



# MARKET DAILY

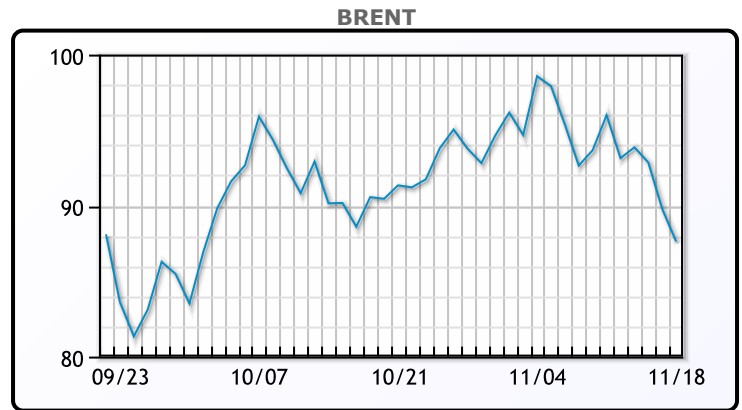
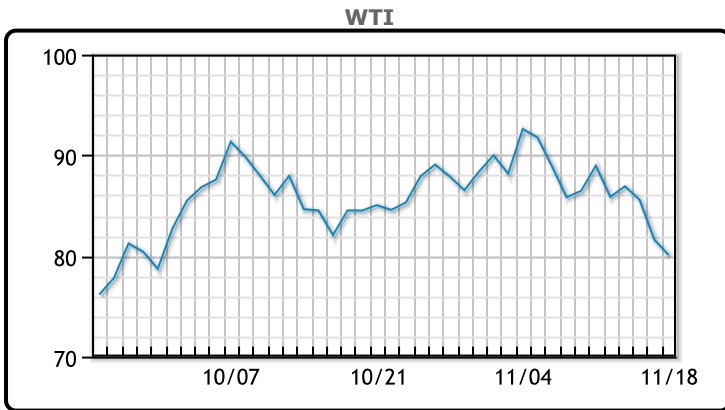
<https://www.pflpetroleum.com>  
 1865 Veterans Park Dr. Suite 303  
 Naples, Florida 34109  
 Phone: 239-390-2885  
 Fax: 239-949-0611  
 Nov 21, 2022 7:18 PM

Major Energy Futures		
	Settle	Change
Brent	87.45	-0.17
Gas Oil	946	-35.75
Natural Gas	6.303	0.169
RBOB	242.08	-5.33
ULSD	351.81	-8.88
WTI	79.73	-0.35

**Market Commentary**

Prices were volatile today as early reports from the WSJ indicated OPEC+ was planning an output hike of 500K/bbls. Initial trading led prices to 10-month lows, down more than \$5/bbl. Saudi Arabia quickly came out and denied the report which led prices lower later in the session. Releasing more oil amid weak Chinese fuel demand and U.S. dollar strength would have moved the market deeper into contango, encouraging more oil to go into storage and pushing prices still lower, said Bob Yawger, director of energy futures at Mizuho in New York. "That's playing with fire." WTI traded down \$.35 to close at \$79.73. Brent traded down \$.17 to close at \$87.45.

## Crude & Product Markets

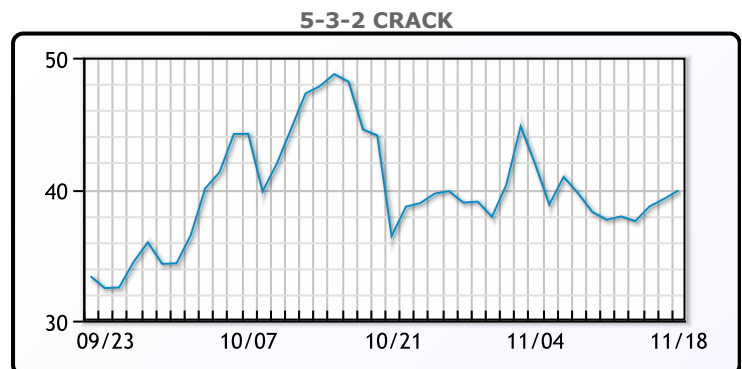
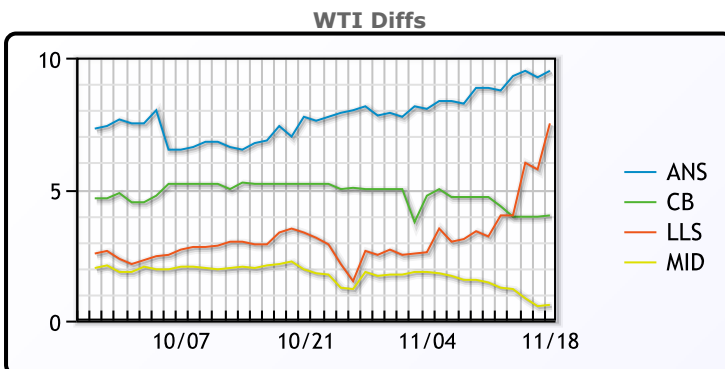


**CRUDE**

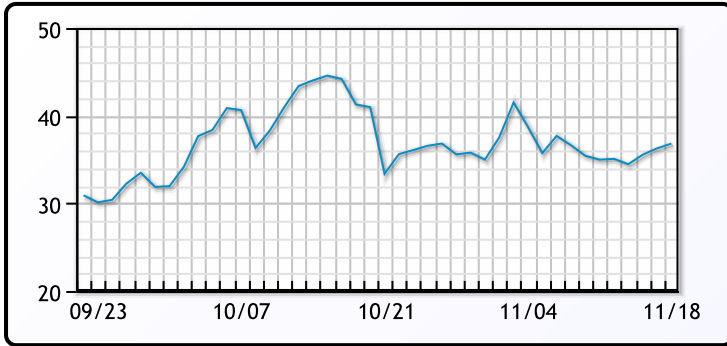
	Last	Week Ago	Month Ago
ANS	89.58	97.81	89.82
BLS	84.08	93.66	88.02
LLS	87.58	92.16	86.32
Mid	80.68	90.41	85.07
WTI	80.08	88.96	82.82

**PRODUCTS**

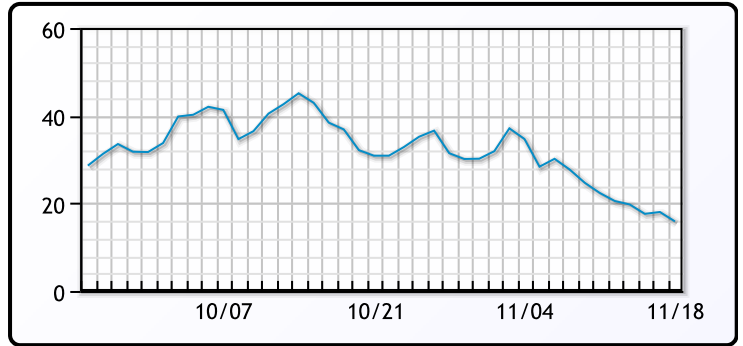
	Last	Week Ago	Month Ago
Gulf RBOB	211.58	241.45	242.06
Gulf ULSD	322.31	332.74	390.73
NYH RBOB	259.58	286	268.31
NYH ULSD	362.81	444.26	469.35
USGC 3%	60.63	66.63	53.63



**3-2-1 Crack**



**Gulf 3-2-1 Crack**



**NGLs**

**MB**

	Last	Week Ago	Month Ago
Butane	97	101.75	93.5
IsoButane	107	116.82	96.88
Natural Gasoline	156	163.5	159.75
Propane	84.88	87.75	82

**CONWAY**

	Last	Week Ago	Month Ago
Butane	100	105.14	94.25
IsoButane	138	152	112
Natural Gasoline	170	172.75	162.75
Propane	85.75	89.75	83

**MB NON**

	Last	Week Ago	Month Ago
Butane	98	102.75	95
IsoButane	107	116.82	96.88
Natural Gasoline	149.5	160.5	159
Propane	84.13	87.5	81.75

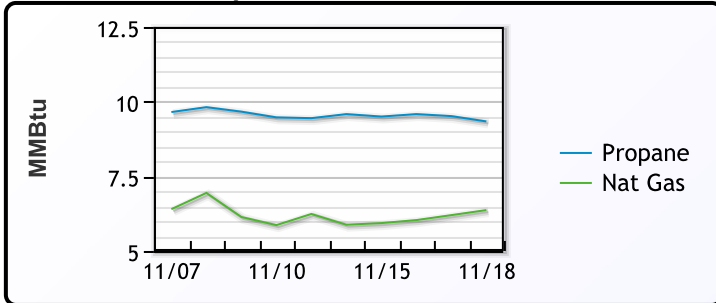
**EDMONTON**

	Last	Week Ago	Month Ago
Propane	72.75	75.25	69

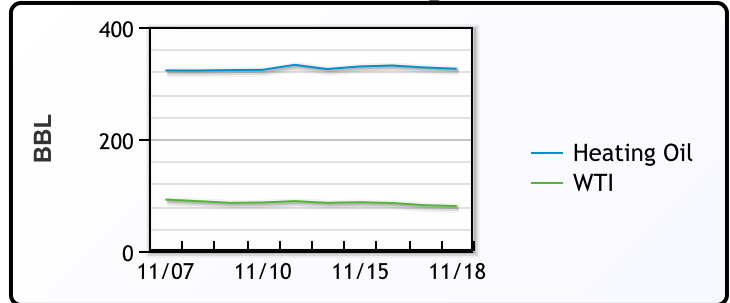
**SARNIA**

	Last	Week Ago	Month Ago
Propane	115.5	115.75	111.25

**Propane MT.B Tet vs Nat Gas**



**WTI vs Heating Oil**



**FX**

	Last	Change
CAD	1.3374	0.0046
DXY	106.93	0.236
Gold	1750.68	-9.76

**RATES**

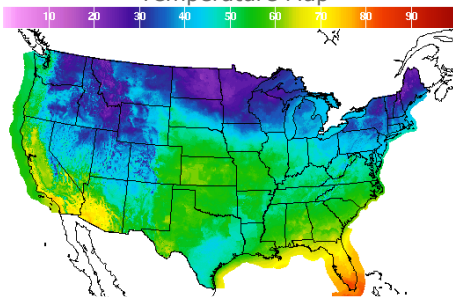
	Last	Change
US 2yr	4.5329	0.0809
US 10yr	3.8288	0.0631
CAN 10yr	3.122	0.014

**EQUITIES**

	Last	Change
Nasdaq	11146.06	1.1
TSX	1213.451	6.209
S&P 500	3965.34	18.78

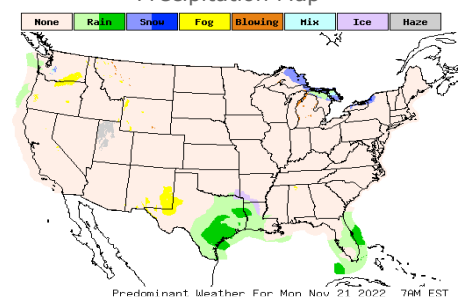
**Weather Data**

**Temperature Map**



City	HIGH °F	LOW °F
Calgary	44	20
Conway	23	12
Cushing	54	32
Denver	43	30
Houston	51	45
Mont Belvieu	47	43
Sarnia	39	21
Williston	27	7

**Precipitation Map**



This report has been prepared by PFL Petroleum Limited personnel for your information only and the views expressed are intended to provide market commentary and are not recommendations. This report is not an offer to sell or a solicitation of any offer to buy any security. The information contained herein has been compiled by PFL from sources believed to be reliable, but no representation or warranty, express or implied, is made by PFL Petroleum Limited, its affiliates or any other person as to its accuracy, completeness or correctness. Copyright 2017 PFL Petroleum Limited. All Rights Reserved