



MARKET DAILY

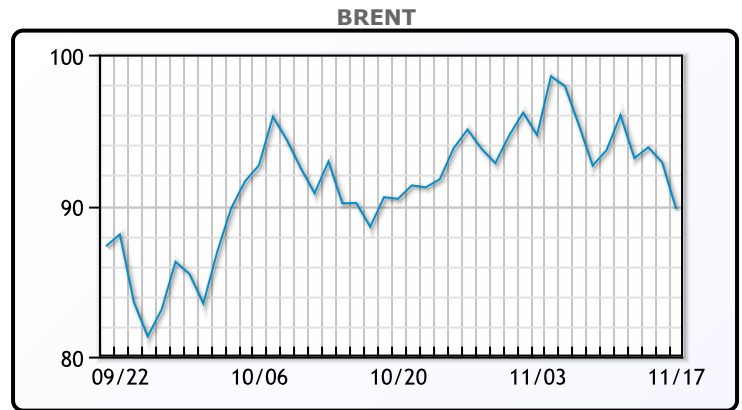
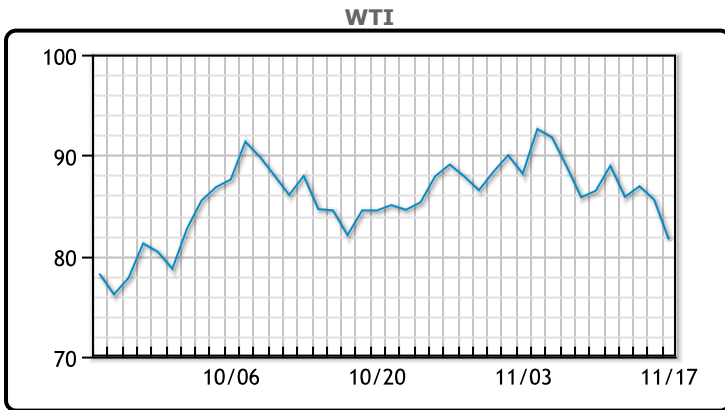
<https://www.pflpetroleum.com>
 1865 Veterans Park Dr. Suite 303
 Naples, Florida 34109
 Phone: 239-390-2885
 Fax: 239-949-0611
 Nov 17, 2022 7:21 PM

Major Energy Futures		
	Settle	Change
Brent	89.78	-3.08
Gas Oil	956	1.5
Natural Gas	6.369	0.169
RBOB	245.47	-5.33
ULSD	352.48	-8.88
WTI	81.64	-3.95

Market Commentary

Oil prices tanked today with mounting Covid cases in China and fears of aggressive rate hikes in the US. China reported rising daily covid infections and Chinese refiners have asked to reduce Saudi crude volume in December, also slowing Russian purchases. St Louis Fed President James Bullard said basic monetary rule would require interest rates to rise to at least 5% which stricter assumptions recommend 7%. "It's kind of a triple whammy. We've got COVID-19 cases rising in China, interest rates are continuing to rise here in the U.S. and now we've got technical weakness in the market," said Dennis Kissler, senior vice president of trading at BOK Financial. WTI traded down \$3.95 or -4.6% to close at \$81.64. Brent traded down \$3.08 or -3.3% to close at \$89.78.

Crude & Product Markets

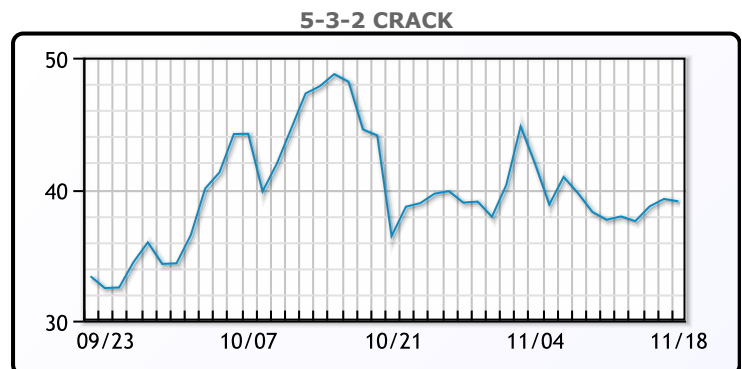
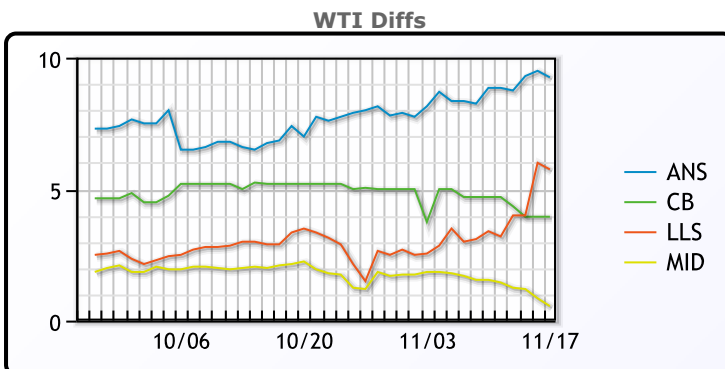


CRUDE

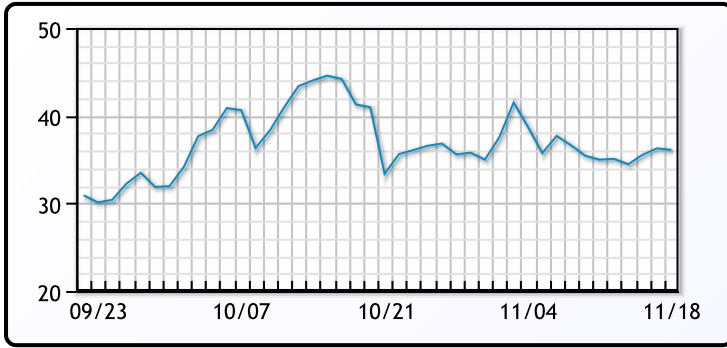
	Last	Week Ago	Month Ago
ANS	90.89	95.32	92.86
BLS	85.59	91.17	90.66
LLS	87.39	89.87	88.81
Mid	82.19	88.02	87.61
WTI	81.64	86.47	85.46

PRODUCTS

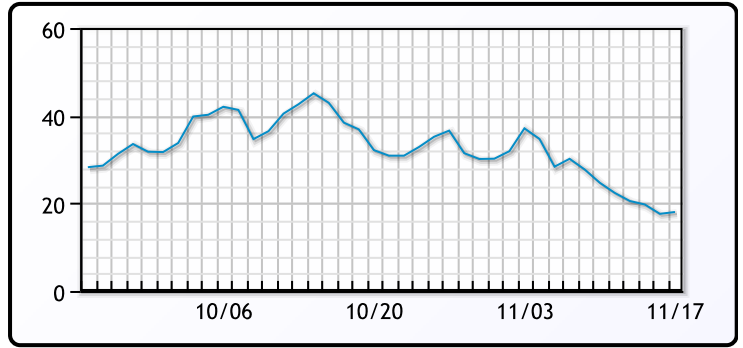
	Last	Week Ago	Month Ago
Gulf RBOB	216.97	236.13	253.06
Gulf ULSD	322.98	329.94	404.02
NYH RBOB	262.97	283.13	269.06
NYH ULSD	370.48	444.44	483.52
USGC 3%	62.38	64.13	55.13



3-2-1 Crack



Gulf 3-2-1 Crack



NGLs

MB

	Last	Week Ago	Month Ago
Butane	97.75	101.5	92.75
IsoButane	107	112.5	96.07
Natural Gasoline	157	160.5	162
Propane	85.5	86.5	79.75

CONWAY

	Last	Week Ago	Month Ago
Butane	101.75	104.13	93
IsoButane	141	150	115
Natural Gasoline	172	170.38	160.88
Propane	86.5	89.63	81.25

MB NON

	Last	Week Ago	Month Ago
Butane	98.75	102.25	93.25
IsoButane	107	112.5	96.07
Natural Gasoline	152	158.75	161.25
Propane	84.5	86.25	79.5

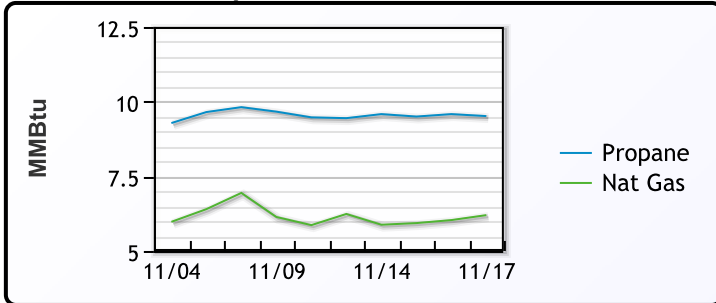
EDMONTON

	Last	Week Ago	Month Ago
Propane	73	75.13	65.75

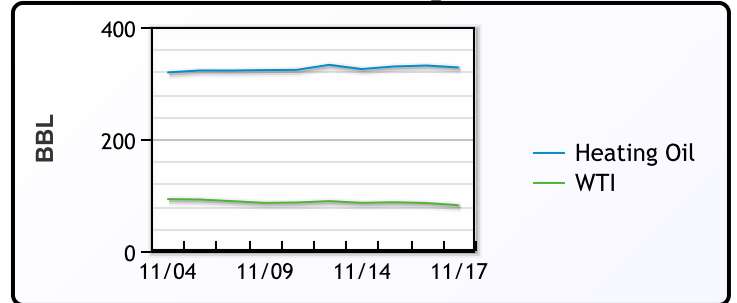
SARNIA

	Last	Week Ago	Month Ago
Propane	115.5	115.75	111.25

Propane MT.B Tet vs Nat Gas



WTI vs Heating Oil



FX

	Last	Change
CAD	1.3323	-0.0005
DXY	106.694	0.413
Gold	1761.3	0.86

RATES

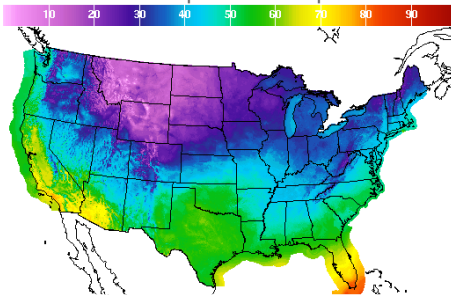
	Last	Change
US 2yr	4.4626	0.0106
US 10yr	3.7806	0.0149
CAN 10yr	3.108	0.049

EQUITIES

	Last	Change
Nasdaq	11144.96	-38.7
TSX	1207.242	-2.925
S&P 500	3946.56	-12.23

Weather Data

Temperature Map



City	HIGH °F	LOW °F
Calgary	17	0
Conway	21	10
Cushing	53	30
Denver	31	18
Houston	58	46
Mont Belvieu	56	41
Sarnia	35	23
Williston	15	-4

Precipitation Map

