



MARKET DAILY

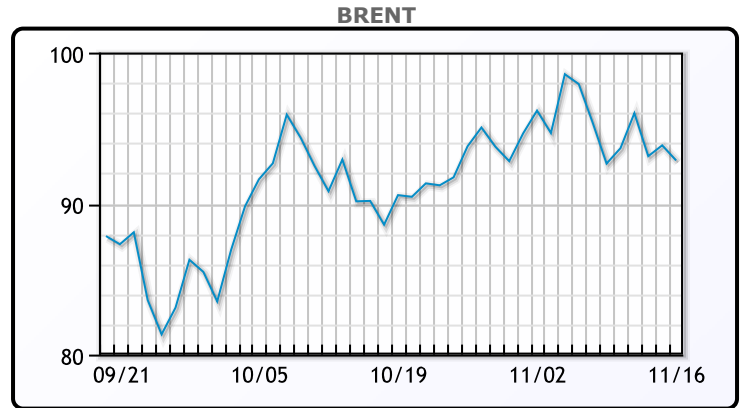
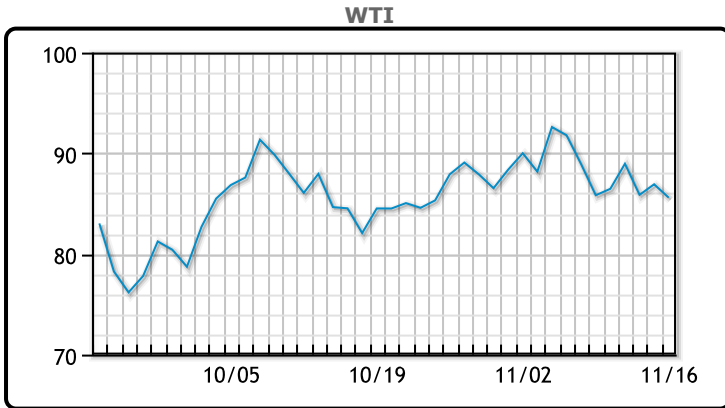
<https://www.pflpetroleum.com>
 1865 Veterans Park Dr. Suite 303
 Naples, Florida 34109
 Phone: 239-390-2885
 Fax: 239-949-0611
 Nov 16, 2022 6:45 PM

Major Energy Futures		
	Settle	Change
Brent	92.86	-1
Gas Oil	991.75	-1.5
Natural Gas	6.2	0.166
RBOB	250.8	-0.81
ULSD	361.36	-2.77
WTI	85.59	-1.33

Market Commentary

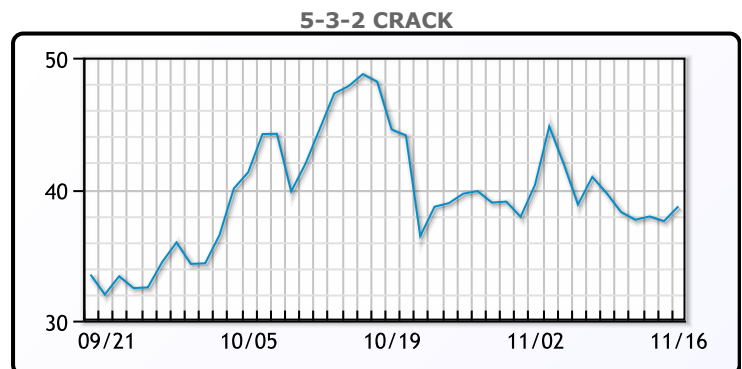
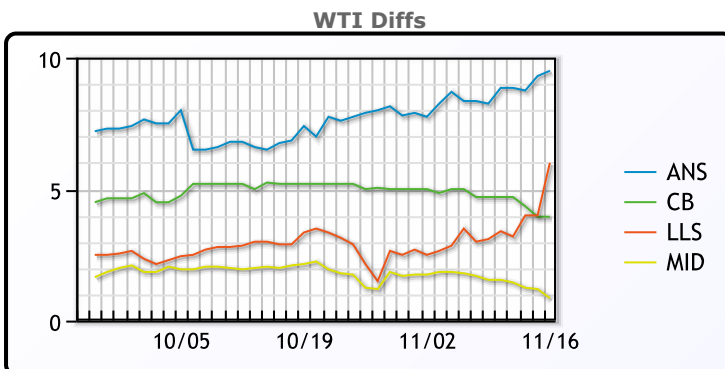
Oil prices traded down today after shipments to Hungary restarted via the Druzhba pipeline. Rising Covid cases in China are weighing on the market. Prices had gained earlier in the day on news that an Iranian drone hit an Israeli owned oil tanker in the Gulf of Oman. "Various geopolitical influences - from an oil tanker being hit by a bomb-carrying drone off the coast of Oman, to Russia tensions - are being largely dismissed in favor of a focus on the more bearish elements such as weak Chinese economic data and demand," said Matt Smith, oil analyst at Kpler. WTI traded down \$1.33 or -1.5% to close at \$85.59. Brent traded down \$1.00 or -1.1% to close at \$92.86.

Crude & Product Markets

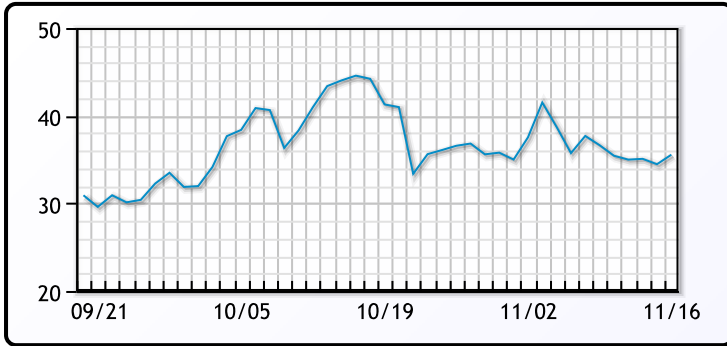


CRUDE			
	Last	Week Ago	Month Ago
ANS	95.09	94.08	92.46
BLS	89.54	90.53	90.81
LLS	91.59	88.93	88.51
Mid	86.44	87.38	87.71
WTI	85.59	85.83	85.61

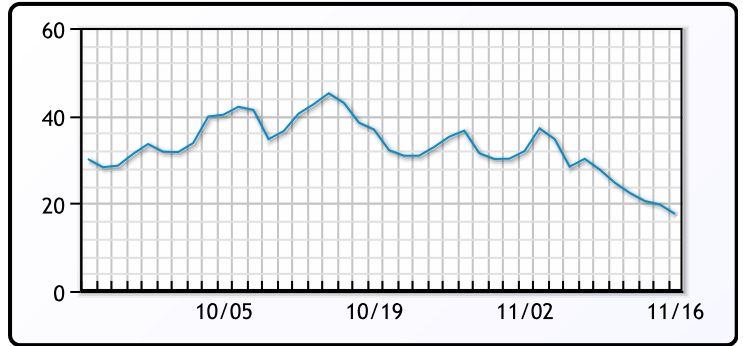
PRODUCTS			
	Last	Week Ago	Month Ago
Gulf RBOB	227.3	231.71	256.59
Gulf ULSD	331.86	345.63	397.02
NYH RBOB	267.3	284.96	273.59
NYH ULSD	391.36	490.63	473.02
USGC 3%	65.13	60.13	55.38



3-2-1 Crack



Gulf 3-2-1 Crack



NGLs

MB

	Last	Week Ago	Month Ago
Butane	101.125	102.25	92.5
IsoButane	112.125	115.25	103.5
Natural Gasoline	159.5	159.25	161.5
Propane	87	86.875	80.375

CONWAY

	Last	Week Ago	Month Ago
Butane	103	103.25	94.25
IsoButane	145	155	125
Natural Gasoline	169.5	171	165
Propane	88	90	80.5

MB NON

	Last	Week Ago	Month Ago
Butane	101.125	102.25	92.5
IsoButane	112.125	115.25	103.5
Natural Gasoline	156.25	156.75	161
Propane	86.88	86.5	79.75

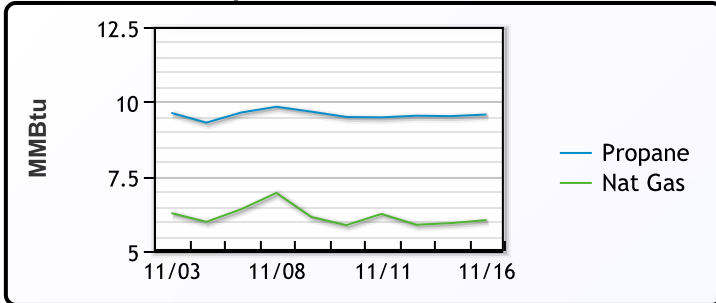
EDMONTON

	Last	Week Ago	Month Ago
Propane	72.88	75	66.75

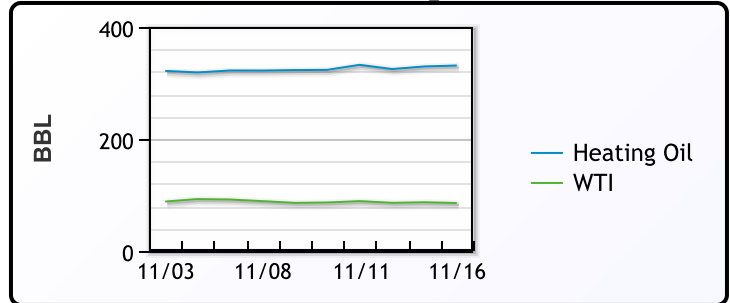
SARNIA

	Last	Week Ago	Month Ago
Propane	115.75	116	111.25

Propane MT.B Tet vs Nat Gas



WTI vs Heating Oil



FX

	Last	Change
CAD	1.3332	0.0003
DXY	106.281	-0.123
Gold	1773.62	-0.25

RATES

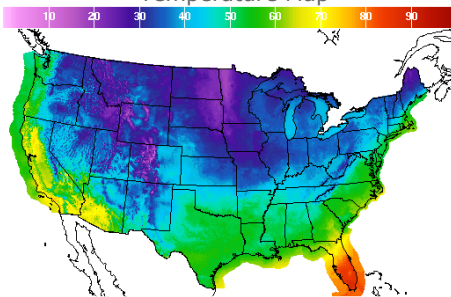
	Last	Change
US 2yr	4.3549	0.0167
US 10yr	3.6899	-0.0797
CAN 10yr	3.059	-0.064

EQUITIES

	Last	Change
Nasdaq	11183.66	-174.75
TSX	1210.167	-0.449
S&P 500	3958.79	-32.94

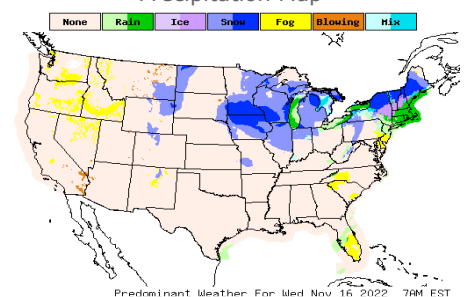
Weather Data

Temperature Map



City	HIGH °F	LOW °F
Calgary	29	14
Conway	22	1
Cushing	43	30
Denver	38	27
Houston	53	43
Mont Belvieu	52	40
Sarnia	35	31
Williston	28	-2

Precipitation Map



This report has been prepared by PFL Petroleum Limited personnel for your information only and the views expressed are intended to provide market commentary and are not recommendations. This report is not an offer to sell or a solicitation of any offer to buy any security. The information contained herein has been compiled by PFL from sources believed to be reliable, but no representation or warranty, express or implied, is made by PFL Petroleum Limited, its affiliates or any other person as to its accuracy, completeness or correctness. Copyright 2017 PFL Petroleum Limited. All Rights Reserved