



MARKET DAILY

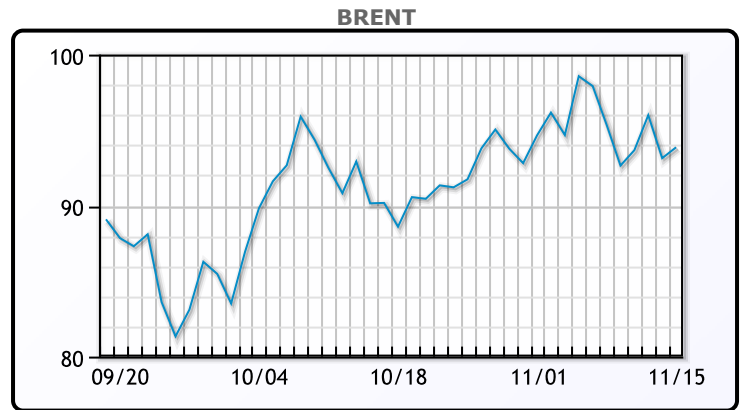
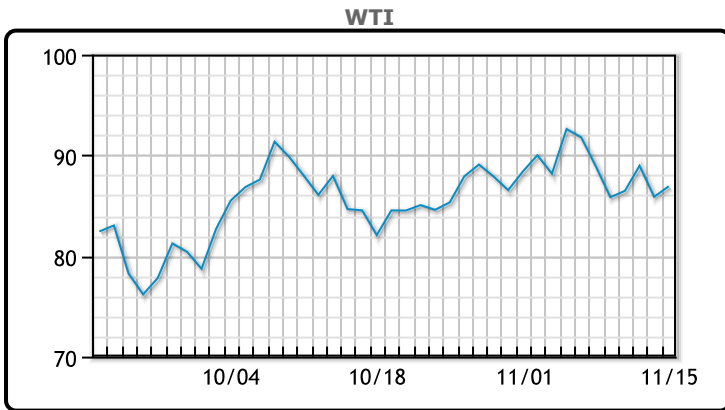
<https://www.pflpetroleum.com>
 1865 Veterans Park Dr. Suite 303
 Naples, Florida 34109
 Phone: 239-390-2885
 Fax: 239-949-0611
 Nov 15, 2022 7:49 PM

Major Energy Futures		
	Settle	Change
Brent	93.86	0.72
Gas Oil	990.25	4
Natural Gas	6.034	0.101
RBOB	251.61	-1.24
ULSD	364.13	9.73
WTI	86.92	1.05

Market Commentary

Oil prices were higher today as US PPI came in a lot lower than expected, a sign of easing inflation. Recent numbers could give the Fed more wiggle room for a "pivot", or to begin slowing the rate increases. "The inflation data was positive in a way. Stocks took off from that and it looks like we're getting dragged higher now," said John Kilduff, partner at Again Capital LLC in New York. "We're still in that inverse dollar effect here". The global community is investigating an alleged Russian missile that hit NATO ally Poland and Poland has invoked Article 4 of the NATO treaty. Oil supply to Hungary via the Druzhba pipeline has been suspended due to a fall in pressure and Russia's state owned pipeline monopoly Transneft has been notified by Ukraine of the disruption. WTI traded up \$1.05 or 1.22% to close at \$86.92. Brent traded up \$.72 or .77% to close at \$93.86.

Crude & Product Markets

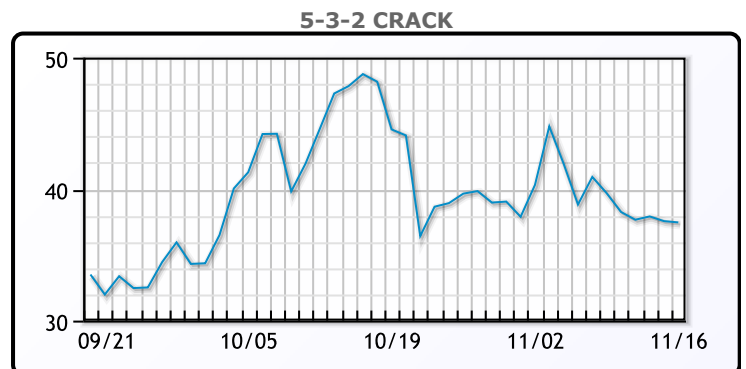
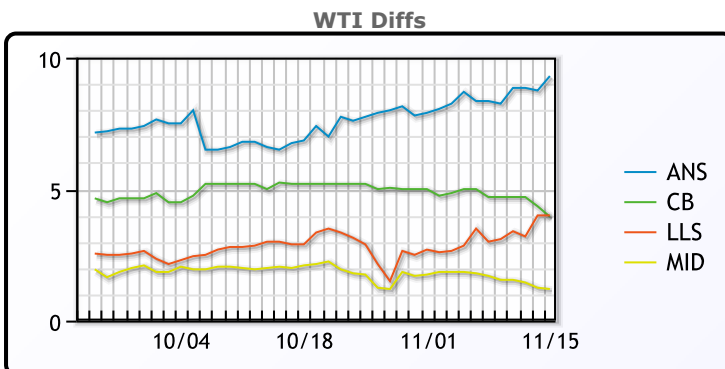


CRUDE

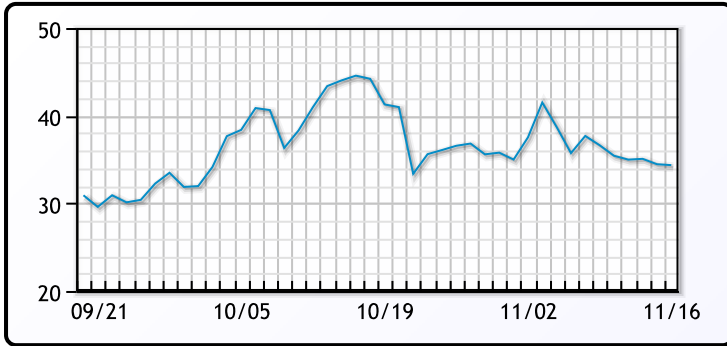
	Last	Week Ago	Month Ago
ANS	96.22	97.26	92.46
BLS	90.87	93.61	90.81
LLS	90.92	91.91	88.51
Mid	88.12	90.61	87.71
WTI	86.92	88.91	85.61

PRODUCTS

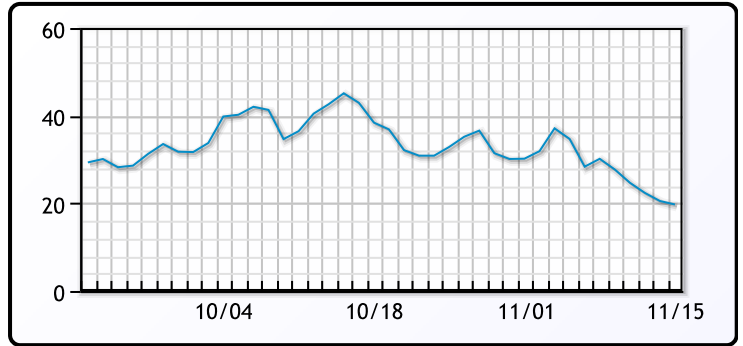
	Last	Week Ago	Month Ago
Gulf RBOB	230.11	243.42	256.59
Gulf ULSD	335.88	363.52	397.02
NYH RBOB	271.61	298.17	273.59
NYH ULSD	404.13	489.57	473.02
USGC 3%	63.63	61.63	55.38



3-2-1 Crack



Gulf 3-2-1 Crack



NGLs

MB

	Last	Week Ago	Month Ago
Butane	101	103	91
IsoButane	112.63	109.75	98.25
Natural Gasoline	161	163	161.5
Propane	87.75	88.5	80.25

CONWAY

	Last	Week Ago	Month Ago
Butane	103.63	104.75	92
IsoButane	142	131	119
Natural Gasoline	171.88	174.25	163
Propane	89.88	92	80.75

MB NON

	Last	Week Ago	Month Ago
Butane	102	103.75	91.5
IsoButane	112.63	109.75	98.25
Natural Gasoline	158	161.5	161
Propane	87.25	88.5	79.75

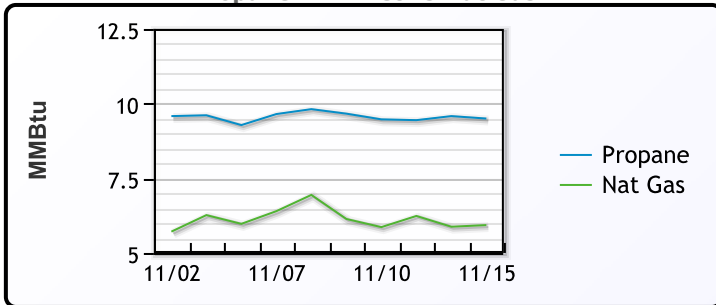
EDMONTON

	Last	Week Ago	Month Ago
Propane	75.38	77	66.75

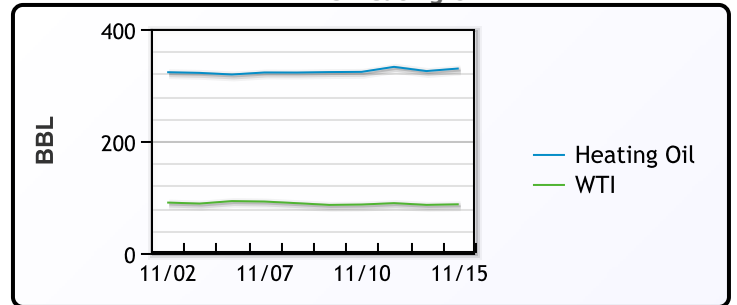
SARNIA

	Last	Week Ago	Month Ago
Propane	115.75	116	111.25

Propane MT.B Tet vs Nat Gas



WTI vs Heating Oil



FX

	Last	Change
CAD	1.3282	0.0002
DXY	106.404	-0.256
Gold	1779.31	0.37

RATES

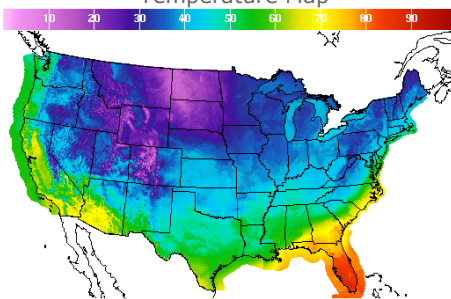
	Last	Change
US 2yr	4.3172	-0.021
US 10yr	3.7547	-0.0149
CAN 10yr	3.123	-0.037

EQUITIES

	Last	Change
Nasdaq	11358.41	162.19
TSX	1210.616	4.473
S&P 500	3991.73	34.48

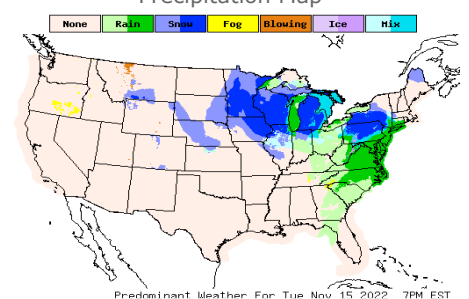
Weather Data

Temperature Map



City	HIGH °F	LOW °F
Calgary	39	19
Conway	20	9
Cushing	45	28
Denver	34	26
Houston	55	44
Mont Belvieu	53	42
Sarnia	37	30
Williston	9	-10

Precipitation Map



This report has been prepared by PFL Petroleum Limited personnel for your information only and the views expressed are intended to provide market commentary and are not recommendations. This report is not an offer to sell or a solicitation of any offer to buy any security. The information contained herein has been compiled by PFL from sources believed to be reliable, but no representation or warranty, express or implied, is made by PFL Petroleum Limited, its affiliates or any other person as to its accuracy, completeness or correctness. Copyright 2017 PFL Petroleum Limited. All Rights Reserved