



MARKET DAILY

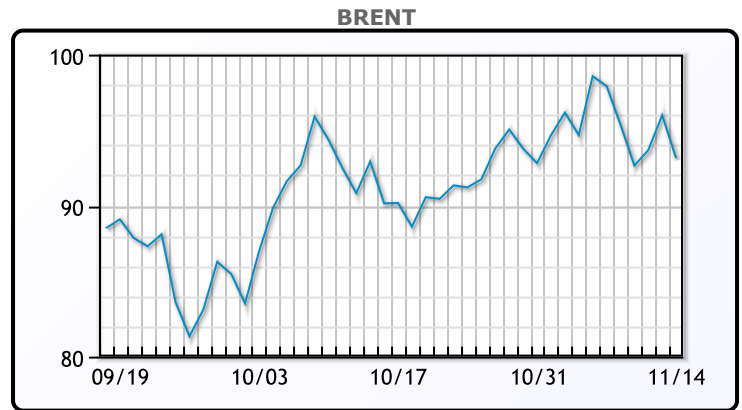
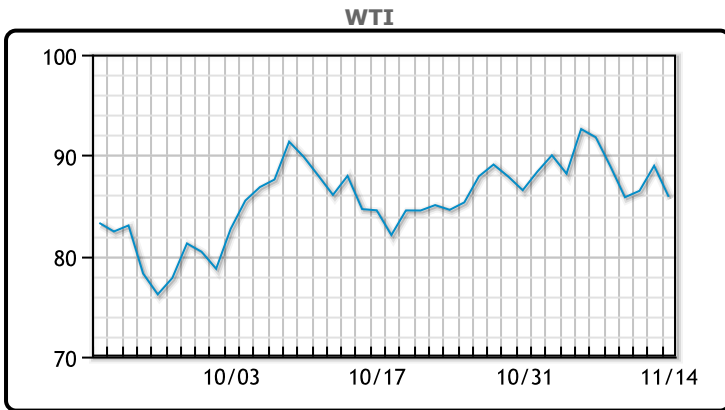
<https://www.pflpetroleum.com>
 1865 Veterans Park Dr. Suite 303
 Naples, Florida 34109
 Phone: 239-390-2885
 Fax: 239-949-0611
 Nov 14, 2022 7:01 PM

Major Energy Futures		
	Settle	Change
Brent	93.14	-2.85
Gas Oil	991.75	3.25
Natural Gas	5.933	0.054
RBOB	252.85	-8.11
ULSD	354.4	-1.13
WTI	85.87	-3.09

Market Commentary

Oil prices were lower today, settling down as the US dollar traded higher and some Chinese cities reported record Covid rates. Prices had rallied on Friday when China announced that they would shorten their quarantine time for close contacts and inbound travelers. "The surge in COVID cases will only lead to more lockdowns in the near term...for now China is not a source of bullish support for the petroleum complex," said John Kilduff, partner at Again Capital LLC in New York. The US will allow India to purchase as much Russian oil as it wants, including at prices above a G7 imposed price cap as long as it stays away from western finance companies. WTI traded down \$3.09 or -3.47% to close at \$85.87. Brent traded down \$2.85 or -3% to close at \$93.14.

Crude & Product Markets

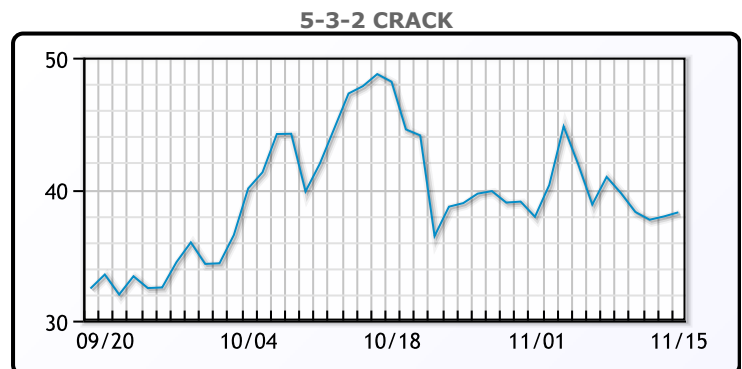
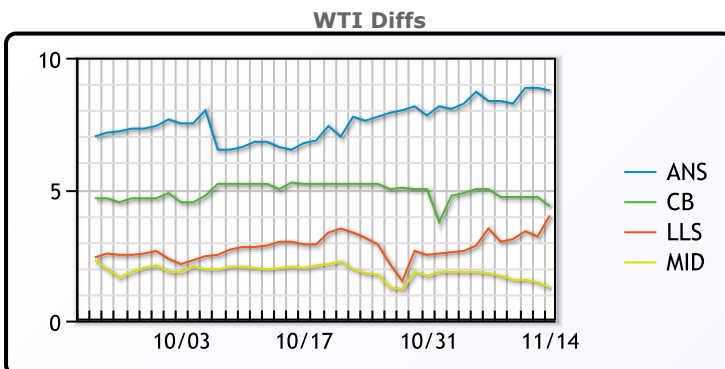


CRUDE

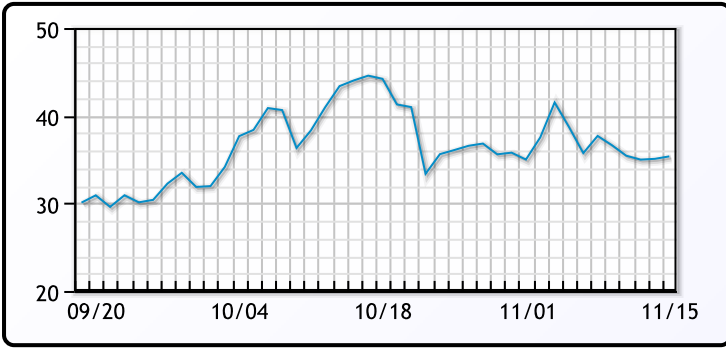
	Last	Week Ago	Month Ago
ANS	94.62	100.14	92.46
BLS	90.22	96.79	90.81
LLS	89.87	95.29	88.51
Mid	87.12	93.59	87.71
WTI	85.87	91.79	85.61

PRODUCTS

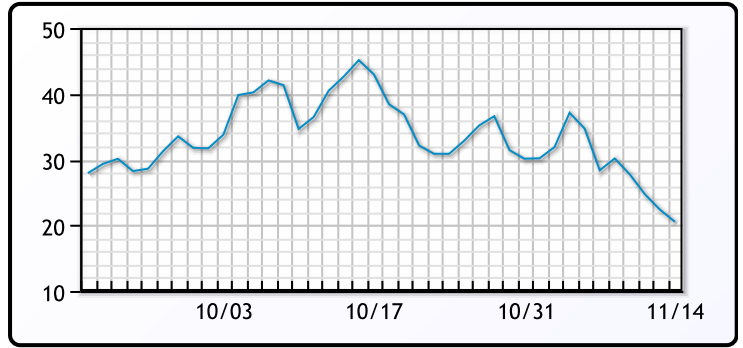
	Last	Week Ago	Month Ago
Gulf RBOB	232.35	246.06	256.59
Gulf ULSD	324.9	369.36	397.02
NYH RBOB	276.6	301.81	273.59
NYH ULSD	414.4	453.11	473.02
USGC 3%	63.38	63.38	55.38



3-2-1 Crack



Gulf 3-2-1 Crack



NGLs

MB

	Last	Week Ago	Month Ago
Butane	100.88	103.13	91
IsoButane	113.88	113	98.25
Natural Gasoline	160	166.75	161.5
Propane	87	89.88	80.25

CONWAY

	Last	Week Ago	Month Ago
Butane	102.75	105	92
IsoButane	144	134	119
Natural Gasoline	172	175	163
Propane	89	92	80.75

MB NON

	Last	Week Ago	Month Ago
Butane	101.88	103.88	91.5
IsoButane	113.88	113	98.25
Natural Gasoline	157	164.75	161
Propane	86.75	89.88	79.75

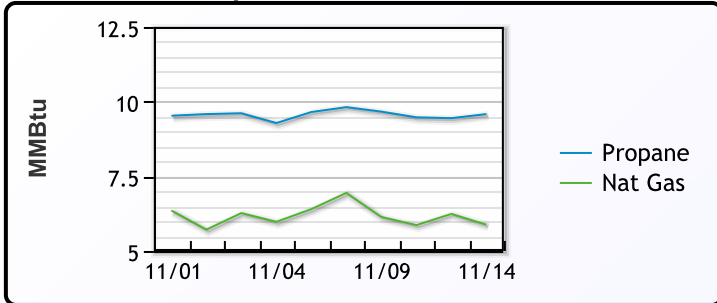
EDMONTON

	Last	Week Ago	Month Ago
Propane	74.5	77	66.75

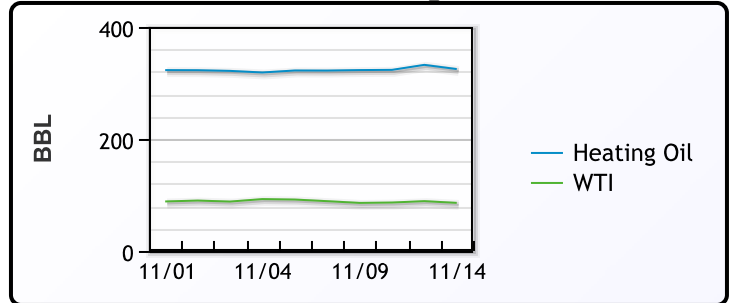
SARNIA

	Last	Week Ago	Month Ago
Propane	115.75	116	111.25

Propane MT.B Tet vs Nat Gas



WTI vs Heating Oil



FX

	Last	Change
CAD	1.332	0.0006
DXY	106.66	0.368
Gold	1770.1	-1.3

RATES

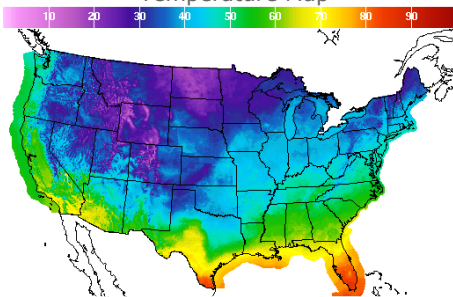
	Last	Change
US 2yr	4.393	0.0042
US 10yr	3.863	0.0094
CAN 10yr	3.16	0.015

EQUITIES

	Last	Change
Nasdaq	11196.22	-127.11
TSX	1206.143	-10.556
S&P 500	3957.25	-35.68

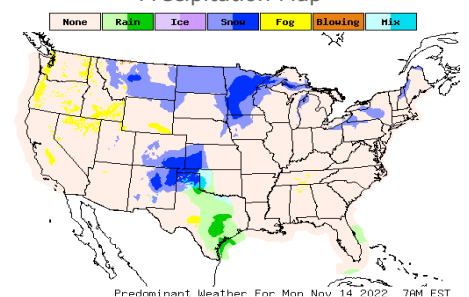
Weather Data

Temperature Map



City	HIGH °F	LOW °F
Calgary	33	19
Conway	22	13
Cushing	42	35
Denver	33	24
Houston	55	50
Mont Belvieu	57	46
Sarnia	36	28
Williston	20	3

Precipitation Map



This report has been prepared by PFL Petroleum Limited personnel for your information only and the views expressed are intended to provide market commentary and are not recommendations. This report is not an offer to sell or a solicitation of any offer to buy any security. The information contained herein has been compiled by PFL from sources believed to be reliable, but no representation or warranty, express or implied, is made by PFL Petroleum Limited, its affiliates or any other person as to its accuracy, completeness or correctness. Copyright 2017 PFL Petroleum Limited. All Rights Reserved