



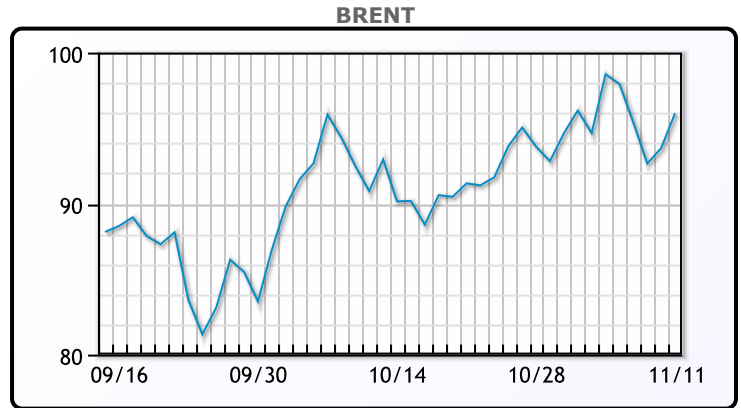
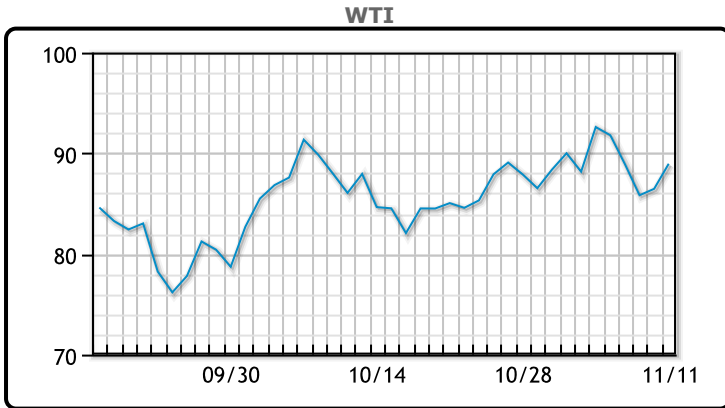
MARKET DAILY

<https://www.pflpetroleum.com>
 1865 Veterans Park Dr. Suite 303
 Naples, Florida 34109
 Phone: 239-390-2885
 Fax: 239-949-0611
 Nov 11, 2022 9:27 PM

Major Energy Futures		
	Settle	Change
Brent	95.99	2.32
Gas Oil	987.75	-23.5
Natural Gas	5.879	0.374
RBOB	260.96	2.17
ULSD	355.53	-8.69
WTI	88.96	2.49

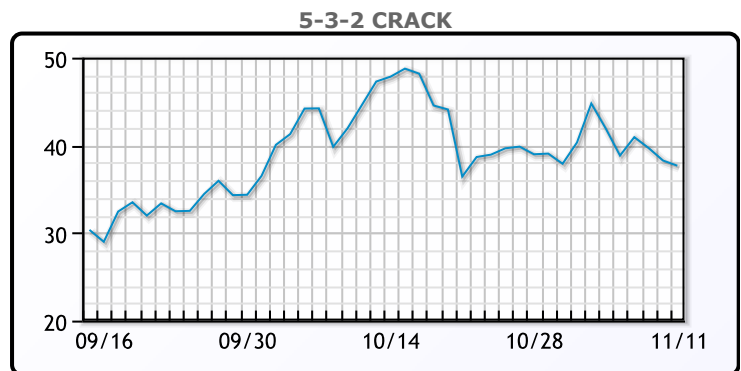
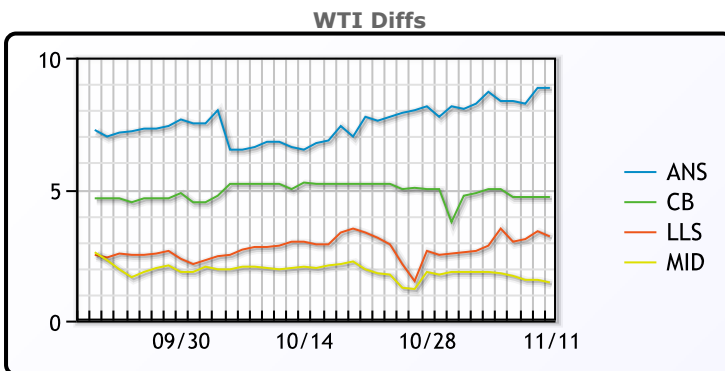
Market Commentary
 Oil prices rose on Friday, up \$2.49 cents per barrel to close at \$88.96 per barrel on the back of China relaxing COVID travel restrictions and a signaling that their economy would soon return to normal. Brent traded up US\$2.32 cents per barrel to close at US \$95.99 per barrel. Gasoline closed up \$4.3 cents per gallon while natural gas took a nose dive today closing below \$6.00 per MMBTU to close at \$5.879 per MMBTU. Cold weather has kicked in seemingly switching from summer to winter almost overnight. Get ready for a volatile ride. On a side note - U.S. rig count was up by 9 rigs week over week while Canadian rig count was down. Remembering our Veterans today - have a great weekend.

Crude & Product Markets

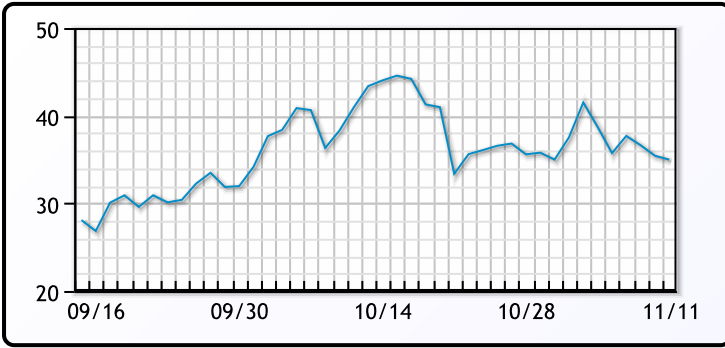


	Last	Week Ago	Month Ago
ANS	97.81	101.31	95.95
BLS	93.66	97.61	94.35
LLS	92.16	95.46	92.35
Mid	90.41	94.46	91.35
WTI	88.96	92.61	89.35

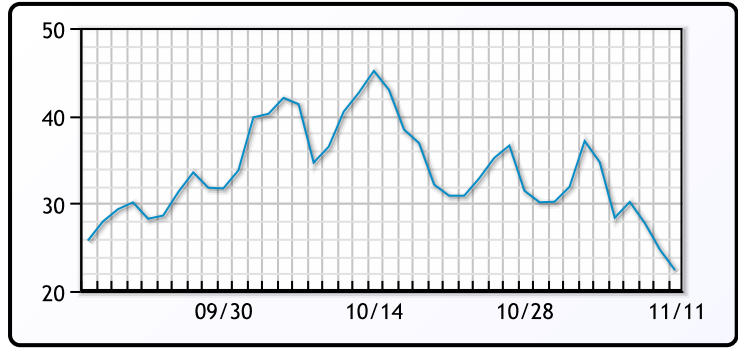
	Last	Week Ago	Month Ago
Gulf RBOB	241.45	258.23	262.48
Gulf ULSD	332.74	384.98	396.83
NYH RBOB	286	314.48	272.61
NYH ULSD	444.26	486.48	434.58
USGC 3%	66.63	63.88	57.38



3-2-1 Crack



Gulf 3-2-1 Crack



NGLs

MB

	Last	Week Ago	Month Ago
Butane	101.75	103	97.88
IsoButane	116.82	109	111.94
Natural Gasoline	163.5	168.25	167.25
Propane	87.75	88.38	85.5

CONWAY

	Last	Week Ago	Month Ago
Butane	105.14	102.75	101.75
IsoButane	152	135	128
Natural Gasoline	172.75	176.25	166
Propane	89.75	90.88	85.63

MB NON

	Last	Week Ago	Month Ago
Butane	102.75	102.75	99.88
IsoButane	116.82	109	111.94
Natural Gasoline	160.5	167.25	166.25
Propane	87.5	88.38	85.38

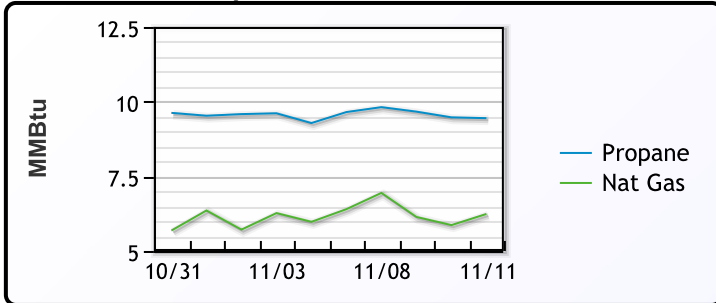
EDMONTON

	Last	Week Ago	Month Ago
Propane	75.25	75.63	71

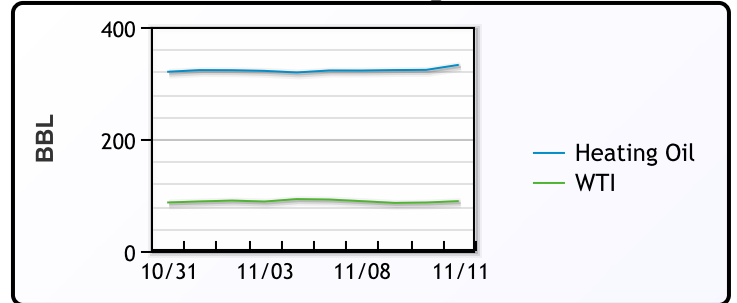
SARNIA

	Last	Week Ago	Month Ago
Propane	115.75	113.5	119

Propane MT.B Tet vs Nat Gas



WTI vs Heating Oil



FX

	Last	Change
CAD	1.3275	-0.0049
DXY	106.292	-1.914
Gold	1771.24	15.79

RATES

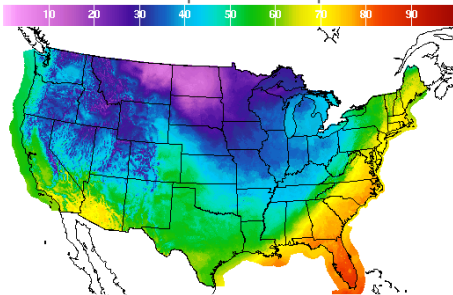
	Last	Change
US 2yr	4.3321	0
US 10yr	3.8125	0
CAN 10yr	3.145	0

EQUITIES

	Last	Change
Nasdaq	11323.33	209.18
TSX	1216.699	5.266
S&P 500	3992.93	36.56

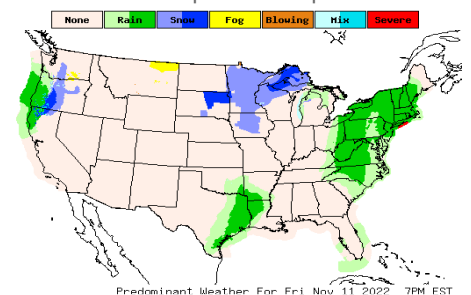
Weather Data

Temperature Map



City	HIGH °F	LOW °F
Calgary	29	4
Conway	20	8
Cushing	47	35
Denver	36	25
Houston	81	54
Mont Belvieu	79	55
Sarnia	61	50
Williston	9	-14

Precipitation Map



This report has been prepared by PFL Petroleum Limited personnel for your information only and the views expressed are intended to provide market commentary and are not recommendations. This report is not an offer to sell or a solicitation of any offer to buy any security. The information contained herein has been compiled by PFL from sources believed to be reliable, but no representation or warranty, express or implied, is made by PFL Petroleum Limited, its affiliates or any other person as to its accuracy, completeness or correctness. Copyright 2017 PFL Petroleum Limited. All Rights Reserved