



MARKET DAILY

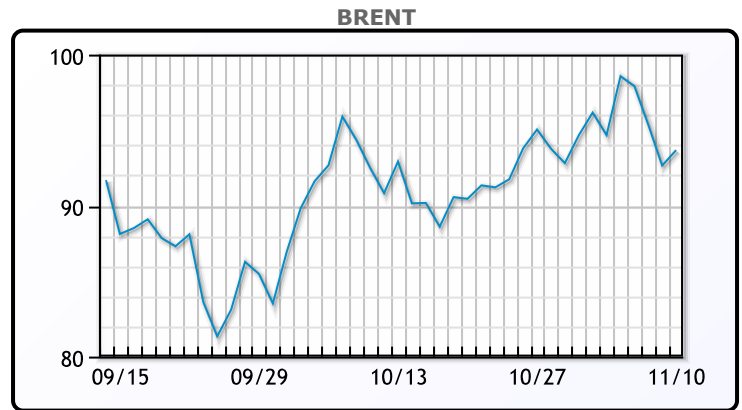
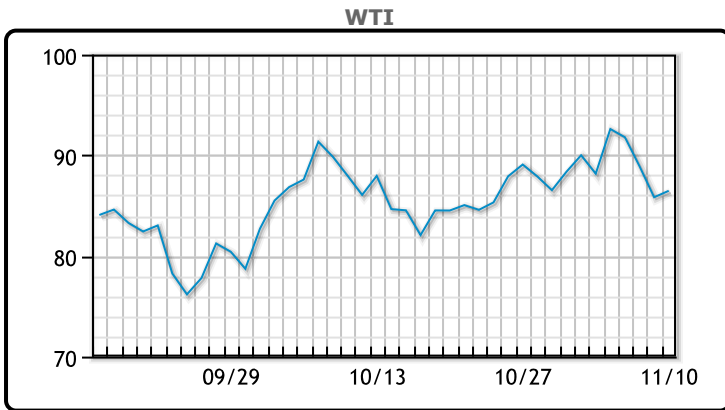
<https://www.pflpetroleum.com>
 1865 Veterans Park Dr. Suite 303
 Naples, Florida 34109
 Phone: 239-390-2885
 Fax: 239-949-0611
 Nov 10, 2022 8:11 PM

Major Energy Futures		
	Settle	Change
Brent	93.67	1.02
Gas Oil	984.5	-40.75
Natural Gas	6.239	0.374
RBOB	256.63	2.17
ULSD	356.94	-8.69
WTI	86.47	0.64

Market Commentary

Oil prices rose today after a few days of declines buoyed by better than expected inflation numbers that lifted financial markets across the board. The CPI came in at 7.7%, which despite being relatively high is an improvement from the last few months. This number could signal a softening to come from the world's central banks. "(Consumer Price Index data) could be the turning point investors have craved," said Craig Erlam, senior market analyst at OANDA. There's still plenty of pain ahead but things suddenly look ever-so-slightly more positive," Erlam said. The US dollar traded down today on the report and Treasury yields also fell below 4%. WTI traded up \$.64 or .8% to close at \$84.67. Brent traded up \$1.02 or 1.1% to close at \$93.67.

Crude & Product Markets

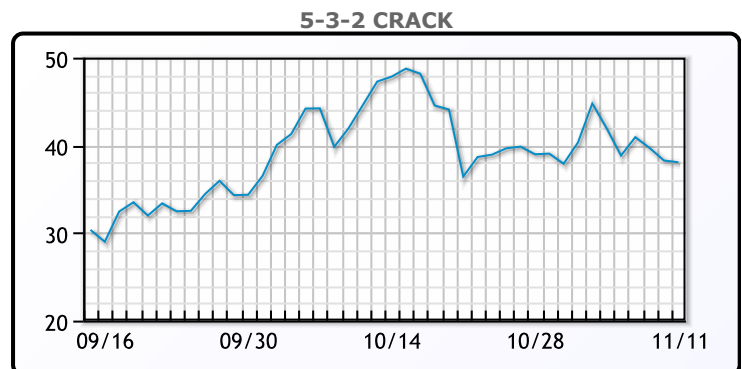
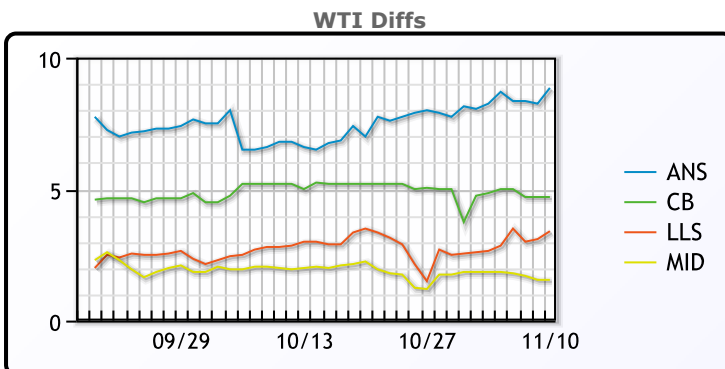


CRUDE

	Last	Week Ago	Month Ago
ANS	95.32	96.42	97.93
BLS	91.17	93.02	96.33
LLS	89.87	90.82	93.98
Mid	88.02	90.02	93.08
WTI	86.47	88.17	91.13

PRODUCTS

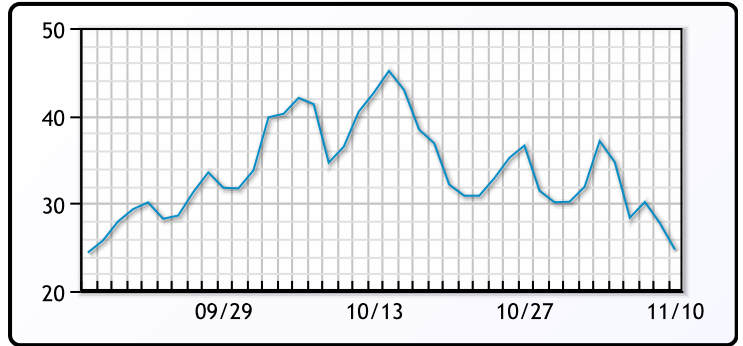
	Last	Week Ago	Month Ago
Gulf RBOB	236.13	254.89	261.28
Gulf ULSD	329.94	386.53	395.35
NYH RBOB	283.13	312.39	273.28
NYH ULSD	444.44	471.53	430.47
USGC 3%	64.13	60.88	59.13



3-2-1 Crack



Gulf 3-2-1 Crack



NGLs

MB

	Last	Week Ago	Month Ago
Butane	101.5	98.5	99.88
IsoButane	112.5	105.25	115
Natural Gasoline	160.5	163	170
Propane	86.5	85	88

CONWAY

	Last	Week Ago	Month Ago
Butane	104.13	100	102.5
IsoButane	150	135	128
Natural Gasoline	170.38	166.5	172.25
Propane	89.63	87.25	86.5

MB NON

	Last	Week Ago	Month Ago
Butane	102.25	99.25	101.88
IsoButane	112.5	105.25	115
Natural Gasoline	158.75	162	169.25
Propane	86.25	85	88.5

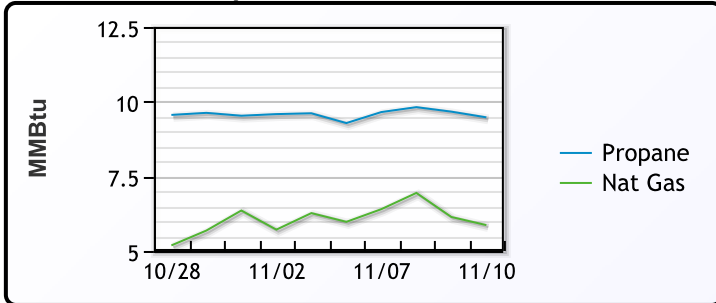
EDMONTON

	Last	Week Ago	Month Ago
Propane	75.13	72	71.5

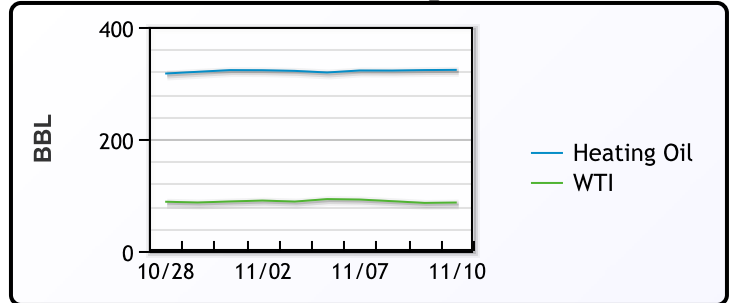
SARNIA

	Last	Week Ago	Month Ago
Propane	115.75	116.5	119

Propane MT.B Tet vs Nat Gas



WTI vs Heating Oil



FX

	Last	Change
CAD	1.3341	0.0017
DXY	108.19	-0.016
Gold	1751.15	-4.3

RATES

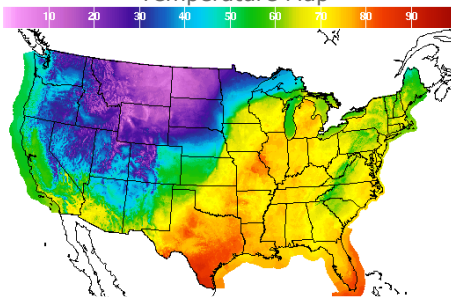
	Last	Change
US 2yr	4.3321	0
US 10yr	3.8125	0
CAN 10yr	3.145	-0.251

EQUITIES

	Last	Change
Nasdaq	11114.15	760.98
TSX	1211.433	38.558
S&P 500	3956.37	207.8

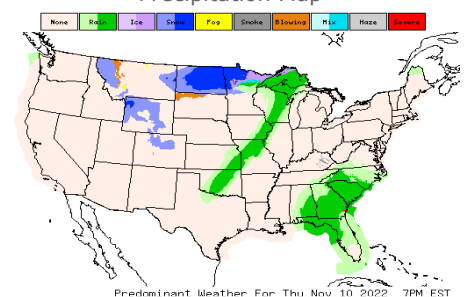
Weather Data

Temperature Map



City	HIGH °F	LOW °F
Calgary	21	-7
Conway	21	18
Cushing	74	48
Denver	48	32
Houston	82	69
Mont Belvieu	78	66
Sarnia	66	52
Williston	13	1

Precipitation Map



This report has been prepared by PFL Petroleum Limited personnel for your information only and the views expressed are intended to provide market commentary and are not recommendations. This report is not an offer to sell or a solicitation of any offer to buy any security. The information contained herein has been compiled by PFL from sources believed to be reliable, but no representation or warranty, express or implied, is made by PFL Petroleum Limited, its affiliates or any other person as to its accuracy, completeness or correctness. Copyright 2017 PFL Petroleum Limited. All Rights Reserved