



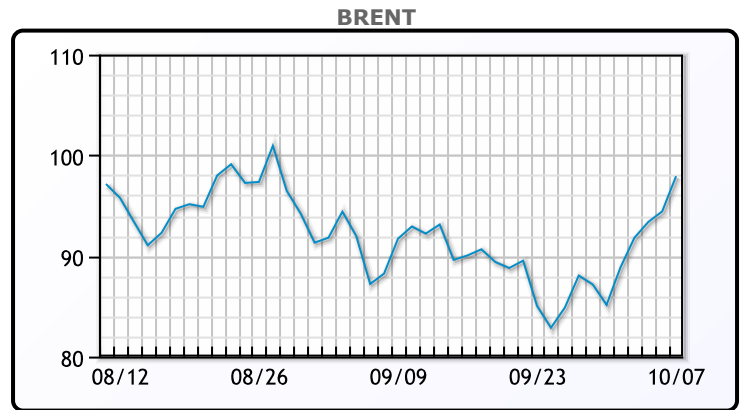
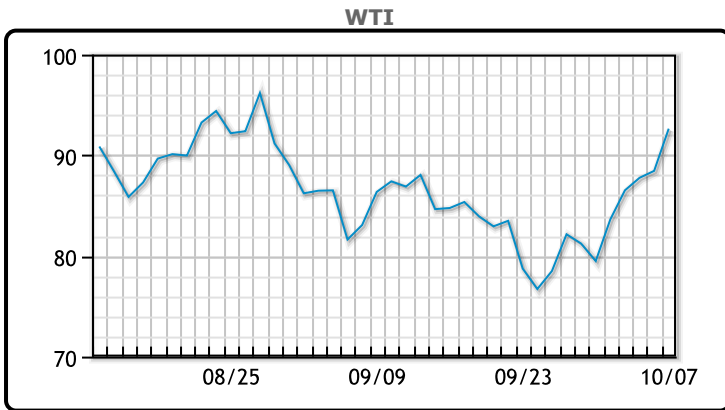
MARKET DAILY

<https://www.pflpetroleum.com>
 1865 Veterans Park Dr. Suite 303
 Naples, Florida 34109
 Phone: 239-390-2885
 Fax: 239-949-0611
 Oct 7, 2022 8:00 PM

Major Energy Futures		
	Settle	Change
Brent	97.92	3.5
Gas Oil	1257.75	3.5
Natural Gas	6.748	0.042
RBOB	273.46	1.29
ULSD	401.87	17.8
WTI	92.64	4.19

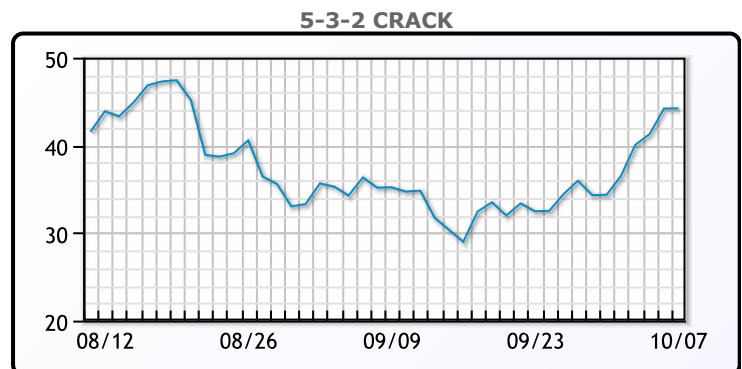
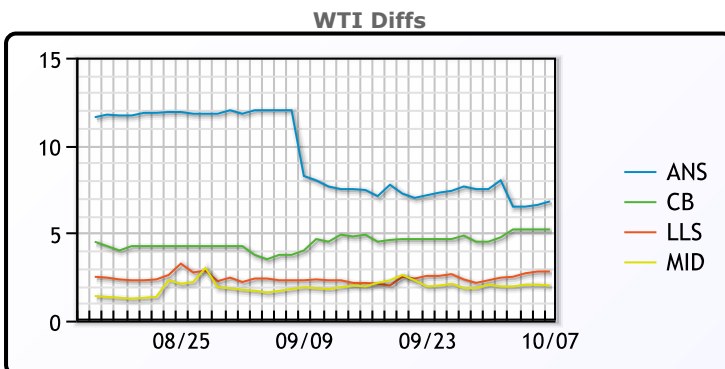
Market Commentary
 Oil prices rallied again today to five week highs, trading up every single day this week with WTI up 17% week over week. This is on the back of OPEC+'s decision to make its largest supply cut since 2020, of 2MM/bpd. Both contracts had their highest close since August and heating oil futures also rallied this week to its highest close on record. Analysts are already calling for \$100/bbl crude as the OPEC+ cut comes ahead of an EU oil embargo on Russia. The US of course expressed disappointment with the decision and are looking at all alternatives to reduce prices. "Oil futures prices are managing to gain upside traction even though widespread inflation across the U.S. and Europe is threatening the potential for a global recession where demand will likely take a sizeable hit," analysts at energy consulting firm Gelber & Associates said. WTI traded up \$4.19 or 4.7% to close at \$92.64. Brent traded up \$3.50 or 3.7% to close at \$97.92.

Crude & Product Markets



CRUDE			
	Last	Week Ago	Month Ago
ANS	99.44	86.99	90.19
BLS	97.84	83.99	85.94
LLS	95.44	81.79	84.24
Mid	94.64	81.54	83.84
WTI	92.64	79.49	81.94

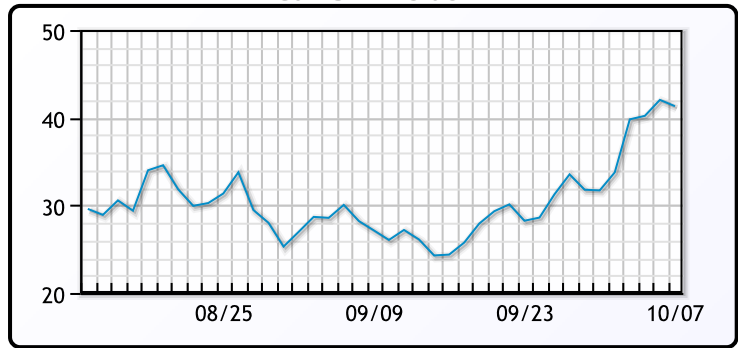
PRODUCTS			
	Last	Week Ago	Month Ago
Gulf RBOB	276.58	237.73	225.77
Gulf ULSD	403.37	323.16	353.85
NYH RBOB	285.58	248.38	245.27
NYH ULSD	432.37	336.16	361.6
USGC 3%	61.88	55.88	65.88



3-2-1 Crack



Gulf 3-2-1 Crack



NGLs

MB

	Last	Week Ago	Month Ago
Butane	103	96	110.75
IsoButane	117	106.25	144.5
Natural Gasoline	174.75	155	151.5
Propane	91.25	86.88	105.25

CONWAY

	Last	Week Ago	Month Ago
Butane	105	93	114
IsoButane	129.5	142	154
Natural Gasoline	176	154	153.5
Propane	92.25	87.25	106.25

MB NON

	Last	Week Ago	Month Ago
Butane	105	98	114.5
IsoButane	117	106.25	144.5
Natural Gasoline	174	154.25	151.25
Propane	91.13	89	105.5

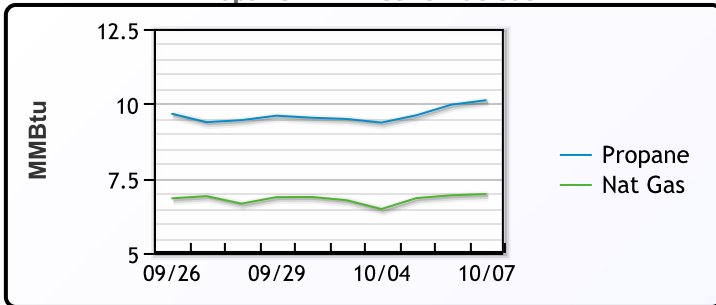
EDMONTON

	Last	Week Ago	Month Ago
Propane	77.5	72.25	92.25

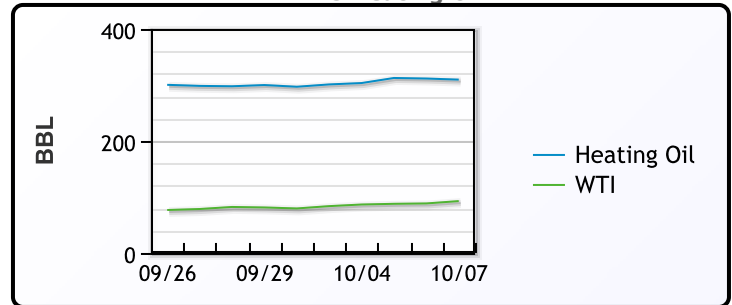
SARNIA

	Last	Week Ago	Month Ago
Propane	119	114.75	134

Propane MT.B Tet vs Nat Gas



WTI vs Heating Oil



FX

	Last	Change
CAD	1.3739	-0.0009
DXY	112.795	0.537
Gold	1694.82	-17.71

RATES

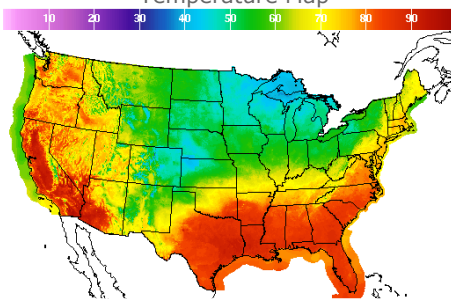
	Last	Change
US 2yr	4.3078	0.052
US 10yr	3.8814	0.0578
CAN 10yr	3.385	0.082

EQUITIES

	Last	Change
Nasdaq	10652.4	-420.91
TSX	1122.551	-22.094
S&P 500	3639.66	-104.86

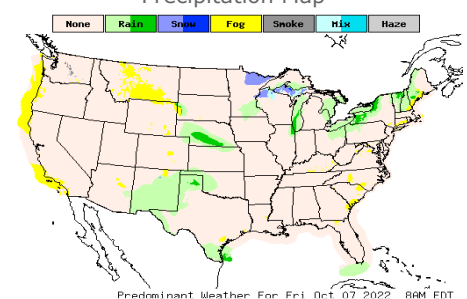
Weather Data

Temperature Map



City	HIGH °F	LOW °F
Calgary	68	45
Conway	51	27
Cushing	74	58
Denver	58	45
Houston	89	72
Mont Belvieu	87	68
Sarnia	53	41
Williston	56	31

Precipitation Map



This report has been prepared by PFL Petroleum Limited personnel for your information only and the views expressed are intended to provide market commentary and are not recommendations. This report is not an offer to sell or a solicitation of any offer to buy any security. The information contained herein has been compiled by PFL from sources believed to be reliable, but no representation or warranty, express or implied, is made by PFL Petroleum Limited, its affiliates or any other person as to its accuracy, completeness or correctness. Copyright 2017 PFL Petroleum Limited. All Rights Reserved