



# MARKET DAILY

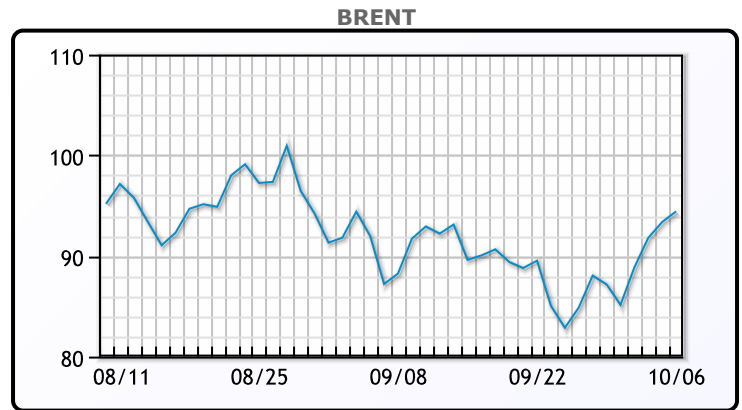
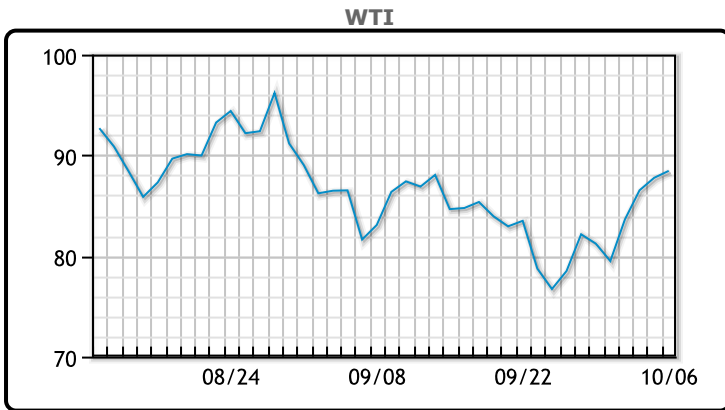
<https://www.pflpetroleum.com>  
 1865 Veterans Park Dr. Suite 303  
 Naples, Florida 34109  
 Phone: 239-390-2885  
 Fax: 239-949-0611  
 Oct 6, 2022 7:08 PM

Major Energy Futures		
	Settle	Change
Brent	94.42	1.05
Gas Oil	1185.75	79
Natural Gas	6.972	0.042
RBOB	268.14	1.29
ULSD	386.49	17.8
WTI	88.45	0.69

**Market Commentary**

Oil prices rose again today holding at 3 week highs still gaining ground from the OPEC+ decision. "We believe that the price impact of the announced measures will be significant," said Jorge Leon, senior vice president at Rystad Energy. "By December this year, Brent would reach over \$100/bbl, up from our earlier call for \$89." The Biden administration is already talking about releasing more crude from the SPR or other ways to reduce OPEC market control. This all comes amid interest rate hikes from central banks across the globe to fight runaway inflation. These measures are expected to hurt demand and is what was pulling prices in the other direction. WTI traded up \$.69 or .8% to close at \$88.45. Brent traded up \$1.05 or 1.1% to close at \$94.42.

## Crude & Product Markets

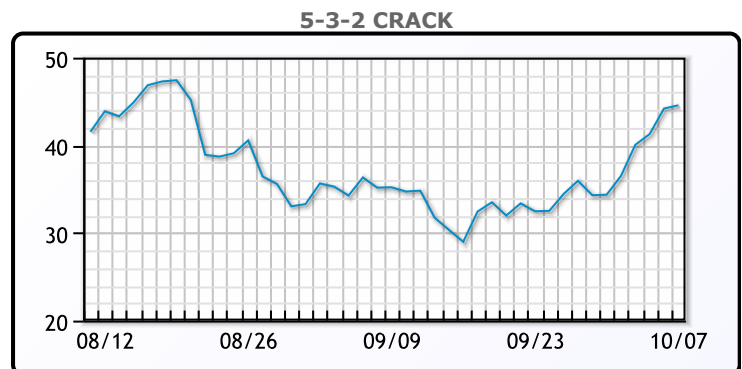
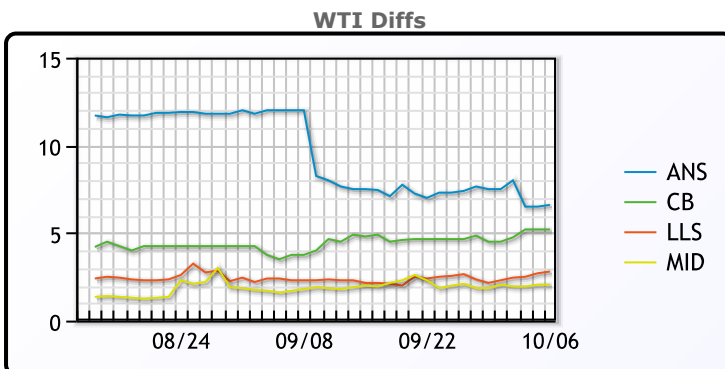


**CRUDE**

	Last	Week Ago	Month Ago
ANS	95.05	88.73	98.88
BLS	93.65	85.73	90.63
LLS	91.25	83.38	89.18
Mid	90.5	83.08	88.68
WTI	88.45	81.23	86.88

**PRODUCTS**

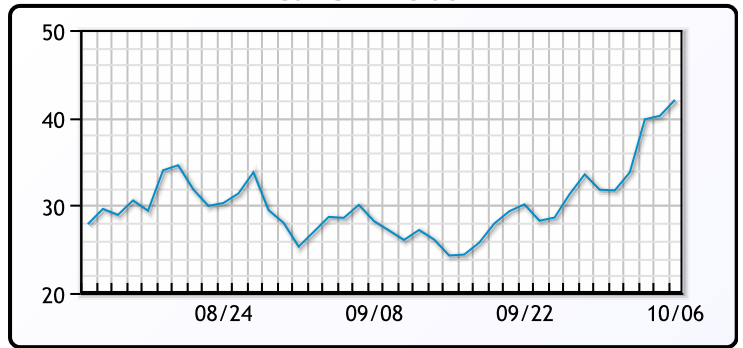
	Last	Week Ago	Month Ago
Gulf RBOB	273.42	242.27	238.34
Gulf ULSD	390.11	328.77	353.26
NYH RBOB	281.39	252.13	256.09
NYH ULSD	411.99	342.83	360.88
USGC 3%	61.38	58.38	72.88



**3-2-1 Crack**



**Gulf 3-2-1 Crack**



**NGLs**

**MB**

	Last	Week Ago	Month Ago
Butane	101.75	96.25	109.25
IsoButane	118.5	113.13	138.5
Natural Gasoline	171.25	158	159
Propane	92.63	87.25	108.75

**MB NON**

	Last	Week Ago	Month Ago
Butane	103.75	98.25	119.25
IsoButane	118.5	113.13	138.5
Natural Gasoline	170.75	157.25	158.75
Propane	92.88	87.5	109.5

**CONWAY**

	Last	Week Ago	Month Ago
Butane	103.5	97.5	116.5
IsoButane	138.5	142	154
Natural Gasoline	171.75	157	162
Propane	92.75	86.5	109.13

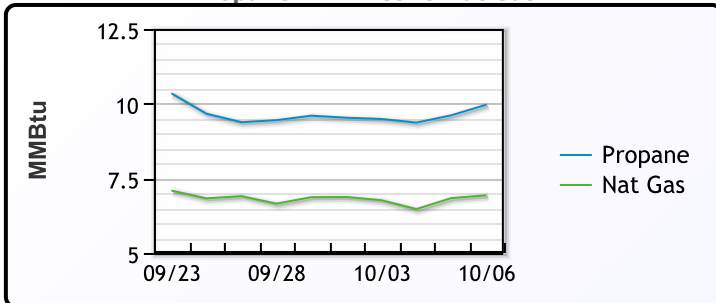
**EDMONTON**

	Last	Week Ago	Month Ago
Propane	77.75	74.5	95.13

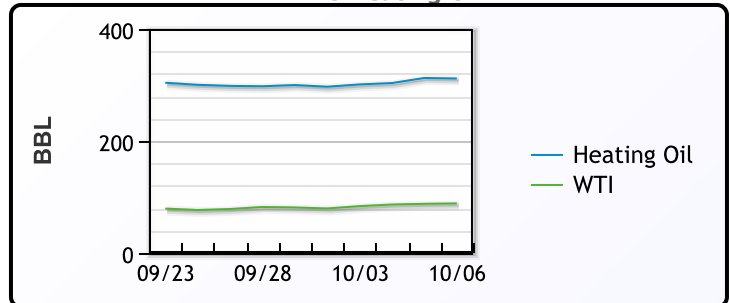
**SARNIA**

	Last	Week Ago	Month Ago
Propane	119	114.75	134

**Propane MT.B Tet vs Nat Gas**



**WTI vs Heating Oil**



**FX**

	Last	Change
CAD	1.3744	-0.0004
DXY	112.258	1.05
Gold	1712.15	-0.38

**RATES**

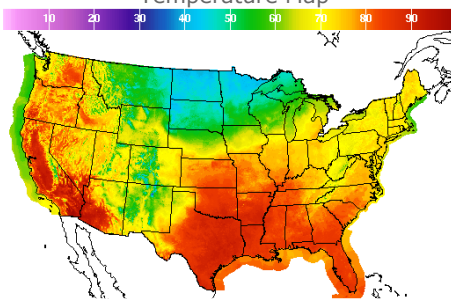
	Last	Change
US 2yr	4.2558	0.1077
US 10yr	3.8236	0.0708
CAN 10yr	3.303	0.022

**EQUITIES**

	Last	Change
Nasdaq	11073.31	-75.33
TSX	1144.645	-17.914
S&P 500	3744.52	-38.76

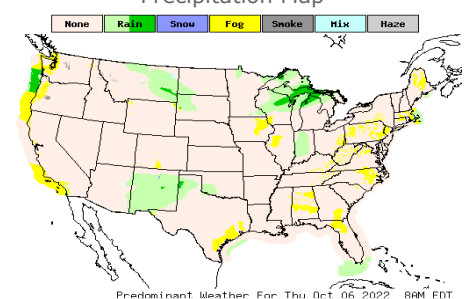
**Weather Data**

**Temperature Map**



City	HIGH °F	LOW °F
Calgary	62	39
Conway	44	33
Cushing	85	60
Denver	70	54
Houston	88	70
Mont Belvieu	86	64
Sarnia	75	55
Williston	49	36

**Precipitation Map**



This report has been prepared by PFL Petroleum Limited personnel for your information only and the views expressed are intended to provide market commentary and are not recommendations. This report is not an offer to sell or a solicitation of any offer to buy any security. The information contained herein has been compiled by PFL from sources believed to be reliable, but no representation or warranty, express or implied, is made by PFL Petroleum Limited, its affiliates or any other person as to its accuracy, completeness or correctness. Copyright 2017 PFL Petroleum Limited. All Rights Reserved