



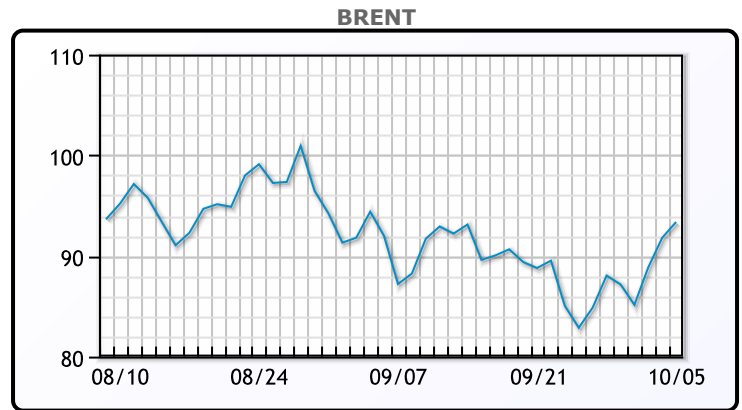
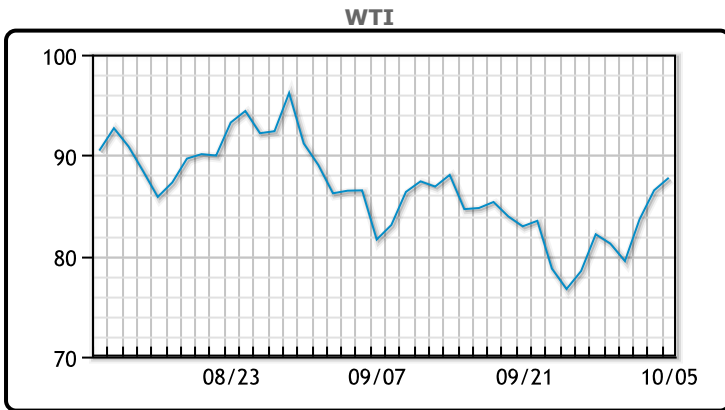
MARKET DAILY

<https://www.pflpetroleum.com>
 1865 Veterans Park Dr. Suite 303
 Naples, Florida 34109
 Phone: 239-390-2885
 Fax: 239-949-0611
 Oct 5, 2022 8:14 PM

Major Energy Futures		
	Settle	Change
Brent	93.37	1.57
Gas Oil	1182.25	79
Natural Gas	6.93	0.093
RBOB	266.85	-1.45
ULSD	368.69	15.11
WTI	87.76	1.24

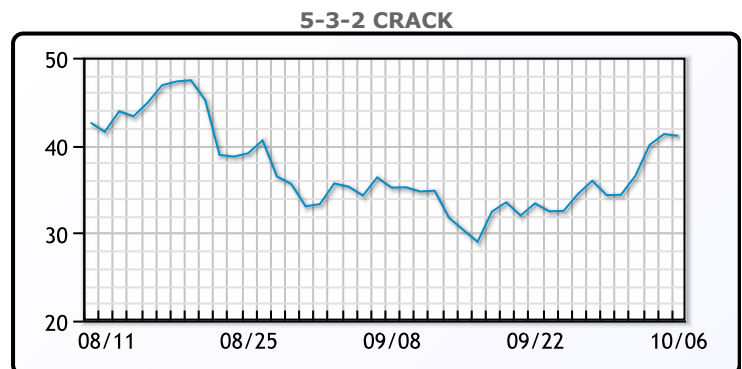
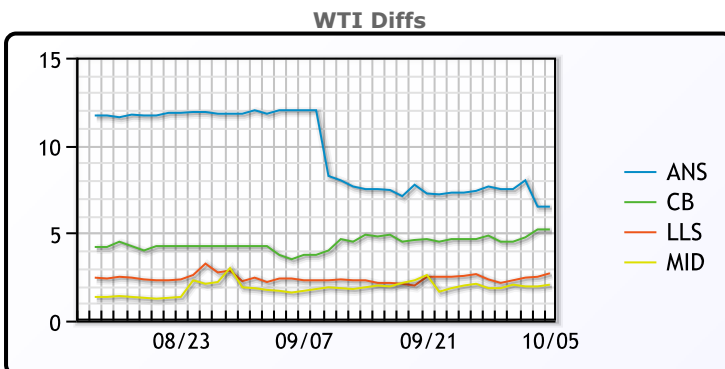
Market Commentary
 Oil prices rose today to five week highs as OPEC+ agreed to cut production by 2MM/bpd, its deepest cuts since the onset of Covid-19. Despite a tight physical market and opposition from the west the group opted for a large production cut - although the real affects are less meaningful since many member countries have struggled to meet their production quotas. The brunt of these cuts are going to have to be shouldered by Saudi Arabia, Kuwait, and the UAE. Also helping prices was a drop in use crude, gasoline, and distillate inventories - with a surprise 1.4MM/bbl draw in crude stocks. "We're definitely seeing supplies of gasoline and diesel fall pretty dramatically," said Phil Flynn, analyst at Price Futures Group in Chicago. "The mantra we've been seeing in recent weeks is the economy is slowing and oil prices were down because of peak demand, but these numbers seem to be holding up a lot better than people would think. "WTI rose \$1.24 or 1.4% to close at \$87.76. Brent traded up \$1.57 or 1.7% to close at \$93.37

Crude & Product Markets



	Last	Week Ago	Month Ago
ANS	94.26	89.8	98.87
BLS	92.96	87	90.62
LLS	90.46	84.5	89.17
Mid	89.81	84	88.57
WTI	87.76	82.15	86.87

	Last	Week Ago	Month Ago
Gulf RBOB	270.35	250.92	241.24
Gulf ULSD	369.77	336.47	353.55
NYH RBOB	280.35	258.79	261.86
NYH ULSD	391.69	346.44	361.55
USGC 3%	61.13	59.13	74.38



3-2-1 Crack



Gulf 3-2-1 Crack



NGLs

MB

	Last	Week Ago	Month Ago
Butane	101.5	96.13	109.5
IsoButane	118	123.38	135.5
Natural Gasoline	170.5	160.75	159
Propane	91.25	87.88	108.25

MB NON

	Last	Week Ago	Month Ago
Butane	102.5	98.13	119.5
IsoButane	118	123.38	135.5
Natural Gasoline	170	160	158.5
Propane	91.38	88.13	108.63

CONWAY

	Last	Week Ago	Month Ago
Butane	102.75	97	117.25
IsoButane	138	147	152
Natural Gasoline	165	159	163.25
Propane	92.25	87.5	108.63

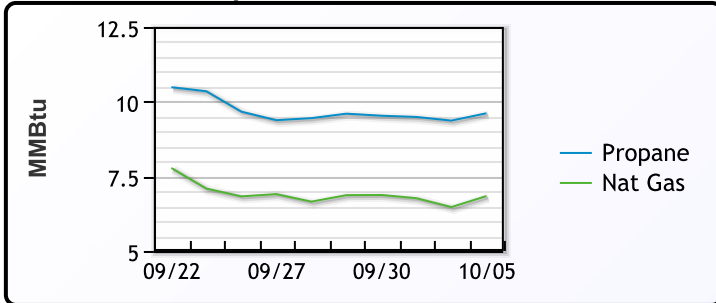
EDMONTON

	Last	Week Ago	Month Ago
Propane	77.25	75.5	94.63

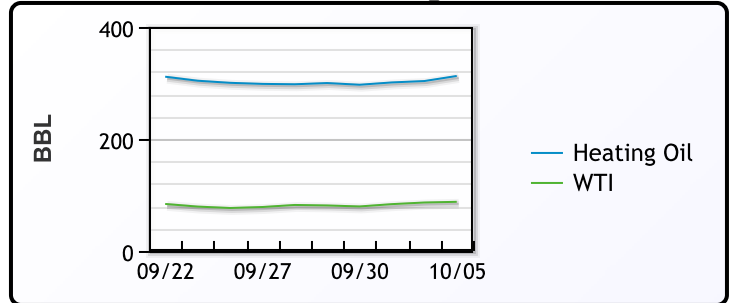
SARNIA

	Last	Week Ago	Month Ago
Propane	114.75	113.25	134

Propane MT.B Tet vs Nat Gas



WTI vs Heating Oil



FX

	Last	Change
CAD	1.3594	-0.0025
DXY	110.923	-0.285
Gold	1720.73	4.47

RATES

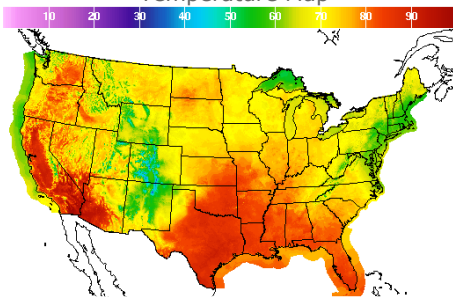
	Last	Change
US 2yr	4.146	-0.0021
US 10yr	3.7448	-0.008
CAN 10yr	3.281	0.158

EQUITIES

	Last	Change
Nasdaq	11148.64	-27.77
TSX	1162.559	-8.615
S&P 500	3783.28	-7.65

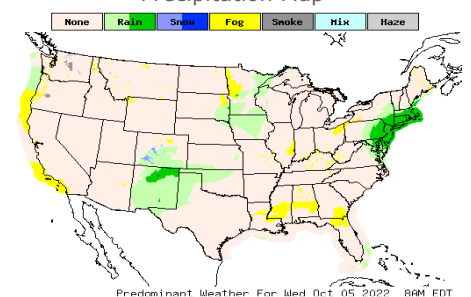
Weather Data

Temperature Map



City	HIGH °F	LOW °F
Calgary	63	46
Conway	72	44
Cushing	87	61
Denver	66	53
Houston	87	68
Mont Belvieu	84	63
Sarnia	74	52
Williston	69	55

Precipitation Map



This report has been prepared by PFL Petroleum Limited personnel for your information only and the views expressed are intended to provide market commentary and are not recommendations. This report is not an offer to sell or a solicitation of any offer to buy any security. The information contained herein has been compiled by PFL from sources believed to be reliable, but no representation or warranty, express or implied, is made by PFL Petroleum Limited, its affiliates or any other person as to its accuracy, completeness or correctness. Copyright 2017 PFL Petroleum Limited. All Rights Reserved