



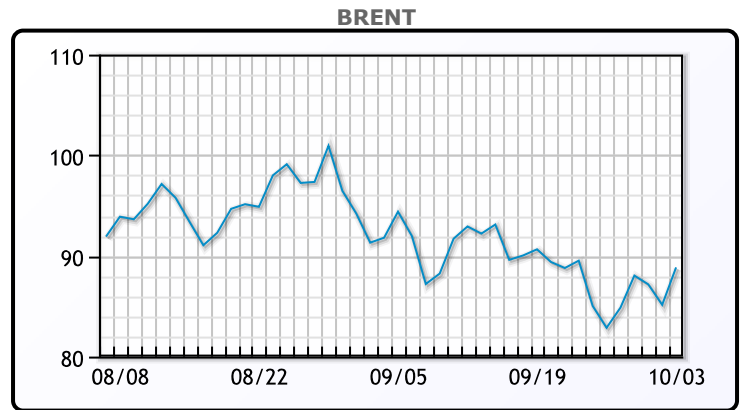
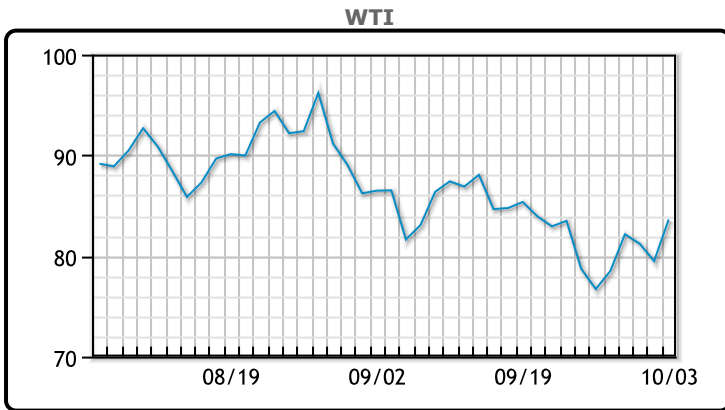
# MARKET DAILY

<https://www.pflpetroleum.com>  
 1865 Veterans Park Dr. Suite 303  
 Naples, Florida 34109  
 Phone: 239-390-2885  
 Fax: 239-949-0611  
 Oct 4, 2022 7:53 PM

Major Energy Futures		
	Settle	Change
Brent	91.8	2.94
Gas Oil	1103.25	38
Natural Gas	6.837	0.367
RBOB	268.3	17.01
ULSD	353.58	16.67
WTI	86.52	2.89

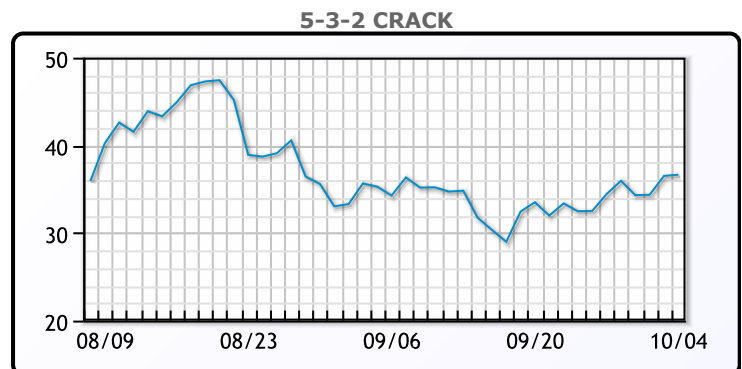
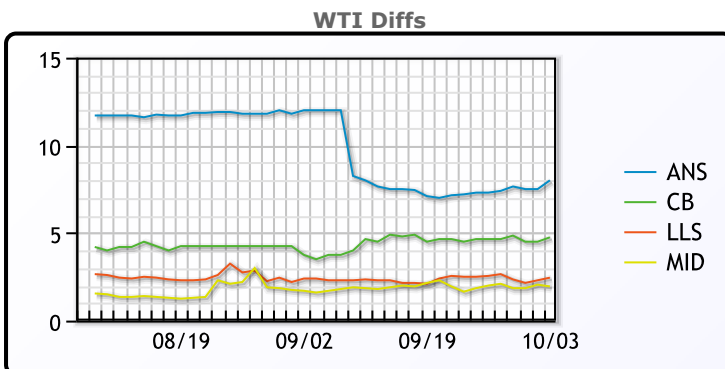
**Market Commentary**  
 Oil prices rose again today buoyed by a weaker dollar and OPEC+ potential cuts. OPEC and allies look set to cut production after an almost 40% drop in prices since June. "We expect a substantial cut to be made, which will not only help to tighten the physical fundamentals but sends an important signal to the market," Fitch Solutions said in a note. Also boosting oil prices, the U.S. dollar was headed for a fifth daily loss as investors speculated that the U.S. Federal Reserve might slow its interest rate hikes. "There's no doubt that there's underlying support from a weak dollar and the potential for a Fed pivot," said Bob Yawger, director of energy futures at Mizuho in New York. The Fed's potentially easing its rate hikes would relieve some worries of a U.S. economic recession that could dampen crude demand. WTI traded up \$2.89 or 3.5% to close at \$86.52. Brent traded up \$2.94 or 3.3% to close at \$91.80.

## Crude & Product Markets



CRUDE			
	Last	Week Ago	Month Ago
ANS	93.02	85.9	98.87
BLS	91.72	83.15	90.62
LLS	89.02	81.15	89.17
Mid	88.47	80.6	88.57
WTI	86.52	78.5	86.87

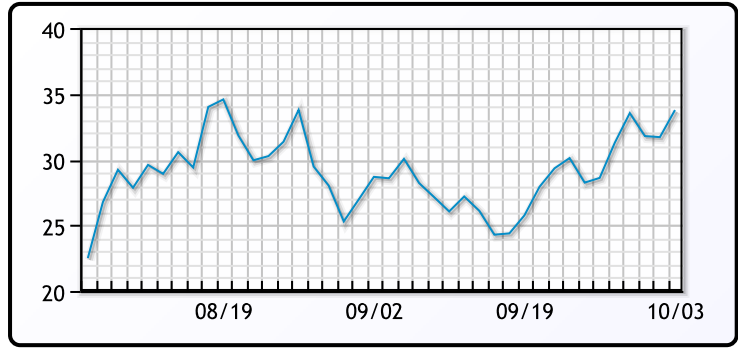
PRODUCTS			
	Last	Week Ago	Month Ago
Gulf RBOB	276.43	244.4	241.24
Gulf ULSD	358.83	315.79	353.55
NYH RBOB	283.55	250.69	261.86
NYH ULSD	375.58	327.87	361.55
USGC 3%	58.63	57.88	74.38



**3-2-1 Crack**



**Gulf 3-2-1 Crack**



**NGLs**

**MB**

	Last	Week Ago	Month Ago
Butane	100.75	94.5	109.5
IsoButane	113.75	126	135.5
Natural Gasoline	165.75	153	159
Propane	88	86.5	108.25

**CONWAY**

	Last	Week Ago	Month Ago
Butane	102	92	117.25
IsoButane	137	145	152
Natural Gasoline	167	154	163.25
Propane	88.5	87.75	108.63

**MB NON**

	Last	Week Ago	Month Ago
Butane	101.75	96.75	119.5
IsoButane	113.75	126	135.5
Natural Gasoline	166	152.25	158.5
Propane	88.25	86.75	108.63

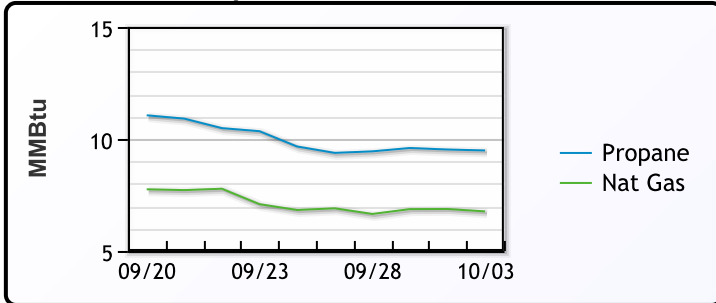
**EDMONTON**

	Last	Week Ago	Month Ago
Propane	74.5	75.75	94.63

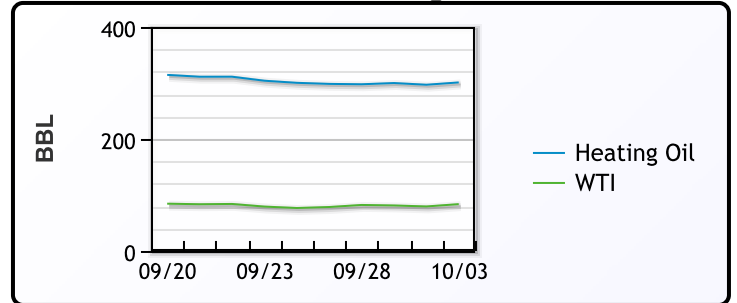
**SARNIA**

	Last	Week Ago	Month Ago
Propane	114.75	112	134

**Propane MT.B Tet vs Nat Gas**



**WTI vs Heating Oil**



**FX**

	Last	Change
CAD	1.3507	-0.0006
DXY	110.065	-1.68
Gold	1725.43	-0.7

**RATES**

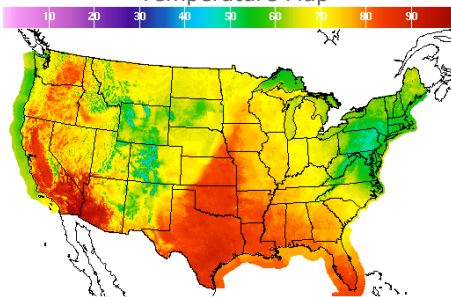
	Last	Change
US 2yr	4.0926	-0.0208
US 10yr	3.6329	-0.0058
CAN 10yr	3.123	-0.011

**EQUITIES**

	Last	Change
Nasdaq	11176.41	360.98
TSX	1171.174	28.949
S&P 500	3790.93	112.5

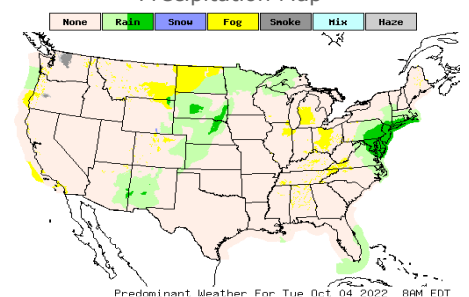
**Weather Data**

**Temperature Map**



City	HIGH °F	LOW °F
Calgary	73	52
Conway	69	54
Cushing	86	58
Denver	67	54
Houston	84	69
Mont Belvieu	82	64
Sarnia	65	45
Williston	69	52

**Precipitation Map**



This report has been prepared by PFL Petroleum Limited personnel for your information only and the views expressed are intended to provide market commentary and are not recommendations. This report is not an offer to sell or a solicitation of any offer to buy any security. The information contained herein has been compiled by PFL from sources believed to be reliable, but no representation or warranty, express or implied, is made by PFL Petroleum Limited, its affiliates or any other person as to its accuracy, completeness or correctness. Copyright 2017 PFL Petroleum Limited. All Rights Reserved