



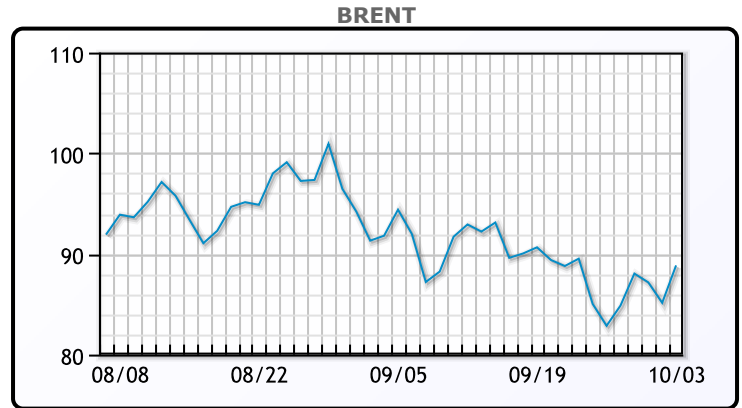
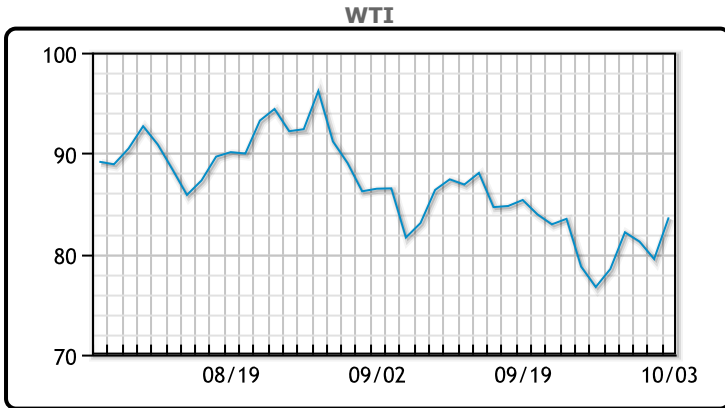
# MARKET DAILY

<https://www.pflpetroleum.com>  
 1865 Veterans Park Dr. Suite 303  
 Naples, Florida 34109  
 Phone: 239-390-2885  
 Fax: 239-949-0611  
 Oct 3, 2022 7:22 PM

Major Energy Futures		
	Settle	Change
Brent	88.86	3.72
Gas Oil	1031.25	-18.5
Natural Gas	6.47	-0.296
RBOB	251.29	14.31
ULSD	336.91	14.75
WTI	83.63	4.14

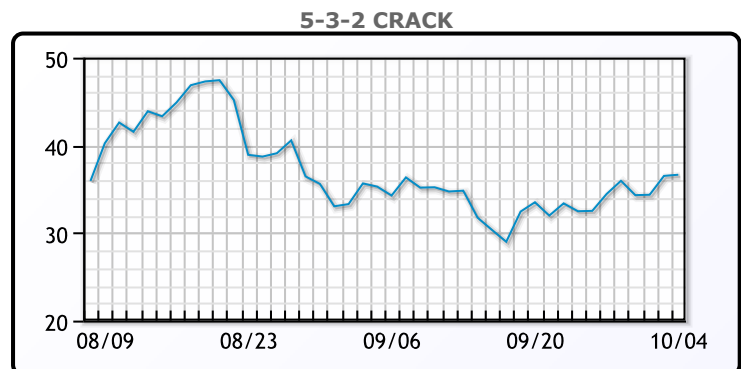
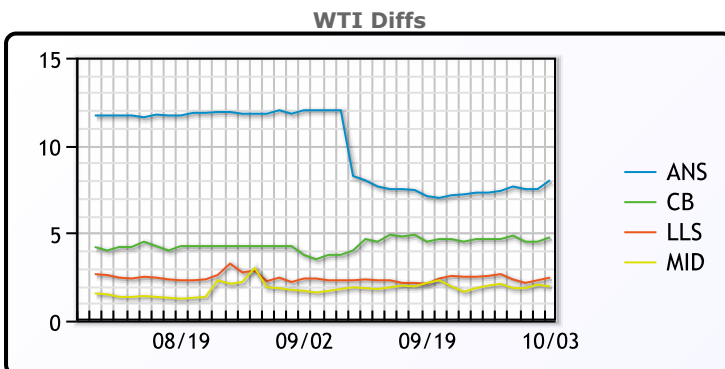
**Market Commentary**  
 Oil prices rallied today, buoyed by the prospect of OPEC+ considering reducing output further. Oil prices have been declining for four straight months since June and reports are that OPEC+ is considering cutting output by 1MM/bpd. "After a year of tolerating extremely high prices, missed targets and severely tight markets, the (OPEC+) alliance seemingly has no hesitation when it comes to acting rapidly to support prices amid a deterioration in the economic outlook," Oanda market analyst Craig Erlam said. WTI traded up \$4.14 or 5.2% to close at \$83.63. Brent traded up \$3.72 or 4.4% to close at \$88.86

## Crude & Product Markets



CRUDE			
	Last	Week Ago	Month Ago
ANS	91.63	84.01	98.87
BLS	88.38	81.36	90.62
LLS	86.08	79.26	89.17
Mid	85.58	78.71	88.57
WTI	83.63	76.71	86.87

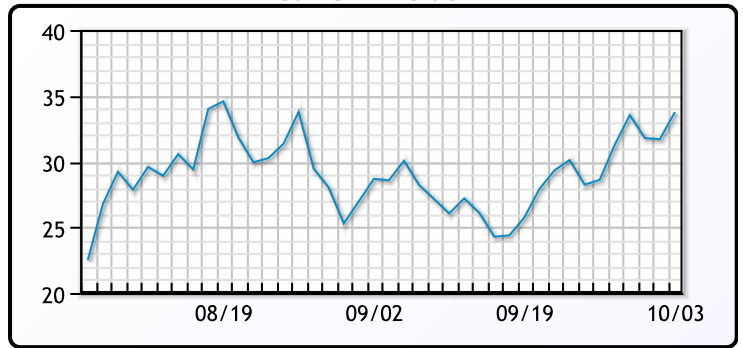
PRODUCTS			
	Last	Week Ago	Month Ago
Gulf RBOB	261.29	234.38	241.24
Gulf ULSD	349.16	303.51	353.55
NYH RBOB	264.79	240.17	261.86
NYH ULSD	354.41	314.41	361.55
USGC 3%	56.88	55.88	74.38



3-2-1 Crack



Gulf 3-2-1 Crack



NGLs

MB

	Last	Week Ago	Month Ago
Butane	99.5	91.75	109.5
IsoButane	109.25	129.75	135.5
Natural Gasoline	161.5	147.75	159
Propane	85.75	85.88	108.25

CONWAY

	Last	Week Ago	Month Ago
Butane	99.25	91.5	117.25
IsoButane	137	136.5	152
Natural Gasoline	162	149	163.25
Propane	86.5	87.25	108.63

MB NON

	Last	Week Ago	Month Ago
Butane	99.5	94.75	119.5
IsoButane	109.25	129.75	135.5
Natural Gasoline	161.5	147	158.5
Propane	86.13	87.75	108.63

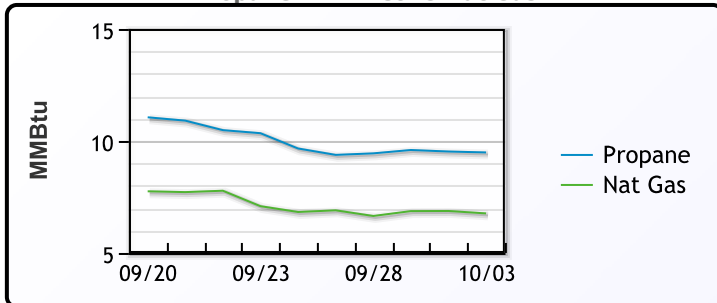
EDMONTON

	Last	Week Ago	Month Ago
Propane	72.5	65.25	94.63

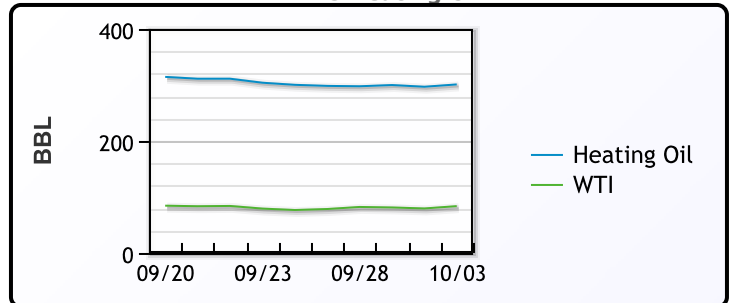
SARNIA

	Last	Week Ago	Month Ago
Propane	114.75	121.25	134

Propane MT.B Tet vs Nat Gas



WTI vs Heating Oil



FX

	Last	Change
CAD	1.3623	-0.0001
DXY	111.745	-0.372
Gold	1701.61	1.72

RATES

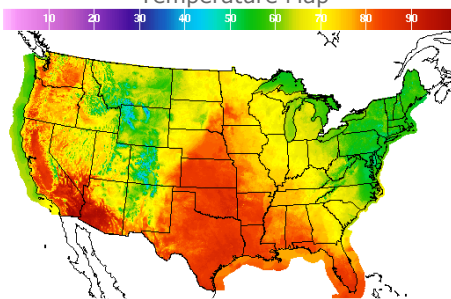
	Last	Change
US 2yr	4.1134	-0.1653
US 10yr	3.6387	-0.1899
CAN 10yr	3.134	-0.039

EQUITIES

	Last	Change
Nasdaq	10815.43	239.81
TSX	1142.225	25.127
S&P 500	3678.43	92.81

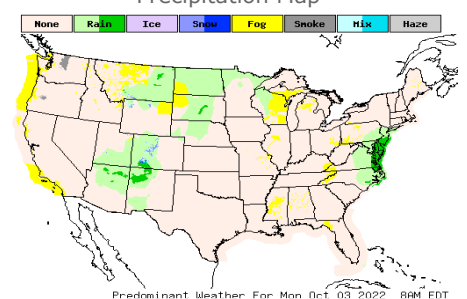
Weather Data

Temperature Map



City	HIGH °F	LOW °F
Calgary	74	48
Conway	73	59
Cushing	86	56
Denver	71	58
Houston	86	67
Mont Belvieu	84	61
Sarnia	58	42
Williston	66	54

Precipitation Map



This report has been prepared by PFL Petroleum Limited personnel for your information only and the views expressed are intended to provide market commentary and are not recommendations. This report is not an offer to sell or a solicitation of any offer to buy any security. The information contained herein has been compiled by PFL from sources believed to be reliable, but no representation or warranty, express or implied, is made by PFL Petroleum Limited, its affiliates or any other person as to its accuracy, completeness or correctness. Copyright 2017 PFL Petroleum Limited. All Rights Reserved