



MARKET DAILY

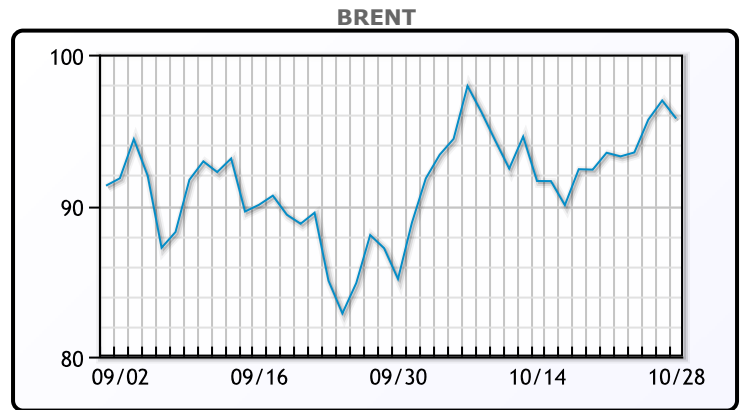
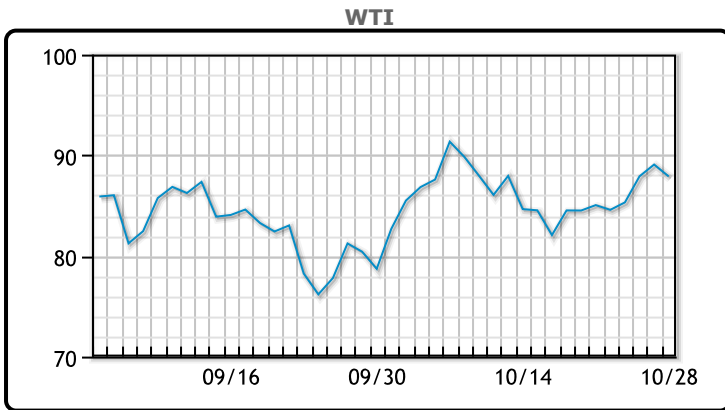
<https://www.pflpetroleum.com>
 1865 Veterans Park Dr. Suite 303
 Naples, Florida 34109
 Phone: 239-390-2885
 Fax: 239-949-0611
 Oct 31, 2022 8:22 PM

Major Energy Futures		
	Settle	Change
Brent	94.83	-0.94
Gas Oil	1133.5	5.25
Natural Gas	5.684	-0.244
RBOB	290.66	11.22
ULSD	454.98	21.38
WTI	86.53	-1.37

Market Commentary

Oil prices fell on Monday on expectations that U.S. production could rise and as weaker economic data out of China and the country's widening COVID-19 curbs weighed on demand. "The purchasing managers' index (PMI) data contracting adds to the post-China congress party blues for oil markets. It is not difficult to draw a straight line from weaker PMIs to China's COVID-zero policy," said Stephen Innes, managing partner of SPI Asset Management. Both benchmarks notched their first monthly gains since May as of today's close. WTI traded down \$1.37 or -1.6% to close at \$86.53. Brent traded down \$.94 or -0.98% to close at \$94.83.

Crude & Product Markets

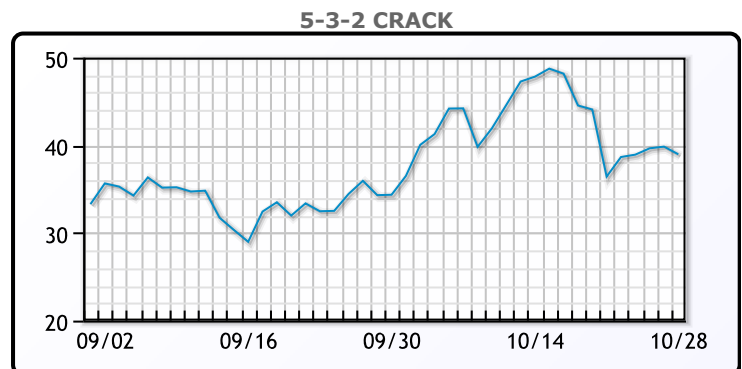
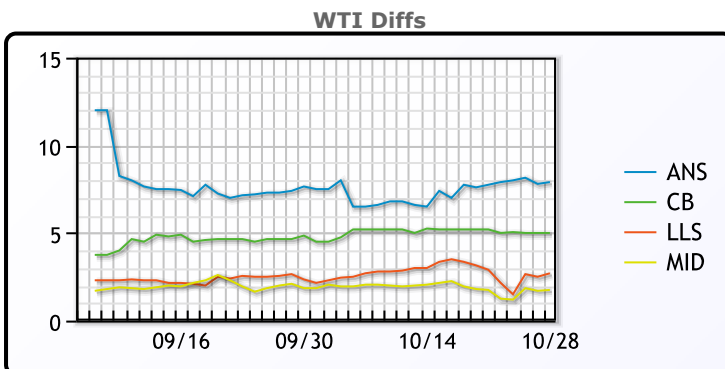


CRUDE

	Last	Week Ago	Month Ago
ANS	95.8	94.4	89.8
BLS	92.9	91.85	87
LLS	90.6	89.55	84.5
Mid	89.65	88.4	84
WTI	87.9	86.65	82.15

PRODUCTS

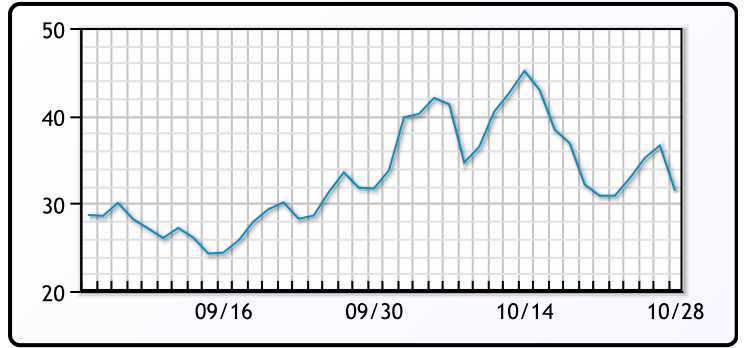
	Last	Week Ago	Month Ago
Gulf RBOB	248.29	248.32	250.92
Gulf ULSD	371.05	364.48	336.47
NYH RBOB	309.66	277.95	258.79
NYH ULSD	484.98	422.23	346.44
USGC 3%	56.88	55.63	59.13



3-2-1 Crack



Gulf 3-2-1 Crack



NGLs

MB

	Last	Week Ago	Month Ago
Butane	97.25	93.75	96.13
IsoButane	106.88	101.75	123.38
Natural Gasoline	163.75	161	160.75
Propane	88.13	83.63	87.88

CONWAY

	Last	Week Ago	Month Ago
Butane	102.5	96.75	97
IsoButane	131	119.5	147
Natural Gasoline	166.5	165	159
Propane	88.25	85.25	87.5

MB NON

	Last	Week Ago	Month Ago
Butane	100.25	95.75	98.13
IsoButane	106.88	101.75	123.38
Natural Gasoline	163.5	160.5	160
Propane	87.63	83.25	88.13

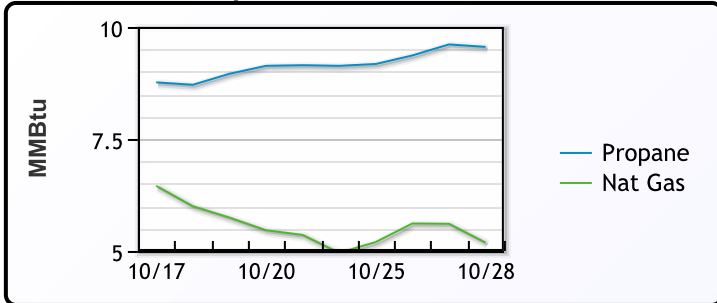
EDMONTON

	Last	Week Ago	Month Ago
Propane	74.25	70.75	75.5

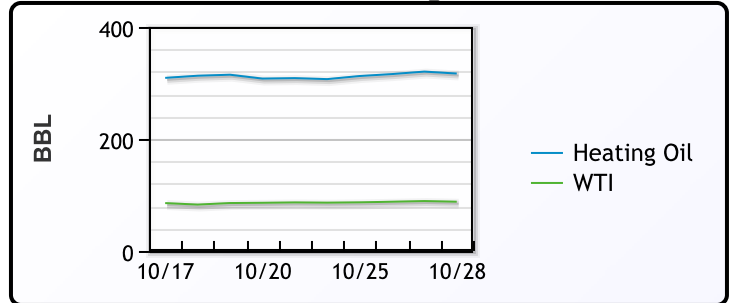
SARNIA

	Last	Week Ago	Month Ago
Propane	116	112	113.25

Propane MT.B Tet vs Nat Gas



WTI vs Heating Oil



FX

	Last	Change
CAD	1.3596	0.0031
DXY	110.752	0.165
Gold	1644.86	-18.45

RATES

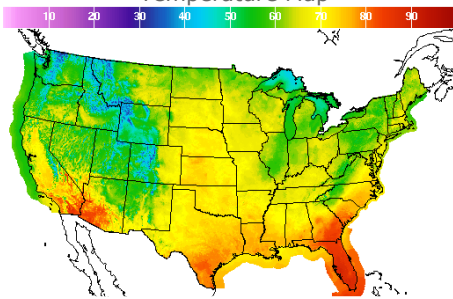
	Last	Change
US 2yr	4.4142	0.1401
US 10yr	4.0123	0.0936
CAN 10yr	3.235	0.041

EQUITIES

	Last	Change
Nasdaq	11102.45	309.78
TSX	1179.832	7.763
S&P 500	3901.06	93.76

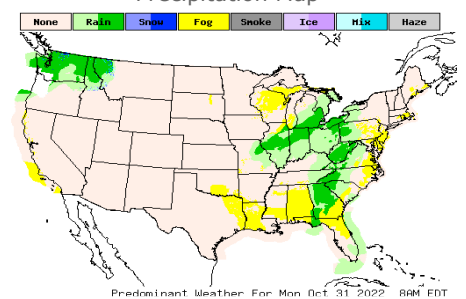
Weather Data

Temperature Map



City	HIGH °F	LOW °F
Calgary	43	33
Conway	58	44
Cushing	70	50
Denver	62	44
Houston	77	63
Mont Belvieu	75	60
Sarnia	58	50
Williston	58	44

Precipitation Map



This report has been prepared by PFL Petroleum Limited personnel for your information only and the views expressed are intended to provide market commentary and are not recommendations. This report is not an offer to sell or a solicitation of any offer to buy any security. The information contained herein has been compiled by PFL from sources believed to be reliable, but no representation or warranty, express or implied, is made by PFL Petroleum Limited, its affiliates or any other person as to its accuracy, completeness or correctness. Copyright 2017 PFL Petroleum Limited. All Rights Reserved