



MARKET DAILY

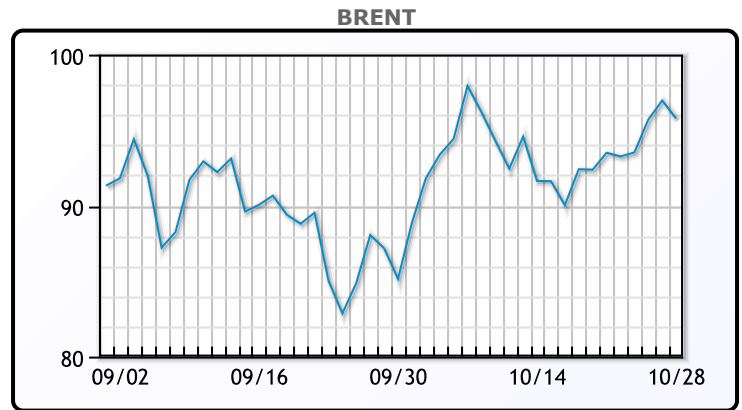
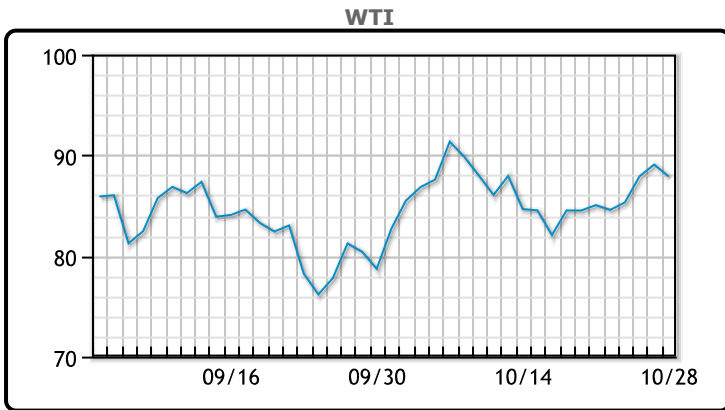
<https://www.pflpetroleum.com>
 1865 Veterans Park Dr. Suite 303
 Naples, Florida 34109
 Phone: 239-390-2885
 Fax: 239-949-0611
 Oct 28, 2012 8:57 PM

Major Energy Futures		
	Settle	Change
Brent	95.77	-1.19
Gas Oil	1133.5	5.25
Natural Gas	5.684	-0.244
RBOB	290.66	11.22
ULSD	454.98	21.38
WTI	87.9	-1.18

Market Commentary

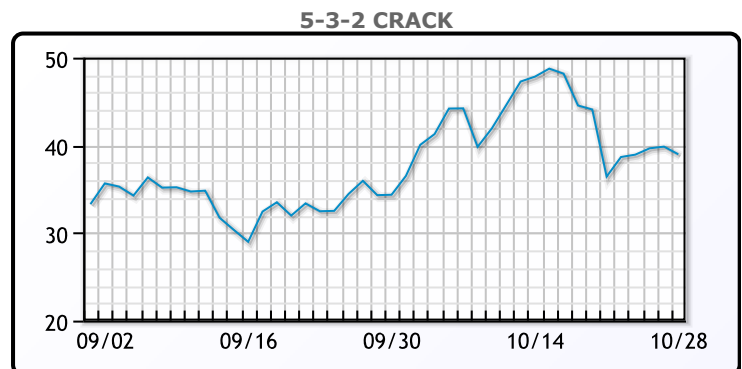
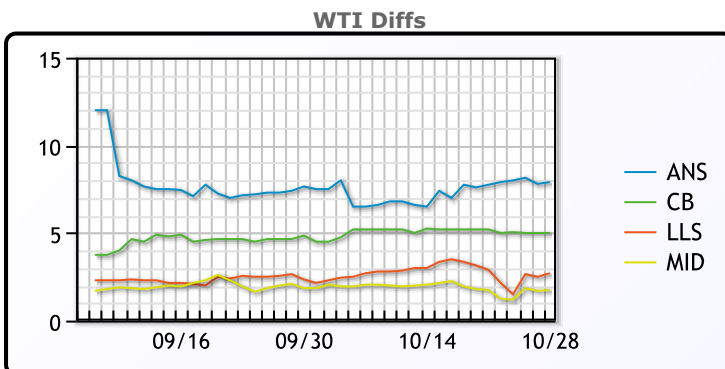
Oil prices were down slightly today after a strong few sessions as China again ramped up Covid-19 protocols. Despite some better energy numbers coming out of China it is hard to be too bullish as an energy investor given the uncertainties of their Covid policies. WTI was still up about 3% for the week and Brent about 2%. Diesel prices continue to rally with Diesel futures up about 5% today to their highest level since mid-June. "Diesel (was) still (the) strongest component of complex (with) shorts being squeezed out of the November contract ahead of Monday expiry," analysts at energy consulting firm Ritterbusch and Associates said. WTI traded down \$1.18 or -1.3% to close at \$87.90. Brent traded down \$1.19 or -1.2% to close at \$95.77.

Crude & Product Markets



CRUDE			
	Last	Week Ago	Month Ago
ANS	95.8	94.4	89.8
BLS	92.9	91.85	87
LLS	90.6	89.55	84.5
Mid	89.65	88.4	84
WTI	87.9	86.65	82.15

PRODUCTS			
	Last	Week Ago	Month Ago
Gulf RBOB	248.29	248.32	250.92
Gulf ULSD	371.05	364.48	336.47
NYH RBOB	309.66	277.95	258.79
NYH ULSD	484.98	422.23	346.44
USGC 3%	56.88	55.63	59.13



3-2-1 Crack



Gulf 3-2-1 Crack



NGLs

MB

	Last	Week Ago	Month Ago
Butane	97.25	93.75	96.13
IsoButane	106.88	101.75	123.38
Natural Gasoline	163.75	161	160.75
Propane	88.13	83.63	87.88

CONWAY

	Last	Week Ago	Month Ago
Butane	102.5	96.75	97
IsoButane	131	119.5	147
Natural Gasoline	166.5	165	159
Propane	88.25	85.25	87.5

MB NON

	Last	Week Ago	Month Ago
Butane	100.25	95.75	98.13
IsoButane	106.88	101.75	123.38
Natural Gasoline	163.5	160.5	160
Propane	87.63	83.25	88.13

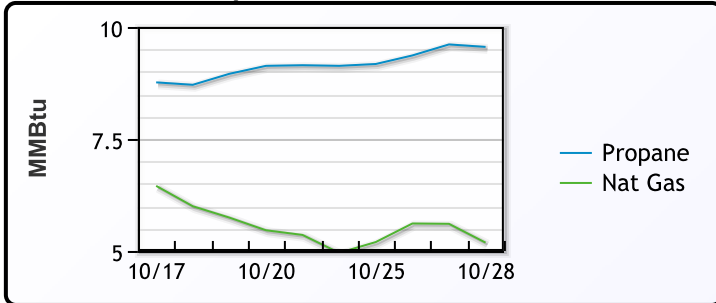
EDMONTON

	Last	Week Ago	Month Ago
Propane	74.25	70.75	75.5

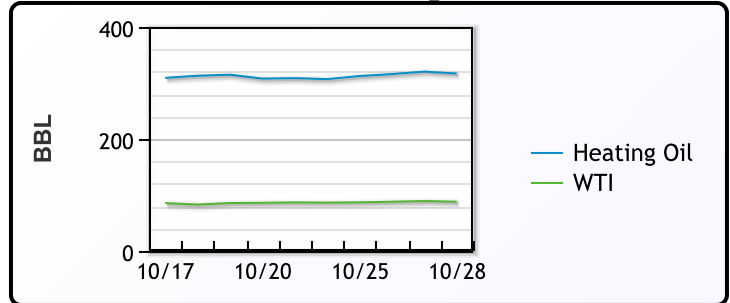
SARNIA

	Last	Week Ago	Month Ago
Propane	116	112	113.25

Propane MT.B Tet vs Nat Gas



WTI vs Heating Oil



FX

	Last	Change
CAD	1.3596	0.0031
DXY	110.752	0.165
Gold	1644.86	-18.45

RATES

	Last	Change
US 2yr	4.4142	0.1401
US 10yr	4.0123	0.0936
CAN 10yr	3.235	0.041

EQUITIES

	Last	Change
Nasdaq	11102.45	309.78
TSX	1179.832	7.763
S&P 500	3901.06	93.76

Weather Data

Temperature Map

The resource of this report item is not reachable.

City	HIGH °F	LOW °F
Calgary	51	34
Conway	61	43
Cushing	63	51
Denver	57	38
Houston	68	63
Mont Belvieu	67	62
Sarnia	56	39
Williston	60	38

Precipitation Map

The resource of this report item is not reachable.