



MARKET DAILY

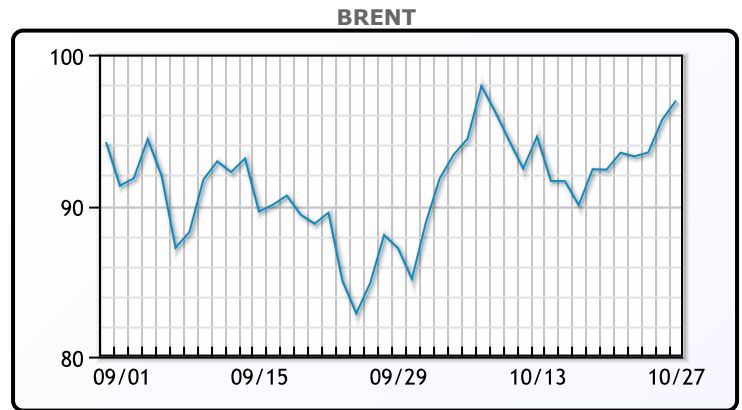
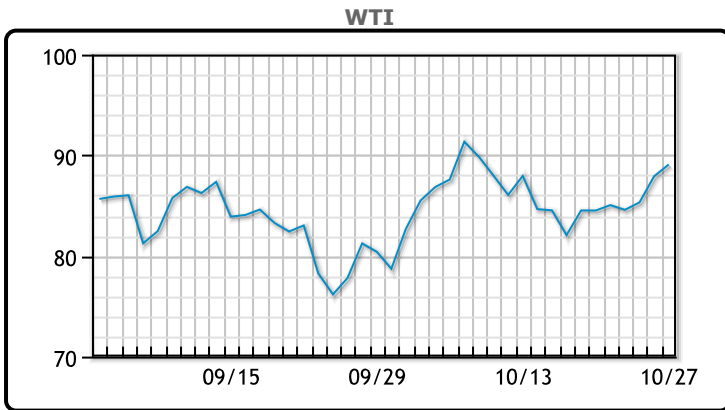
<https://www.pflpetroleum.com>
 1865 Veterans Park Dr. Suite 303
 Naples, Florida 34109
 Phone: 239-390-2885
 Fax: 239-949-0611
 Oct 27, 2022 7:16 PM

Major Energy Futures		
	Settle	Change
Brent	96.96	1.27
Gas Oil	1110.5	33
Natural Gas	5.875	-0.244
RBOB	301.16	11.22
ULSD	433.39	21.38
WTI	89.08	1.17

Market Commentary

Oil prices rose today, extending yesterday's rally on large US crude exports and bullish economic sentiment. Analysts are beginning to speculate that central banks are nearing the end of rate hikes. "Crude prices are rallying after the U.S. economy bounced back last quarter," said Edward Moya, senior market analyst at OANDA, referring to strong corporate earnings reports in the latest quarter, though he added oil's gains were capped by the view that an economic slowdown remains. The dollar touched one month lows earlier today but traded up later in the session. WTI traded up \$1.17 or 1.3% to close at \$89.08. Brent traded up \$1.27 or 1.3% to close at \$96.96.

Crude & Product Markets

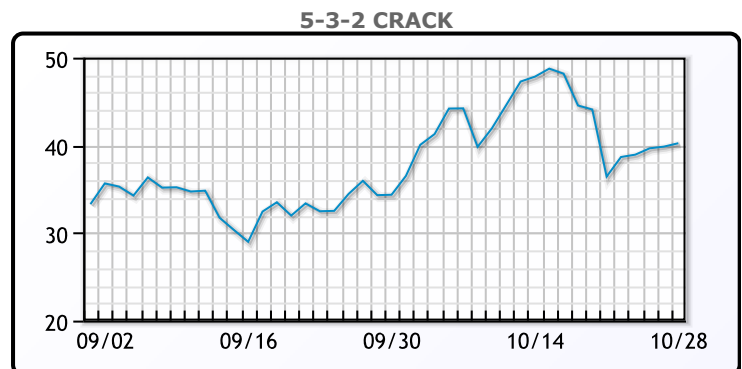
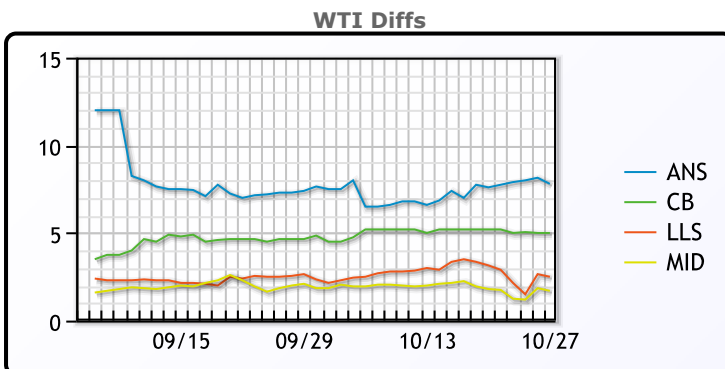


CRUDE

	Last	Week Ago	Month Ago
ANS	96.88	93.58	85.9
BLS	94.08	91.18	83.15
LLS	91.58	89.13	81.15
Mid	90.78	87.78	80.6
WTI	89.08	85.98	78.5

PRODUCTS

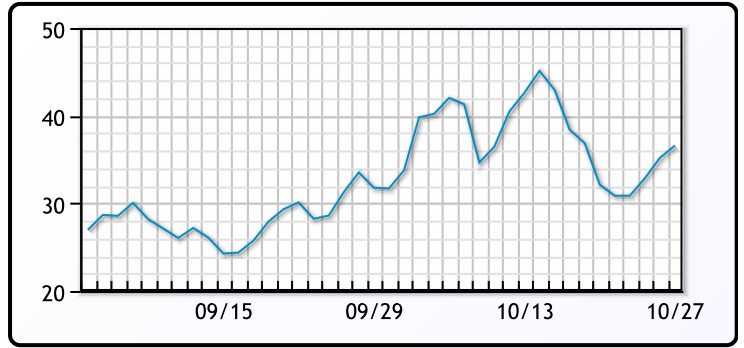
	Last	Week Ago	Month Ago
Gulf RBOB	262.15	248.28	244.4
Gulf ULSD	371.92	350.43	315.79
NYH RBOB	326.16	273.78	250.69
NYH ULSD	458.89	415.68	327.87
USGC 3%	57.13	55.63	57.88



3-2-1 Crack



Gulf 3-2-1 Crack



NGLs

MB

	Last	Week Ago	Month Ago
Butane	97.13	94.25	94.5
IsoButane	106.38	100.25	126
Natural Gasoline	166.5	161.5	153
Propane	87.5	83.75	86.5

CONWAY

	Last	Week Ago	Month Ago
Butane	101.63	97.75	92
IsoButane	124	118	145
Natural Gasoline	169.25	163.5	154
Propane	86.88	85.25	87.75

MB NON

	Last	Week Ago	Month Ago
Butane	100.38	96.25	96.75
IsoButane	106.38	100.25	126
Natural Gasoline	166.25	161	152.25
Propane	87.5	83.38	86.75

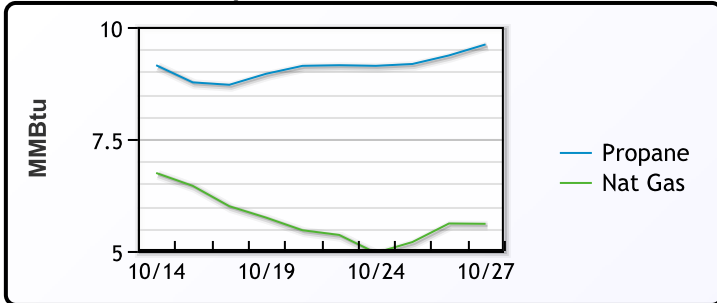
EDMONTON

	Last	Week Ago	Month Ago
Propane	71.88	71.25	75.75

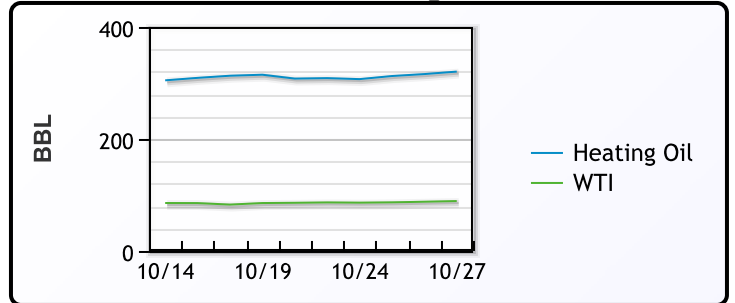
SARNIA

	Last	Week Ago	Month Ago
Propane	116	112	112

Propane MT.B Tet vs Nat Gas



WTI vs Heating Oil



FX

	Last	Change
CAD	1.3557	-0.0008
DXY	110.587	0.887
Gold	1662.64	-0.67

RATES

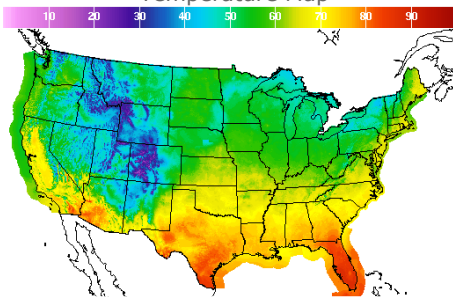
	Last	Change
US 2yr	4.2741	-0.1298
US 10yr	3.9187	-0.0841
CAN 10yr	3.194	-0.083

EQUITIES

	Last	Change
Nasdaq	10792.67	-178.32
TSX	1172.069	6.069
S&P 500	3807.3	-23.3

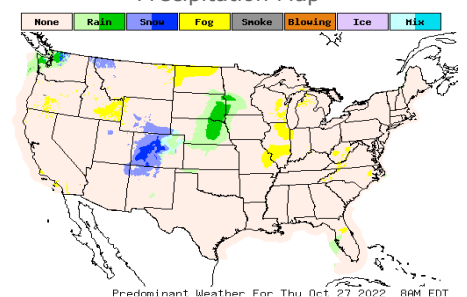
Weather Data

Temperature Map



City	HIGH °F	LOW °F
Calgary	52	31
Conway	56	33
Cushing	66	48
Denver	48	35
Houston	76	59
Mont Belvieu	74	54
Sarnia	47	37
Williston	50	35

Precipitation Map



This report has been prepared by PFL Petroleum Limited personnel for your information only and the views expressed are intended to provide market commentary and are not recommendations. This report is not an offer to sell or a solicitation of any offer to buy any security. The information contained herein has been compiled by PFL from sources believed to be reliable, but no representation or warranty, express or implied, is made by PFL Petroleum Limited, its affiliates or any other person as to its accuracy, completeness or correctness. Copyright 2017 PFL Petroleum Limited. All Rights Reserved