



# MARKET DAILY

<https://www.pflpetroleum.com>  
 1865 Veterans Park Dr. Suite 303  
 Naples, Florida 34109  
 Phone: 239-390-2885  
 Fax: 239-949-0611  
 Oct 26, 2022 7:25 PM

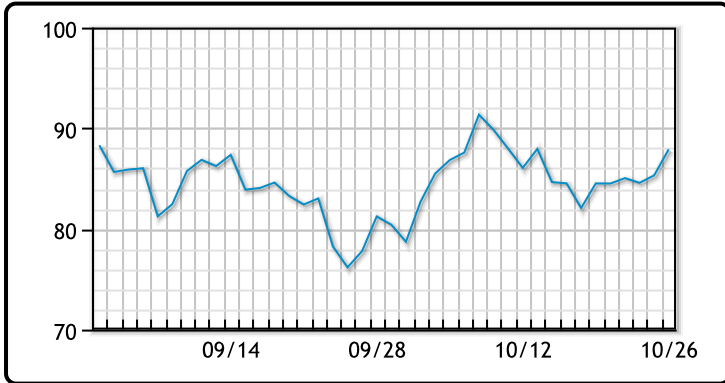
Major Energy Futures		
	Settle	Change
Brent	95.69	2.17
Gas Oil	1105.25	-10
Natural Gas	5.606	-0.007
RBOB	289.94	-1.66
ULSD	412.01	15.29
WTI	87.91	2.59

## Market Commentary

Oil prices were higher again today buoyed by a weakening USD and strong crude exports. "Across the board this is a dollar-denominated move, and if you try to read outside out of that, it's foolish," said Eli Tesfaye, senior market strategist at RJO Futures. US oil inventories rose 2.6MM/bbls last week, which was lower than a forecasted draw of 4.5MM/bbls. Crude exports rose to the highest level ever at 5.1MM/bbls. The surge was attributed to the widening WTI-Brent spread and the additional oil being released from the strategic petroleum (midterm) reserves. WTI traded up \$2.59 or 3% to close at \$87.91. Brent traded up \$2.17 or 2.3% to close at \$95.69.

## Crude & Product Markets

WTI



BRENT



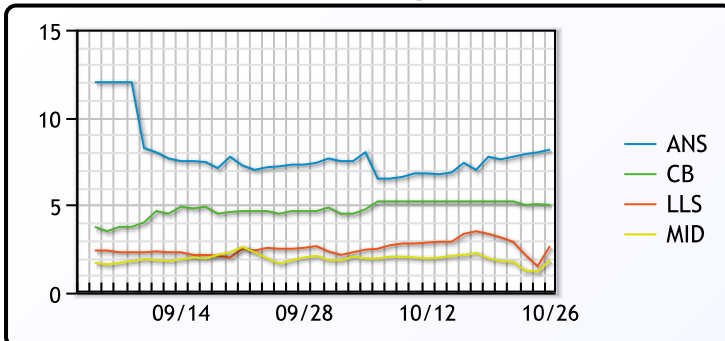
CRUDE

	Last	Week Ago	Month Ago
ANS	96.06	93.3	84.01
BLS	92.91	90.75	81.36
LLS	90.56	88.9	79.26
Mid	89.76	87.5	78.71
WTI	87.91	85.55	76.71

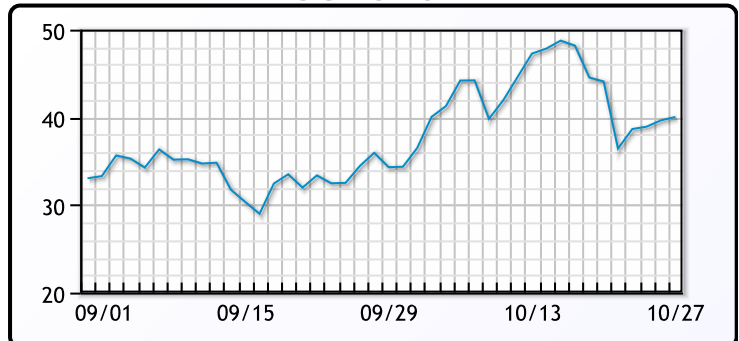
PRODUCTS

	Last	Week Ago	Month Ago
Gulf RBOB	261.26	251.97	234.38
Gulf ULSD	372.16	373.43	303.51
NYH RBOB	315.94	277.97	240.17
NYH ULSD	439.01	445.43	314.41
USGC 3%	56.13	55.38	55.88

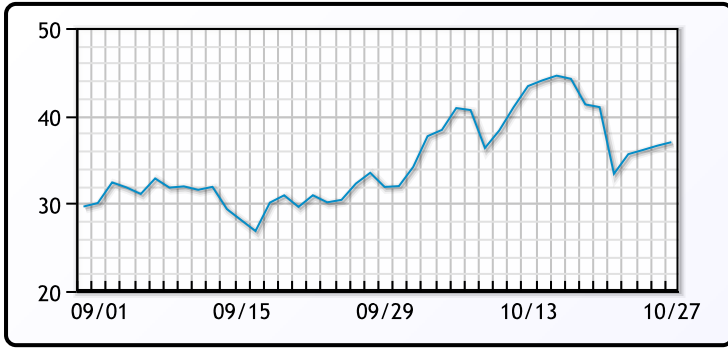
WTI Diffs



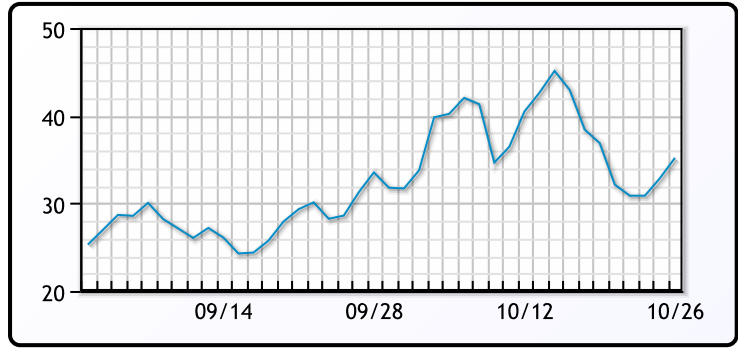
5-3-2 CRACK



3-2-1 Crack



Gulf 3-2-1 Crack



NGLs

MB

	Last	Week Ago	Month Ago
Butane	96.5	95.63	91.75
IsoButane	107	100.5	129.75
Natural Gasoline	163.25	162.5	147.75
Propane	88	83.63	85.88

CONWAY

	Last	Week Ago	Month Ago
Butane	99.5	97.5	91.5
IsoButane	123	113	136.5
Natural Gasoline	167	164.5	149
Propane	88	86	87.25

MB NON

	Last	Week Ago	Month Ago
Butane	99.5	97.13	94.75
IsoButane	107	100.5	129.75
Natural Gasoline	163.25	162	147
Propane	87.63	83.25	87.75

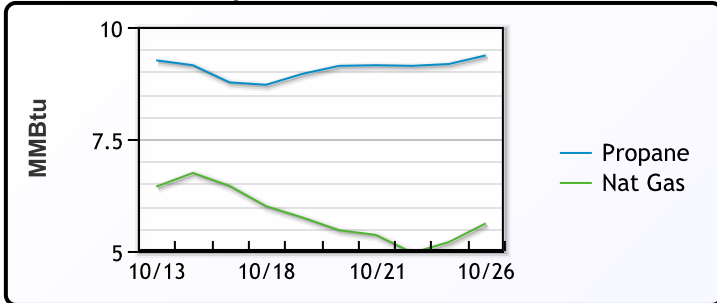
EDMONTON

	Last	Week Ago	Month Ago
Propane	73	72	65.25

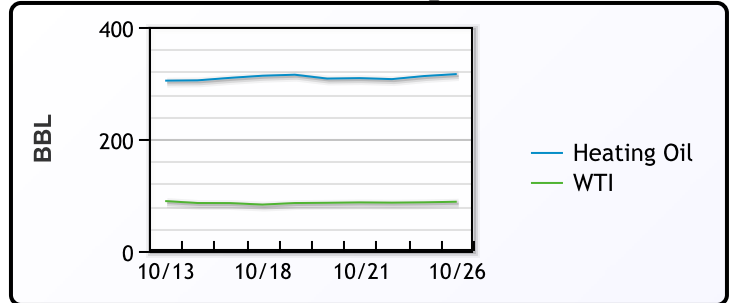
SARNIA

	Last	Week Ago	Month Ago
Propane	112	111.25	121.25

Propane MT.B Tet vs Nat Gas



WTI vs Heating Oil



FX

	Last	Change
CAD	1.3559	0.0006
DXY	109.7	-1.25
Gold	1665.18	0.61

RATES

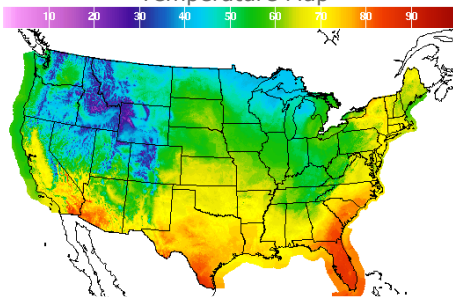
	Last	Change
US 2yr	4.4039	-0.0732
US 10yr	4.0028	-0.0993
CAN 10yr	3.277	-0.207

EQUITIES

	Last	Change
Nasdaq	10970.99	-228.13
TSX	1166	10.223
S&P 500	3830.6	-28.51

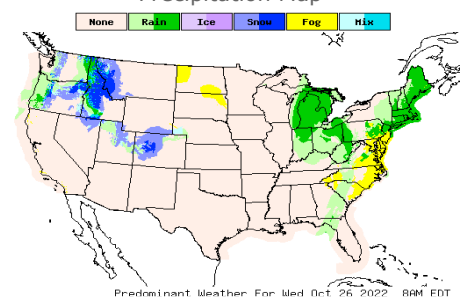
Weather Data

Temperature Map



City	HIGH °F	LOW °F
Calgary	46	27
Conway	42	29
Cushing	66	47
Denver	55	44
Houston	74	58
Mont Belvieu	72	52
Sarnia	63	42
Williston	46	32

Precipitation Map



This report has been prepared by PFL Petroleum Limited personnel for your information only and the views expressed are intended to provide market commentary and are not recommendations. This report is not an offer to sell or a solicitation of any offer to buy any security. The information contained herein has been compiled by PFL from sources believed to be reliable, but no representation or warranty, express or implied, is made by PFL Petroleum Limited, its affiliates or any other person as to its accuracy, completeness or correctness. Copyright 2017 PFL Petroleum Limited. All Rights Reserved