



MARKET DAILY

<https://www.pflpetroleum.com>
 1865 Veterans Park Dr. Suite 303
 Naples, Florida 34109
 Phone: 239-390-2885
 Fax: 239-949-0611
 Oct 25, 2022 6:36 PM

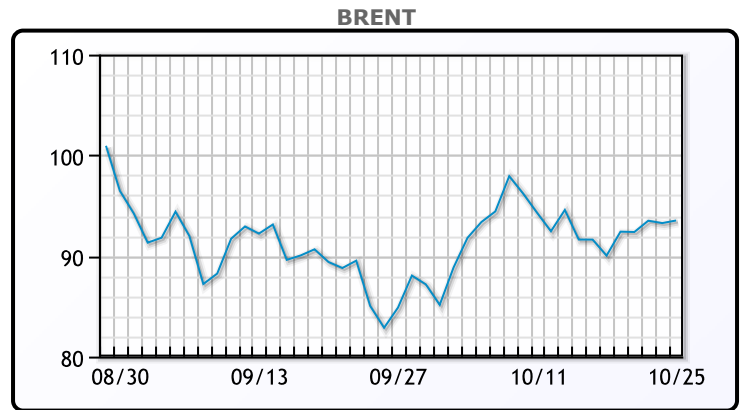
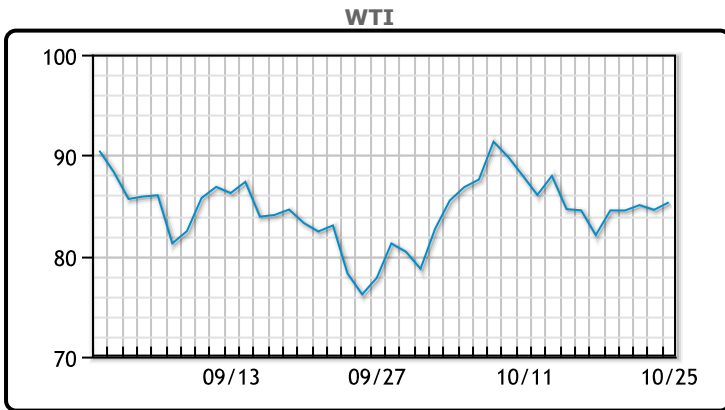
| Major Energy Futures | | |
|----------------------|---------|--------|
| | Settle | Change |
| Brent | 93.52 | 0.26 |
| Gas Oil | 1072.25 | 31.75 |
| Natural Gas | 5.613 | 0.414 |
| RBOB | 291.6 | 18.58 |
| ULSD | 396.72 | 4.71 |
| WTI | 85.32 | 0.74 |

Market Commentary

Oil prices were higher today in another volatile session after initially trading down more than \$1 earlier in the session. Further support came from comments by Saudi Arabia's Energy Minister Prince Abdulaziz bin Salman that emergency reserves were being used as a mechanism to manipulate markets. "It is my duty to make clear that losing emergency stocks may be painful in the months to come,". Meanwhile, tightening markets for LNG worldwide and supply cuts by major oil producers have put the world in the middle of "the first truly global energy crisis," Fatih Birol, the head of the International Energy Agency said.

The comments out of Riyadh and from the IEA are "a reminder that when it comes to the energy crisis, it's far from over," said Phil Flynn, an analyst at Price Futures Group. "There are still concerns the market is undersupplied." WTI was up \$.74 or .87% to close at \$85.32. Brent was up \$.26 or .28% to close at \$93.52.

Crude & Product Markets

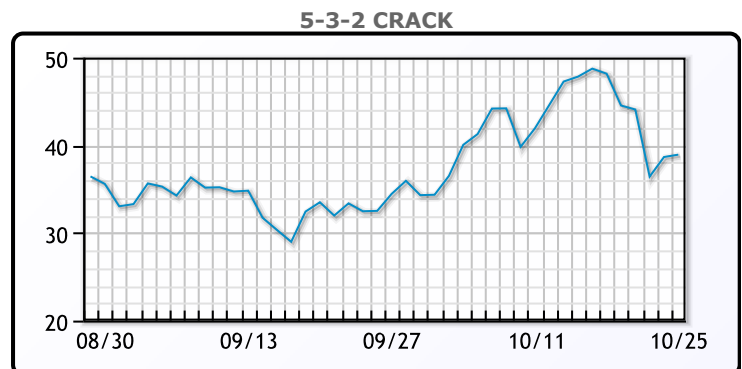
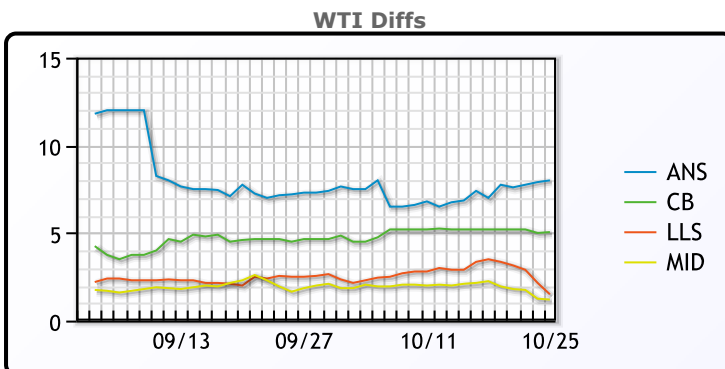


CRUDE

| | Last | Week Ago | Month Ago |
|-----|-------|----------|-----------|
| ANS | 94.82 | 89.82 | 86.54 |
| BLS | 91.87 | 88.02 | 83.89 |
| LLS | 88.32 | 86.32 | 81.74 |
| Mid | 88.02 | 85.07 | 81.09 |
| WTI | 86.82 | 82.82 | 79.24 |

PRODUCTS

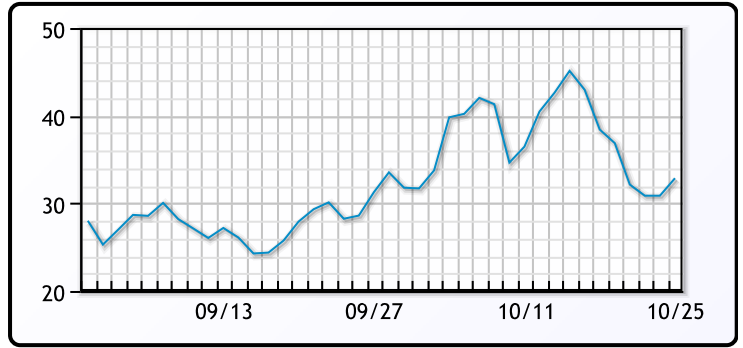
| | Last | Week Ago | Month Ago |
|-----------|--------|----------|-----------|
| Gulf RBOB | 258.17 | 242.06 | 233.94 |
| Gulf ULSD | 362.98 | 390.73 | 313.88 |
| NYH RBOB | 311.1 | 268.31 | 239.93 |
| NYH ULSD | 425.22 | 469.35 | 325.46 |
| USGC 3% | 54.63 | 53.63 | 57.88 |



3-2-1 Crack



Gulf 3-2-1 Crack



NGLs

MB

| | Last | Week Ago | Month Ago |
|------------------|--------|----------|-----------|
| Butane | 98.25 | 95 | 96.75 |
| IsoButane | 104.25 | 102 | 126.75 |
| Natural Gasoline | 161.25 | 159.75 | 151.75 |
| Propane | 85.5 | 82 | 88.5 |

CONWAY

| | Last | Week Ago | Month Ago |
|------------------|-------|----------|-----------|
| Butane | 99 | 95.5 | 96.5 |
| IsoButane | 121 | 115 | 137 |
| Natural Gasoline | 165 | 162.5 | 157 |
| Propane | 85.75 | 82.75 | 89.75 |

MB NON

| | Last | Week Ago | Month Ago |
|------------------|--------|----------|-----------|
| Butane | 98.25 | 95 | 96.75 |
| IsoButane | 104.25 | 102 | 126.75 |
| Natural Gasoline | 160.5 | 158.75 | 152.5 |
| Propane | 85.38 | 81.75 | 88.75 |

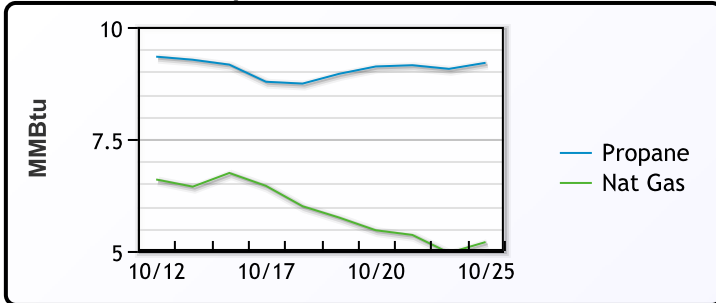
EDMONTON

| | Last | Week Ago | Month Ago |
|---------|------|----------|-----------|
| Propane | 70 | 69 | 77.5 |

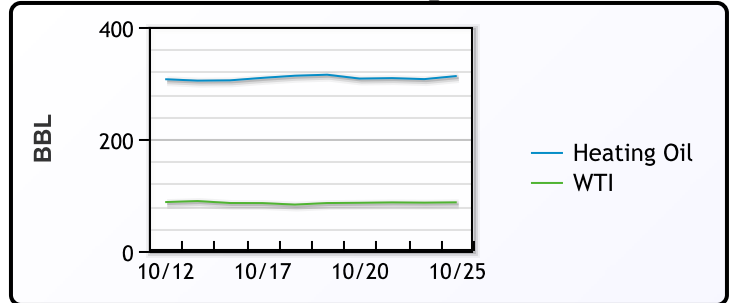
SARNIA

| | Last | Week Ago | Month Ago |
|---------|------|----------|-----------|
| Propane | 110 | 111.25 | 121.25 |

Propane MT.B Tet vs Nat Gas



WTI vs Heating Oil



FX

| | Last | Change |
|------|---------|--------|
| CAD | 1.3619 | 0.0011 |
| DXY | 110.924 | -1.065 |
| Gold | 1652.53 | -0.64 |

RATES

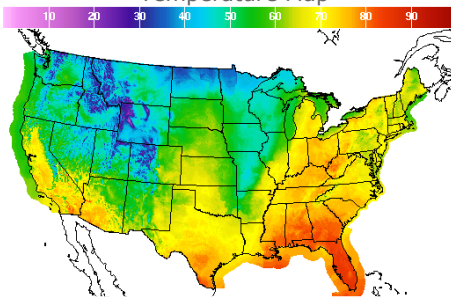
| | Last | Change |
|----------|--------|---------|
| US 2yr | 4.4771 | -0.0275 |
| US 10yr | 4.1021 | -0.1403 |
| CAN 10yr | 3.484 | -0.091 |

EQUITIES

| | Last | Change |
|---------|----------|--------|
| Nasdaq | 11199.12 | 246.51 |
| TSX | 1155.777 | 9.721 |
| S&P 500 | 3859.11 | 61.77 |

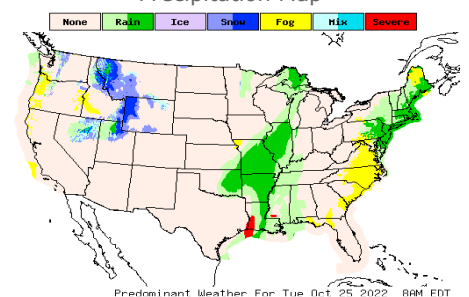
Weather Data

Temperature Map



| City | HIGH °F | LOW °F |
|--------------|---------|--------|
| Calgary | 41 | 30 |
| Conway | 40 | 32 |
| Cushing | 64 | 45 |
| Denver | 59 | 41 |
| Houston | 77 | 60 |
| Mont Belvieu | 75 | 59 |
| Sarnia | 69 | 55 |
| Williston | 43 | 30 |

Precipitation Map



This report has been prepared by PFL Petroleum Limited personnel for your information only and the views expressed are intended to provide market commentary and are not recommendations. This report is not an offer to sell or a solicitation of any offer to buy any security. The information contained herein has been compiled by PFL from sources believed to be reliable, but no representation or warranty, express or implied, is made by PFL Petroleum Limited, its affiliates or any other person as to its accuracy, completeness or correctness. Copyright 2017 PFL Petroleum Limited. All Rights Reserved