



MARKET DAILY

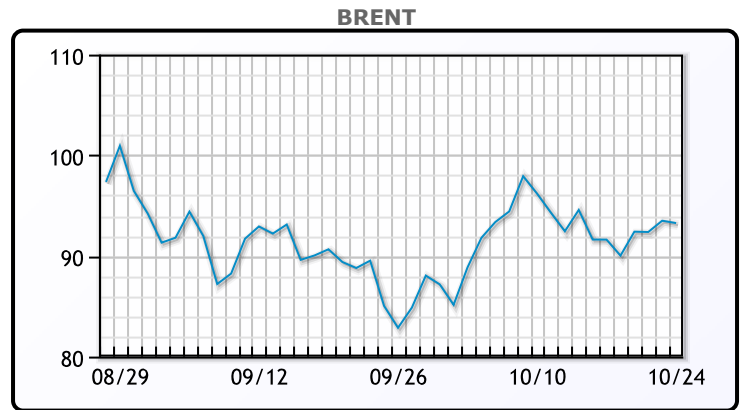
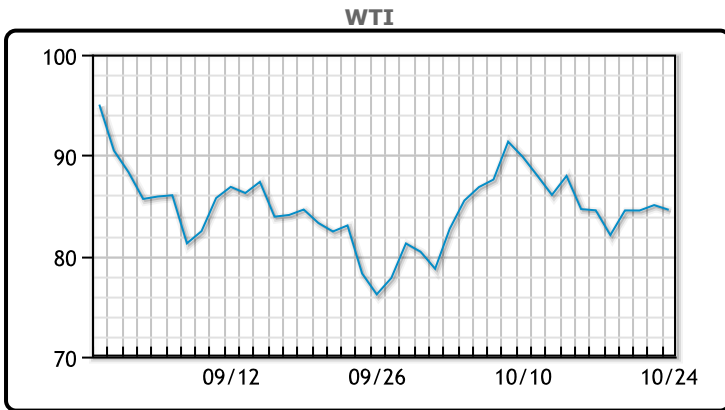
<https://www.pflpetroleum.com>
 1865 Veterans Park Dr. Suite 303
 Naples, Florida 34109
 Phone: 239-390-2885
 Fax: 239-949-0611
 Oct 24, 2022 6:47 PM

Major Energy Futures		
	Settle	Change
Brent	93.26	-0.24
Gas Oil	1082.25	-22.75
Natural Gas	5.199	0.24
RBOB	273.02	6.82
ULSD	392.01	8.78
WTI	84.58	-0.47

Market Commentary

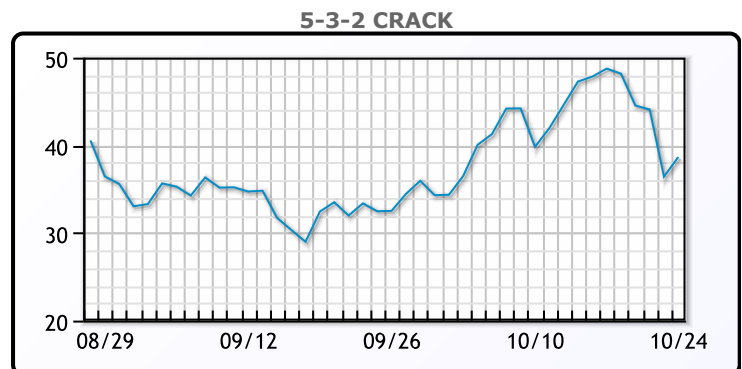
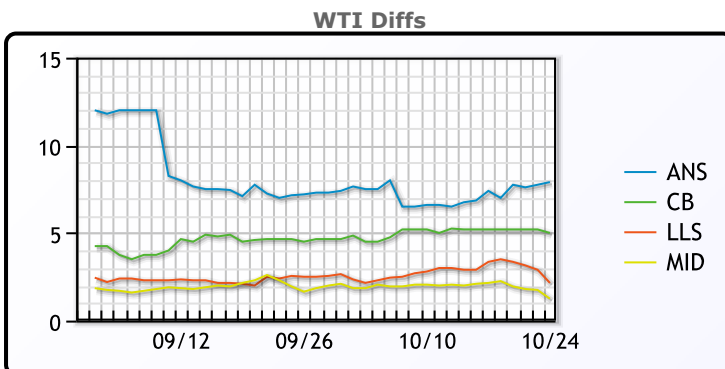
Oil prices were lower today in a choppy session on lackluster Chinese demand and a strong US dollar. Although they were higher this month than last, China's September imports were 2% lower than this time last year at 9.79MM/bbls. "The recent recovery in oil imports faltered in September," ANZ analysts said in a note, adding that independent refiners failed to utilize increased quotas as ongoing COVID-related lockdowns weighed on demand. Meanwhile the dollar was stronger again, up on another Forex intervention from Japan. Data also showed that US business activity contracted for a fourth straight month in October. WTI traded down \$.47 or -.6% to close at \$84.58. Brent traded down \$.24 or -.03% to close at \$93.26.

Crude & Product Markets



CRUDE			
	Last	Week Ago	Month Ago
ANS	94.13	92.86	86.54
BLS	91.23	90.66	83.89
LLS	88.38	88.81	81.74
Mid	87.48	87.61	81.09
WTI	86.23	85.46	79.24

PRODUCTS			
	Last	Week Ago	Month Ago
Gulf RBOB	255.52	253.06	233.94
Gulf ULSD	357.47	404.02	313.88
NYH RBOB	289.02	269.06	239.93
NYH ULSD	427.01	483.52	325.46
USGC 3%	54.88	55.13	57.88



3-2-1 Crack



Gulf 3-2-1 Crack



NGLs

MB

	Last	Week Ago	Month Ago
Butane	97	92.75	96.75
IsoButane	104	101.75	126.75
Natural Gasoline	160.5	162	151.75
Propane	84.25	80	88.5

CONWAY

	Last	Week Ago	Month Ago
Butane	97.5	93	96.5
IsoButane	120	123	137
Natural Gasoline	164	164.5	157
Propane	85.75	81	89.75

MB NON

	Last	Week Ago	Month Ago
Butane	97	92.75	96.75
IsoButane	104	101.75	126.75
Natural Gasoline	159.5	161.25	152.5
Propane	84	79.5	88.75

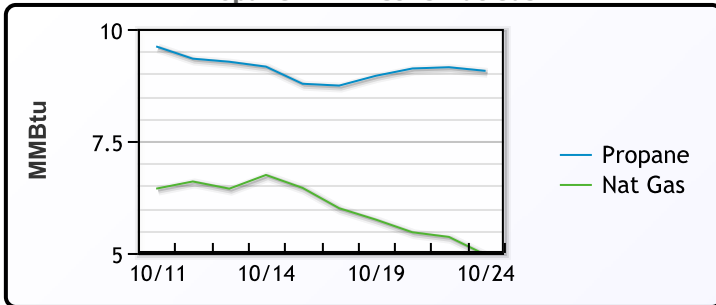
EDMONTON

	Last	Week Ago	Month Ago
Propane	70.25	65.75	77.5

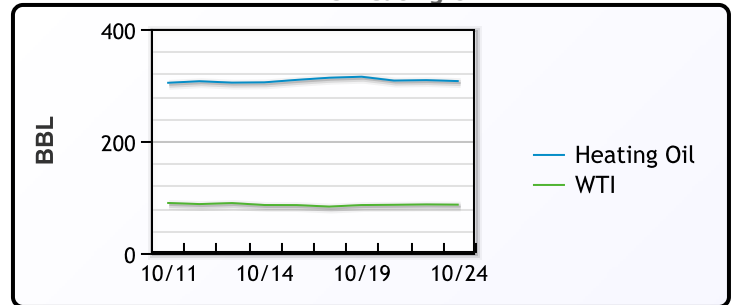
SARNIA

	Last	Week Ago	Month Ago
Propane	112	111.25	121.25

Propane MT.B Tet vs Nat Gas



WTI vs Heating Oil



FX

	Last	Change
CAD	1.3696	-0.0009
DXY	111.989	-0.023
Gold	1651.46	1.68

RATES

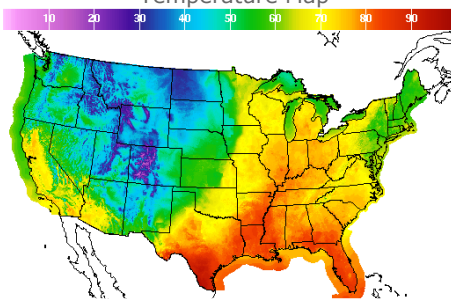
	Last	Change
US 2yr	4.5046	0.0323
US 10yr	4.2424	0.0257
CAN 10yr	3.575	-0.041

EQUITIES

	Last	Change
Nasdaq	10952.61	92.89
TSX	1146.056	2.737
S&P 500	3797.34	44.59

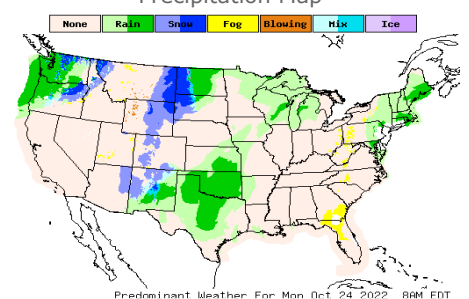
Weather Data

Temperature Map



City	HIGH °F	LOW °F
Calgary	44	27
Conway	60	34
Cushing	74	55
Denver	50	39
Houston	84	75
Mont Belvieu	81	74
Sarnia	72	53
Williston	36	22

Precipitation Map



This report has been prepared by PFL Petroleum Limited personnel for your information only and the views expressed are intended to provide market commentary and are not recommendations. This report is not an offer to sell or a solicitation of any offer to buy any security. The information contained herein has been compiled by PFL from sources believed to be reliable, but no representation or warranty, express or implied, is made by PFL Petroleum Limited, its affiliates or any other person as to its accuracy, completeness or correctness. Copyright 2017 PFL Petroleum Limited. All Rights Reserved