



MARKET DAILY

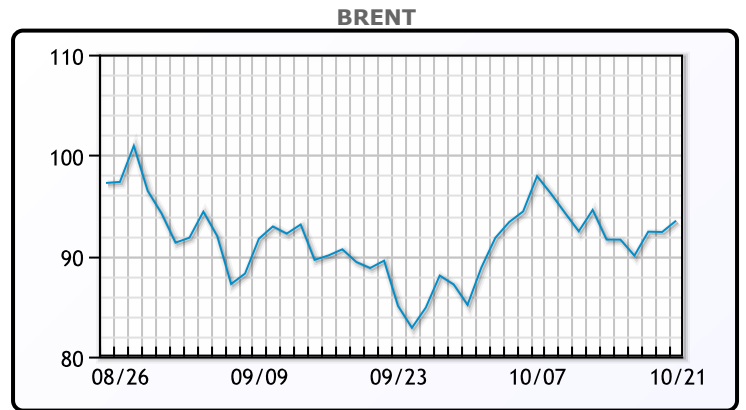
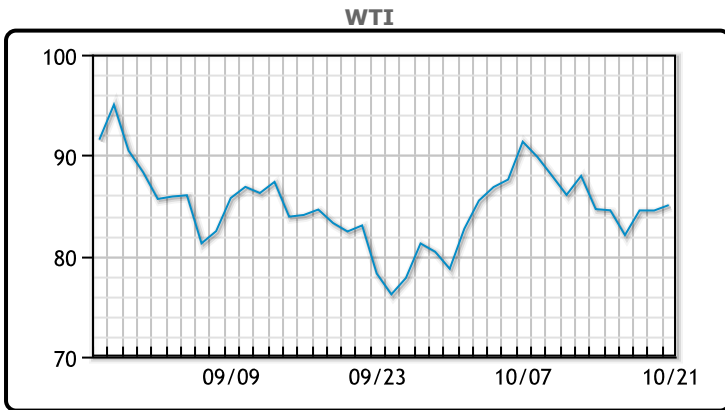
<https://www.pflpetroleum.com>
 1865 Veterans Park Dr. Suite 303
 Naples, Florida 34109
 Phone: 239-390-2885
 Fax: 239-949-0611
 Oct 21, 2022 7:21 PM

Major Energy Futures		
	Settle	Change
Brent	93.5	1.12
Gas Oil	1050.5	-2
Natural Gas	4.959	-0.104
RBOB	266.2	-0.44
ULSD	383.23	-14.75
WTI	85.05	0.54

Market Commentary

Oil prices were higher today after trading down over a dollar earlier in the session. WTI was down slightly for the week while Brent was up 2%. Traders were squaring up positions ahead of the weekend after the WTI's November contract expiry, increasing volatility. "The bias is to play the weekend to the long side," said John Kilduff, partner at Again Capital LLC in New York. Buoying prices was the dollar easing today. Crude is also gaining support from a looming European Union ban on Russian oil, as well as the recent 2MM/npd output cut agreed by the Organization of the Petroleum Exporting Countries and allies including Russia, known as OPEC+. WTI traded up \$.54 or .6% to close at \$85.05. Brent traded up \$1.12 or 1.2% to close \$93.50.

Crude & Product Markets

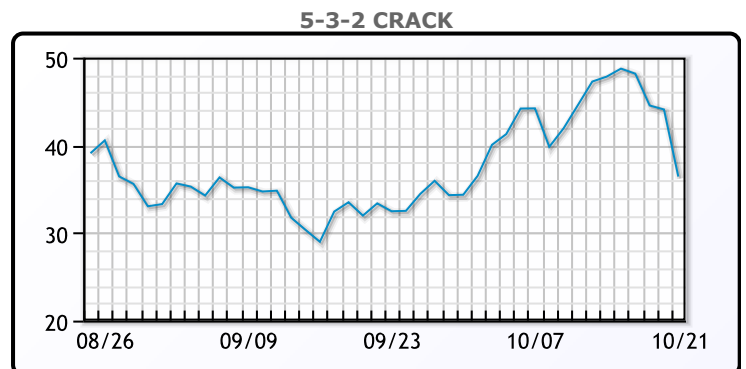
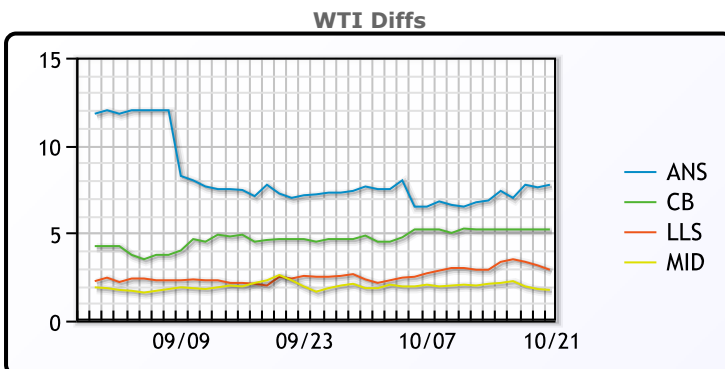


CRUDE

	Last	Week Ago	Month Ago
ANS	94.4	92.46	90.59
BLS	91.85	90.81	88.09
LLS	89.55	88.51	85.99
Mid	88.4	87.71	85.39
WTI	86.65	85.61	83.44

PRODUCTS

	Last	Week Ago	Month Ago
Gulf RBOB	248.32	256.59	245.65
Gulf ULSD	364.48	397.02	326.38
NYH RBOB	277.95	273.59	249.15
NYH ULSD	422.23	473.02	334.51
USGC 3%	55.63	55.38	60.63



3-2-1 Crack



Gulf 3-2-1 Crack



NGLs

MB

	Last	Week Ago	Month Ago
Butane	93.75	91	101
IsoButane	101.75	98.25	138
Natural Gasoline	161	161.5	157.63
Propane	83.63	80.25	96

CONWAY

	Last	Week Ago	Month Ago
Butane	96.75	92	104.5
IsoButane	119.5	119	146
Natural Gasoline	165	163	164.13
Propane	85.25	80.75	97.25

MB NON

	Last	Week Ago	Month Ago
Butane	95.75	91.5	105
IsoButane	101.75	98.25	138
Natural Gasoline	160.5	161	157.13
Propane	83.25	79.75	96.25

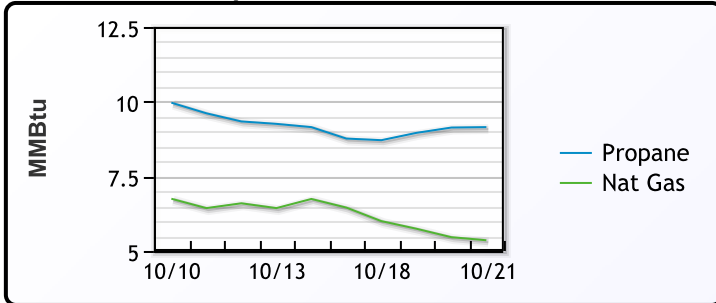
EDMONTON

	Last	Week Ago	Month Ago
Propane	70.75	66.75	85.25

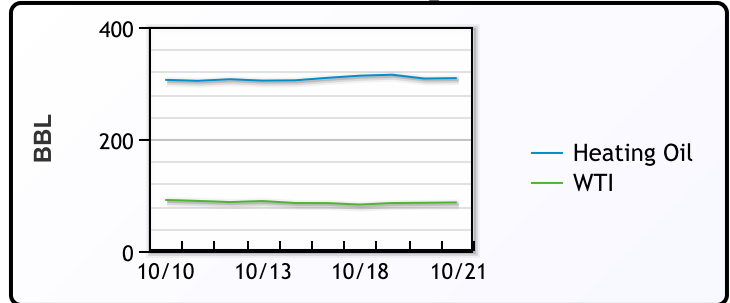
SARNIA

	Last	Week Ago	Month Ago
Propane	112	111.25	126.5

Propane MT.B Tet vs Nat Gas



WTI vs Heating Oil



FX

	Last	Change
CAD	1.364	-0.0125
DXY	112.012	-0.869
Gold	1657.69	29.67

RATES

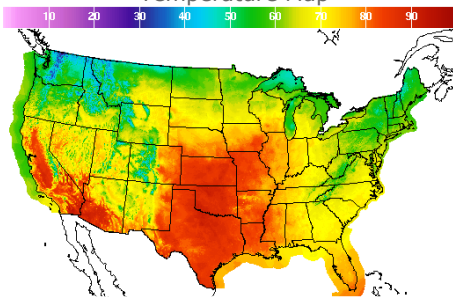
	Last	Change
US 2yr	4.4723	-0.1377
US 10yr	4.2167	-0.0116
CAN 10yr	3.616	-0.06

EQUITIES

	Last	Change
Nasdaq	10859.72	244.88
TSX	1143.319	17.372
S&P 500	3752.75	86.97

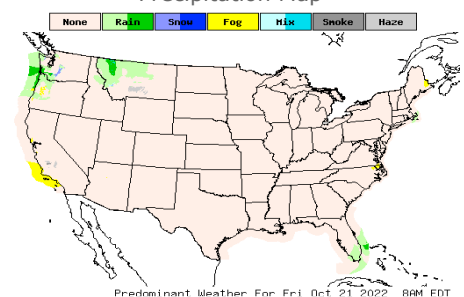
Weather Data

Temperature Map



City	HIGH °F	LOW °F
Calgary	43	34
Conway	60	47
Cushing	87	53
Denver	74	55
Houston	82	63
Mont Belvieu	80	62
Sarnia	60	36
Williston	55	42

Precipitation Map



This report has been prepared by PFL Petroleum Limited personnel for your information only and the views expressed are intended to provide market commentary and are not recommendations. This report is not an offer to sell or a solicitation of any offer to buy any security. The information contained herein has been compiled by PFL from sources believed to be reliable, but no representation or warranty, express or implied, is made by PFL Petroleum Limited, its affiliates or any other person as to its accuracy, completeness or correctness. Copyright 2017 PFL Petroleum Limited. All Rights Reserved