



# MARKET DAILY

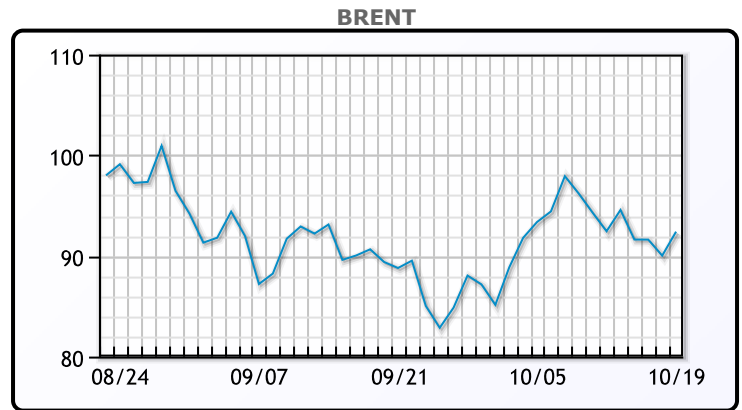
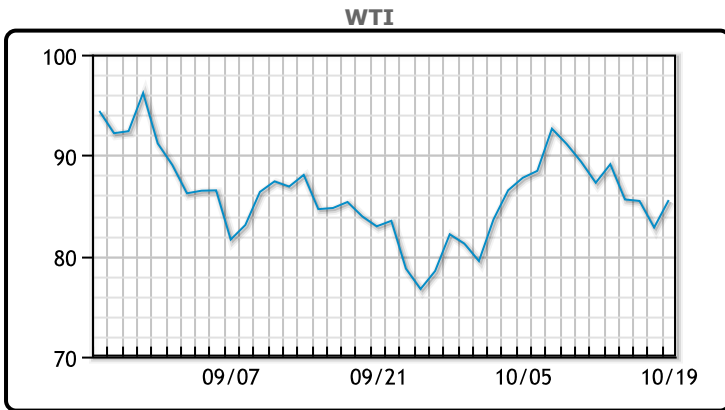
<https://www.pflpetroleum.com>  
 1865 Veterans Park Dr. Suite 303  
 Naples, Florida 34109  
 Phone: 239-390-2885  
 Fax: 239-949-0611  
 Oct 19, 2022 7:45 PM

Major Energy Futures		
	Settle	Change
Brent	92.41	2.38
Gas Oil	1075.25	-7.25
Natural Gas	5.462	-0.283
RBOB	265.22	10.16
ULSD	390.43	-8.92
WTI	85.55	2.73

**Market Commentary**

Oil prices rose on Wednesday as caution over tightening supply countered the negative impact of uncertain demand, and news that the United States will release more crude from its reserves. The Biden administration is planning to release another 15MM/bbls from the SPR. "Realistically an SPR release is near-term bearish, long-term bullish because eventually you're going to have to buy it back," said Gary Cunningham, director of market research at Tradition Energy. "Overall the market continues to swing wildly and chop around on erratic news." Crude inventories were down last week, falling 1.7MM/bbls compared to a forecasted build of 1.4MM/bbls. WTI traded up \$2.73 or 3.3% to close at \$85.55. Brent traded up \$2.38 or 2.6% to close at \$92.41.

## Crude & Product Markets

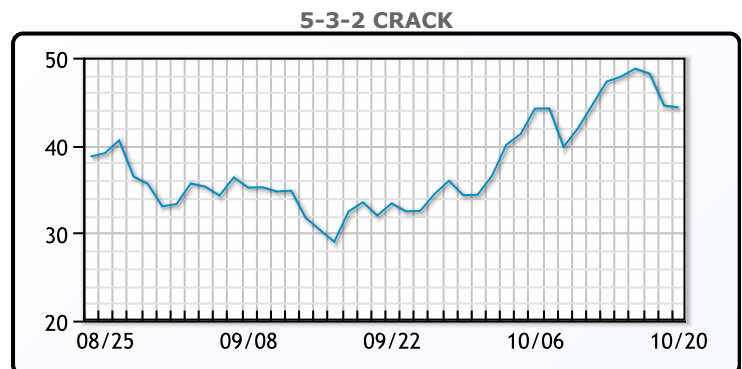
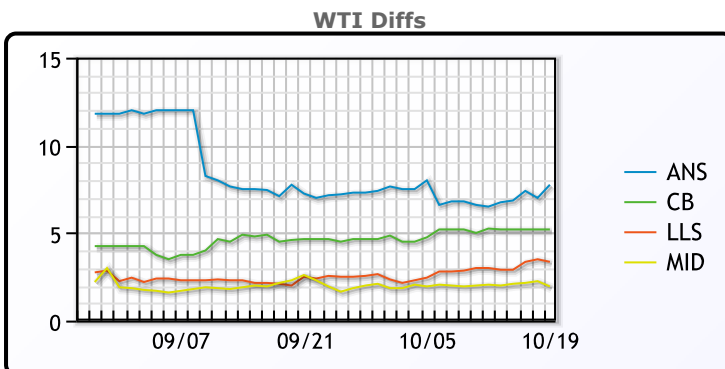


**CRUDE**

	Last	Week Ago	Month Ago
ANS	93.3	93.77	92.98
BLS	90.75	92.52	90.38
LLS	88.9	90.27	88.23
Mid	87.5	89.32	88.33
WTI	85.55	87.27	85.73

**PRODUCTS**

	Last	Week Ago	Month Ago
Gulf RBOB	251.97	260.78	242.41
Gulf ULSD	373.43	398.28	324.93
NYH RBOB	277.97	273.03	247.16
NYH ULSD	445.43	438.28	332.33
USGC 3%	55.38	55.88	62.13



**3-2-1 Crack**



**Gulf 3-2-1 Crack**



**NGLs**

**MB**

	Last	Week Ago	Month Ago
Butane	95.63	96.63	107.13
IsoButane	100.5	107.63	139.63
Natural Gasoline	162.5	164.25	160.25
Propane	83.63	84.75	101.25

**CONWAY**

	Last	Week Ago	Month Ago
Butane	97.5	98.88	104.5
IsoButane	113	126.5	146
Natural Gasoline	164.5	165	165.75
Propane	86	84.75	102.25

**MB NON**

	Last	Week Ago	Month Ago
Butane	97.13	97.63	107.63
IsoButane	100.5	107.63	139.63
Natural Gasoline	162	163.25	160
Propane	83.25	84.63	101.5

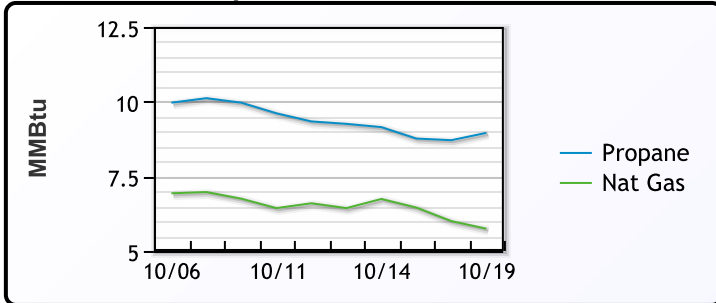
**EDMONTON**

	Last	Week Ago	Month Ago
Propane	72	69.75	89.75

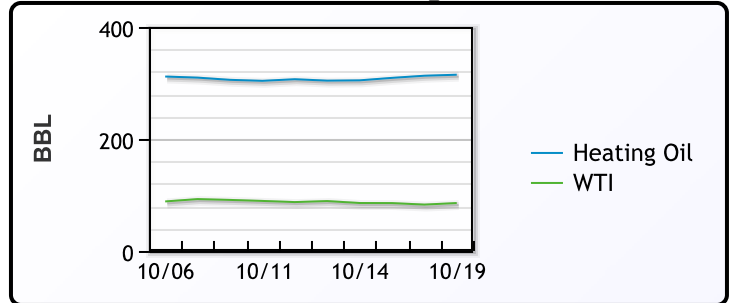
**SARNIA**

	Last	Week Ago	Month Ago
Propane	111.25	119	128.25

**Propane MT.B Tet vs Nat Gas**



**WTI vs Heating Oil**



**FX**

	Last	Change
CAD	1.3774	0.0009
DXY	112.984	0.854
Gold	1626.87	-2.57

**RATES**

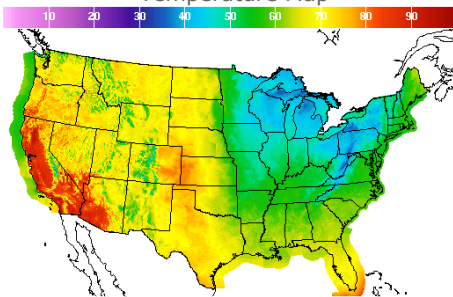
	Last	Change
US 2yr	4.5563	0.1277
US 10yr	4.1335	0.1269
CAN 10yr	3.545	0.193

**EQUITIES**

	Last	Change
Nasdaq	10680.51	-91.89
TSX	1131.94	-6.209
S&P 500	3695.16	-24.82

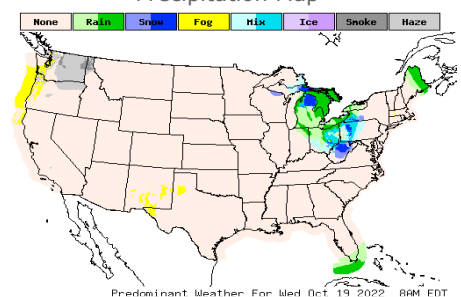
**Weather Data**

**Temperature Map**



City	HIGH °F	LOW °F
Calgary	70	45
Conway	59	30
Cushing	63	33
Denver	73	52
Houston	67	50
Mont Belvieu	65	43
Sarnia	42	38
Williston	68	44

**Precipitation Map**



This report has been prepared by PFL Petroleum Limited personnel for your information only and the views expressed are intended to provide market commentary and are not recommendations. This report is not an offer to sell or a solicitation of any offer to buy any security. The information contained herein has been compiled by PFL from sources believed to be reliable, but no representation or warranty, express or implied, is made by PFL Petroleum Limited, its affiliates or any other person as to its accuracy, completeness or correctness. Copyright 2017 PFL Petroleum Limited. All Rights Reserved