



MARKET DAILY

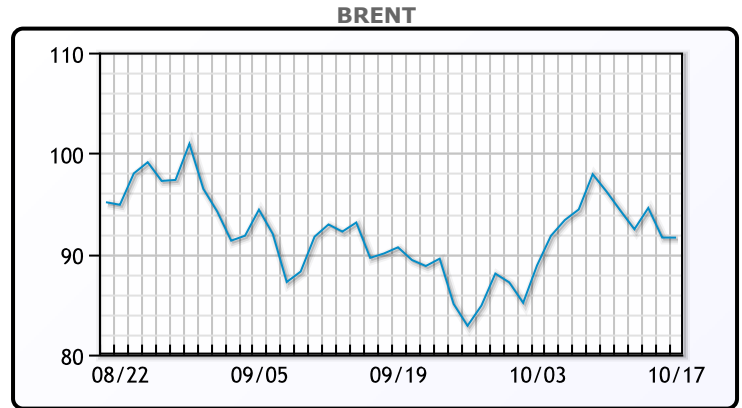
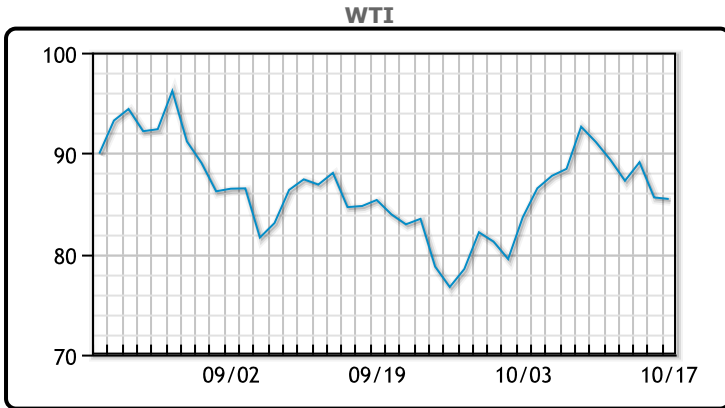
<https://www.pflpetroleum.com>
 1865 Veterans Park Dr. Suite 303
 Naples, Florida 34109
 Phone: 239-390-2885
 Fax: 239-949-0611
 Oct 17, 2022 6:26 PM

Major Energy Futures		
	Settle	Change
Brent	91.62	-.01
Gas Oil	1112.25	-30
Natural Gas	5.999	-0.454
RBOB	259.31	-3.78
ULSD	408.52	10.5
WTI	85.46	-.015

Market Commentary

Oil prices held steady on Monday in choppy trading on fears that high inflation and energy costs could drag the global economy into recession. "U.S. inflation remains a front topic and with the Fed set to raise rates at least into next year, there are fears that demand destruction will escalate," said Dennis Kissler, senior vice president of trading at BOK Financial. China will greatly increase domestic energy supply and reserve capacity and step up risk controls in key commodities including coal, oil, gas and electricity, a senior National Energy Administration official said on Monday. WTI traded down \$.15 or -.2% to close at \$85.46. Brent traded down \$.01 or -.01% to close at \$91.62.

Crude & Product Markets

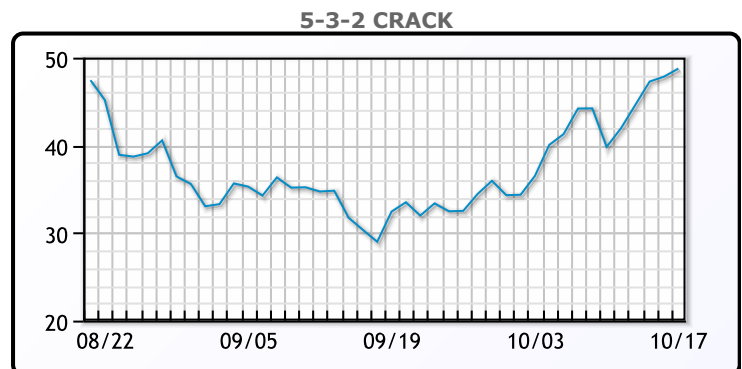
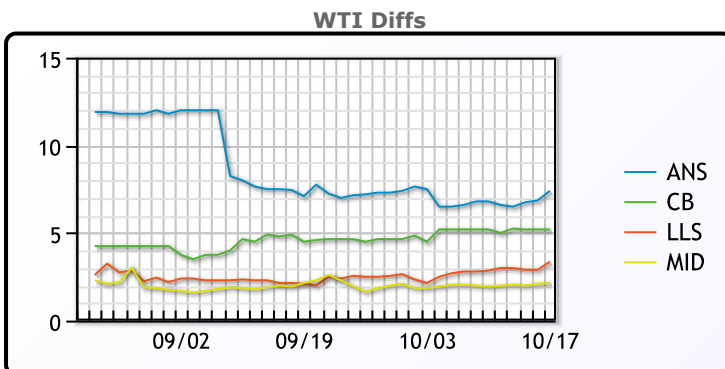


CRUDE

	Last	Week Ago	Month Ago
ANS	92.86	97.93	92.86
BLS	90.66	96.33	89.71
LLS	88.81	93.98	87.11
Mid	87.61	93.08	87.41
WTI	85.46	91.13	85.11

PRODUCTS

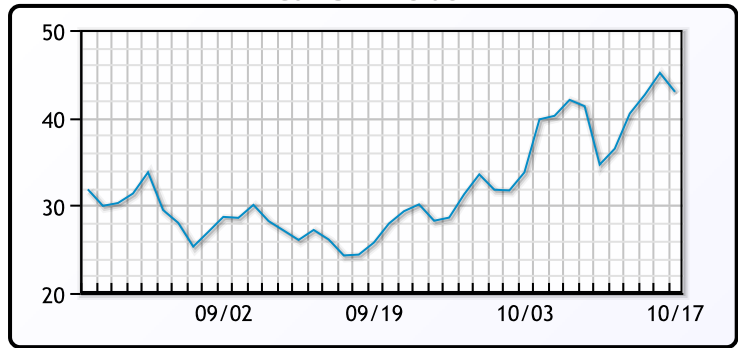
	Last	Week Ago	Month Ago
Gulf RBOB	253.06	261.28	238.19
Gulf ULSD	404.02	395.35	310.63
NYH RBOB	269.06	273.28	241.82
NYH ULSD	483.52	430.47	317.63
USGC 3%	55.13	59.13	63.38



3-2-1 Crack



Gulf 3-2-1 Crack



NGLs

MB

	Last	Week Ago	Month Ago
Butane	92.75	102.25	108.375
IsoButane	101.75	116.25	138.375
Natural Gasoline	162	170	159
Propane	80	88	102.5

CONWAY

	Last	Week Ago	Month Ago
Butane	93	105	107.75
IsoButane	123	130	148
Natural Gasoline	164.5	173	162
Propane	81	88.625	103.125

MB NON

	Last	Week Ago	Month Ago
Butane	92.75	102.25	108.375
IsoButane	101.75	116.25	138.375
Natural Gasoline	161.25	170	157.5
Propane	79.5	88.5	102.5

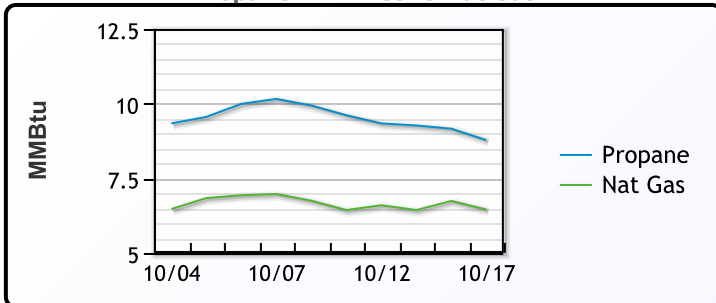
EDMONTON

	Last	Week Ago	Month Ago
Propane	65.75	71.5	90.5

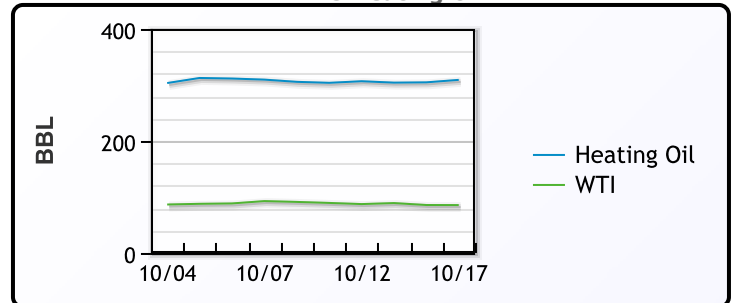
SARNIA

	Last	Week Ago	Month Ago
Propane	111.25	119	129.5

Propane MT.B Tet vs Nat Gas



WTI vs Heating Oil



FX

	Last	Change
CAD	1.3711	-0.0005
DXY	112.039	-1.272
Gold	1650.94	0.85

RATES

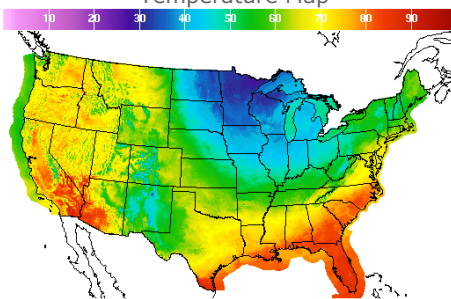
	Last	Change
US 2yr	4.4433	-0.0526
US 10yr	4.0104	-0.008
CAN 10yr	3.423	-0.065

EQUITIES

	Last	Change
Nasdaq	10675.8	354.41
TSX	1126.12	17.375
S&P 500	3677.95	94.88

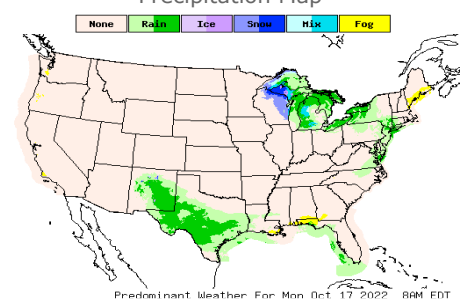
Weather Data

Temperature Map



City	HIGH °F	LOW °F
Calgary	77	47
Conway	35	19
Cushing	59	43
Denver	62	45
Houston	77	68
Mont Belvieu	73	65
Sarnia	44	37
Williston	53	32

Precipitation Map



This report has been prepared by PFL Petroleum Limited personnel for your information only and the views expressed are intended to provide market commentary and are not recommendations. This report is not an offer to sell or a solicitation of any offer to buy any security. The information contained herein has been compiled by PFL from sources believed to be reliable, but no representation or warranty, express or implied, is made by PFL Petroleum Limited, its affiliates or any other person as to its accuracy, completeness or correctness. Copyright 2017 PFL Petroleum Limited. All Rights Reserved