



MARKET DAILY

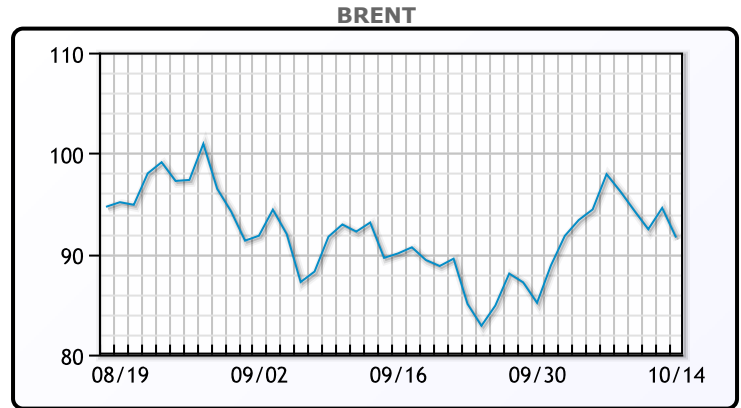
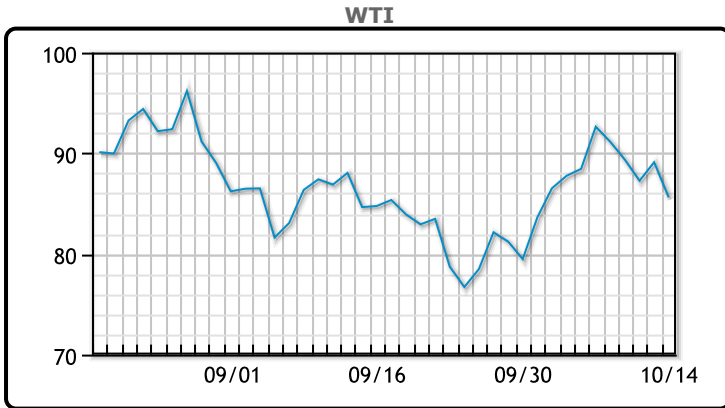
<https://www.pflpetroleum.com>
 1865 Veterans Park Dr. Suite 303
 Naples, Florida 34109
 Phone: 239-390-2885
 Fax: 239-949-0611
 Oct 14, 2022 7:57 PM

Major Energy Futures		
	Settle	Change
Brent	91.63	-2.94
Gas Oil	1085.75	13.5
Natural Gas	6.453	0.306
RBOB	263.09	7.31
ULSD	398.02	16.2
WTI	85.61	-3.5

Market Commentary

Oil prices were down again today with WTI and Brent down 7.6% and 6.4% respectively for the week. The CPI recorded its biggest annual increase in 40 years, reinforcing interest rates would stay higher for longer. US consumer sentiment did improve slightly but inflation expectations deteriorated as well. The improvement in consumer sentiment "is being viewed as a negative because it means the Fed needs to break the spirit of the consumers and slow the economy down more, and that's caused an increase in the dollar and downward pressure on the oil market," said Phil Flynn, analyst at Price Futures Group in Chicago. The dollar index rose again today by .8% in anticipation of more rate hikes to come. Meanwhile the market is still digesting the OPEC+ decision and the affects it will have on the market. WTI traded down \$3.50 or -3.9% to close at \$95.61. Brent traded down \$2.94 or -3.1% to close at \$91.63

Crude & Product Markets

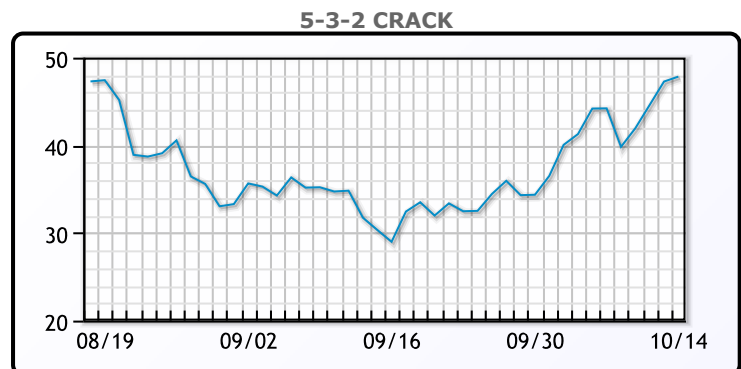
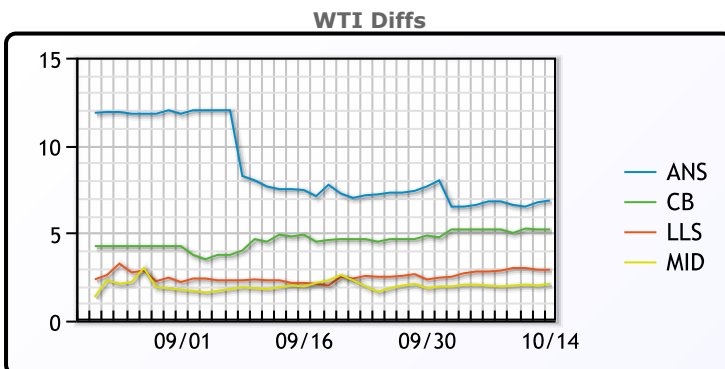


CRUDE

	Last	Week Ago	Month Ago
ANS	92.46	99.44	95.93
BLS	90.81	97.84	93.38
LLS	88.51	95.44	90.63
Mid	87.71	94.64	90.43
WTI	85.61	92.64	88.48

PRODUCTS

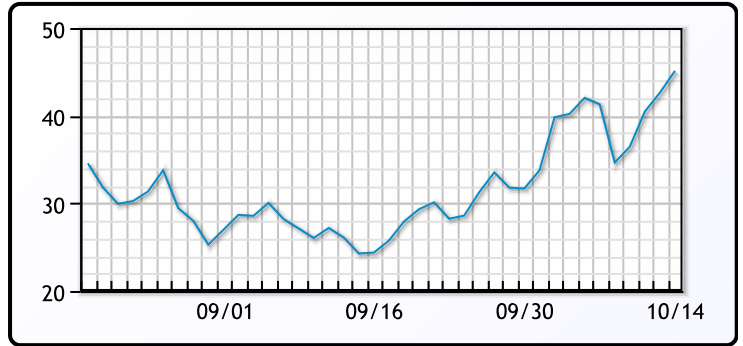
	Last	Week Ago	Month Ago
Gulf RBOB	256.59	276.58	248.7
Gulf ULSD	397.02	403.37	330.76
NYH RBOB	273.59	285.58	254.45
NYH ULSD	473.02	432.37	339.64
USGC 3%	55.38	61.88	67.13



3-2-1 Crack



Gulf 3-2-1 Crack



NGLs

MB

	Last	Week Ago	Month Ago
Butane	91	103	111
IsoButane	98.25	117	143.5
Natural Gasoline	161.5	174.75	163.75
Propane	80.25	91.25	105.75

CONWAY

	Last	Week Ago	Month Ago
Butane	92	105	109.5
IsoButane	119	129.5	152
Natural Gasoline	163	176	164.25
Propane	80.75	92.25	107.5

MB NON

	Last	Week Ago	Month Ago
Butane	91.5	105	111.5
IsoButane	98.25	117	143.5
Natural Gasoline	161	174	163.5
Propane	79.75	91.13	106

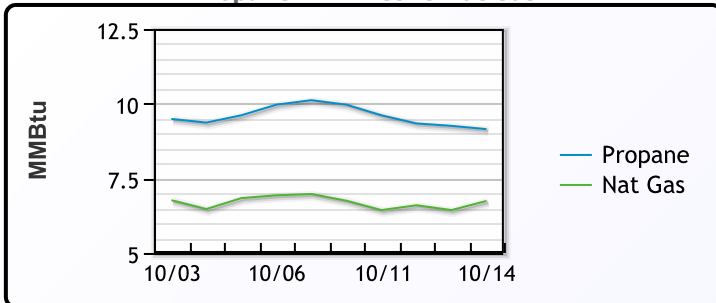
EDMONTON

	Last	Week Ago	Month Ago
Propane	66.75	77.5	95

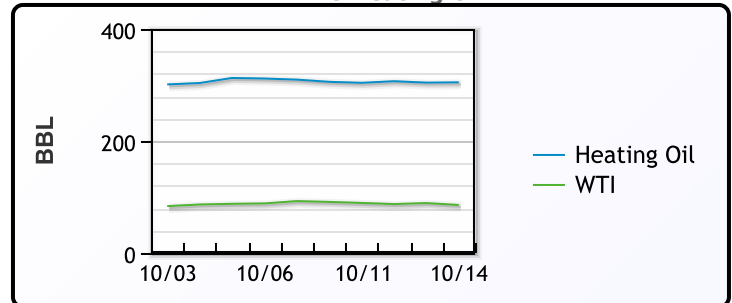
SARNIA

	Last	Week Ago	Month Ago
Propane	111.25	119	130.25

Propane MT.B Tet vs Nat Gas



WTI vs Heating Oil



FX

	Last	Change
CAD	1.3885	0.0132
DXY	113.311	0.948
Gold	1644.47	-21.9

RATES

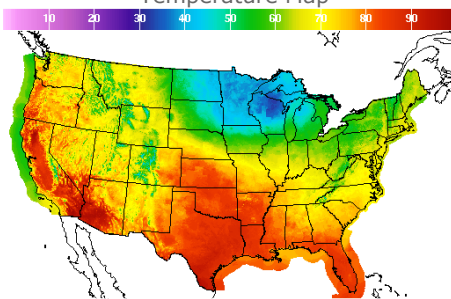
	Last	Change
US 2yr	4.4959	0.0324
US 10yr	4.0184	0.0749
CAN 10yr	3.488	0.066

EQUITIES

	Last	Change
Nasdaq	10321.39	-327.76
TSX	1108.745	-16.563
S&P 500	3583.07	-86.84

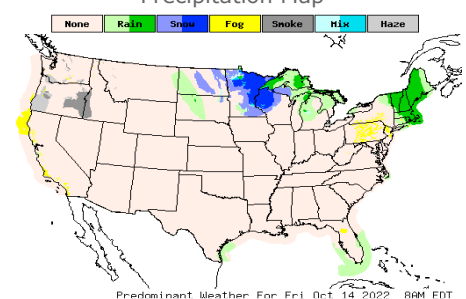
Weather Data

Temperature Map



City	HIGH °F	LOW °F
Calgary	67	48
Conway	41	34
Cushing	84	53
Denver	73	53
Houston	87	70
Mont Belvieu	84	65
Sarnia	57	38
Williston	54	41

Precipitation Map



This report has been prepared by PFL Petroleum Limited personnel for your information only and the views expressed are intended to provide market commentary and are not recommendations. This report is not an offer to sell or a solicitation of any offer to buy any security. The information contained herein has been compiled by PFL from sources believed to be reliable, but no representation or warranty, express or implied, is made by PFL Petroleum Limited, its affiliates or any other person as to its accuracy, completeness or correctness. Copyright 2017 PFL Petroleum Limited. All Rights Reserved