



# MARKET DAILY

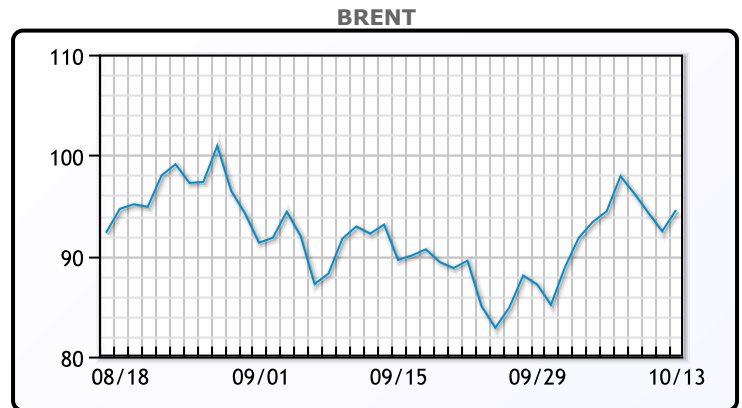
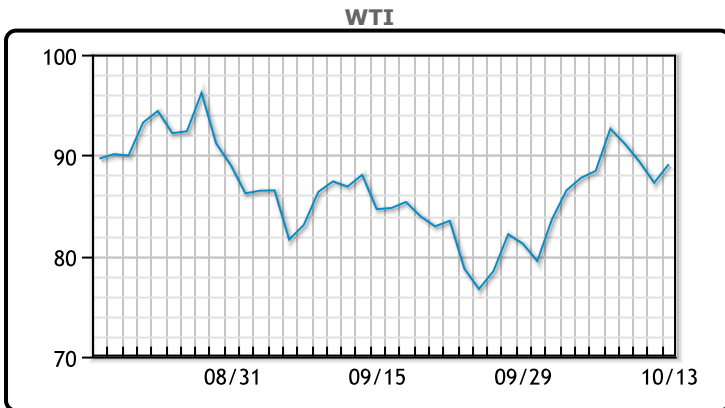
<https://www.pflpetroleum.com>  
 1865 Veterans Park Dr. Suite 303  
 Naples, Florida 34109  
 Phone: 239-390-2885  
 Fax: 239-949-0611  
 Oct 13, 2022 6:56 PM

Major Energy Futures		
	Settle	Change
Brent	94.57	2.12
Gas Oil	1115.75	52.25
Natural Gas	6.741	0.306
RBOB	270.34	7.31
ULSD	409.48	16.2
WTI	89.11	1.84

**Market Commentary**

Oil prices turned around today as low diesel inventories outweighed surprisingly high crude and gasoline stocks. Diesel stocks were down 4.9MM/bbls, far higher than the 2MM/bbl drop analysts were calling for. "The most disturbing part of the (EIA) report is that distilling inventories are so far below average. Winter is coming," said Phil Flynn, analyst at Price Futures Group in Chicago. "The market is looking at the big picture, as opposed to the short-term demand numbers that were impacted by the storm." The U.S. Energy Secretary in August urged domestic oil refiners to refrain from further increasing exports of fuels like gasoline and diesel, adding the Biden administration may need to consider taking action if the plants do not build inventories. WTI rose \$1.84 or 2.1% to close at \$89.11. Brent traded up \$2.12 or 2.29% to close at \$94.57.

## Crude & Product Markets

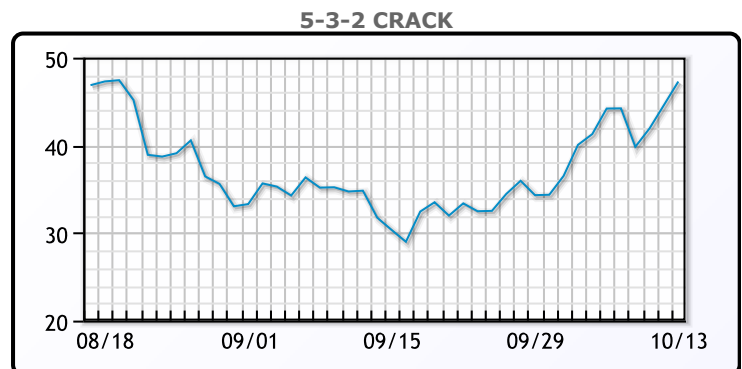
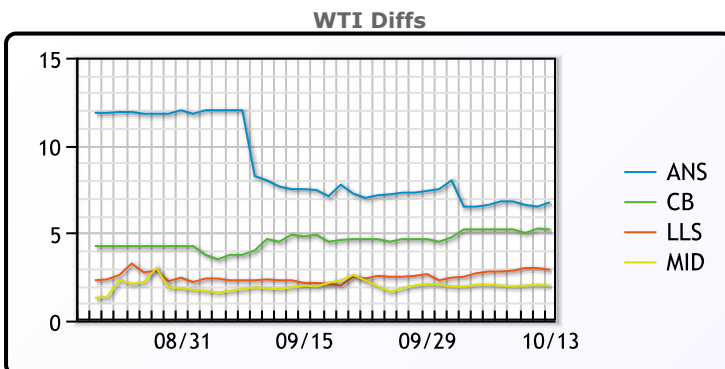


**CRUDE**

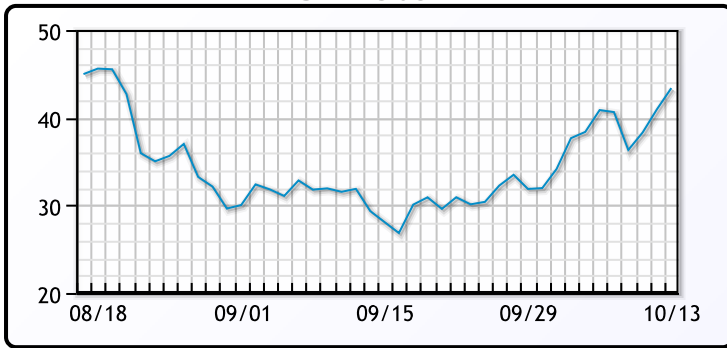
	Last	Week Ago	Month Ago
ANS	95.86	95.05	94.81
BLS	94.31	93.65	92.11
LLS	92.01	91.25	89.46
Mid	91.11	90.5	89.31
WTI	89.11	88.45	87.31

**PRODUCTS**

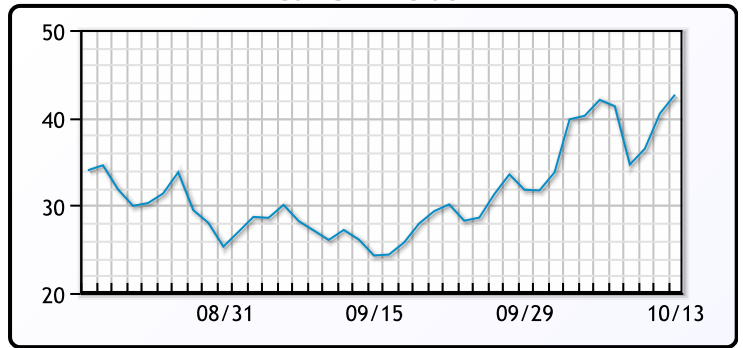
	Last	Week Ago	Month Ago
Gulf RBOB	263.09	273.42	242.29
Gulf ULSD	424.73	390.12	348.13
NYH RBOB	281.59	281.39	248.91
NYH ULSD	484.48	411.99	357.76
USGC 3%	57.63	61.38	67.38



3-2-1 Crack



Gulf 3-2-1 Crack



NGLs

MB

	Last	Week Ago	Month Ago
Butane	97	103.5	110.25
IsoButane	108	121	142.25
Natural Gasoline	168.25	171.25	160.75
Propane	83.875	93	105.875

CONWAY

	Last	Week Ago	Month Ago
Butane	99	104.25	108
IsoButane	125	131	151
Natural Gasoline	169	173	163
Propane	84.5	92.75	106.75

MB NON

	Last	Week Ago	Month Ago
Butane	97	103.5	110.25
IsoButane	108	121	142.25
Natural Gasoline	167.5	170.75	161
Propane	83.63	92.88	106.25

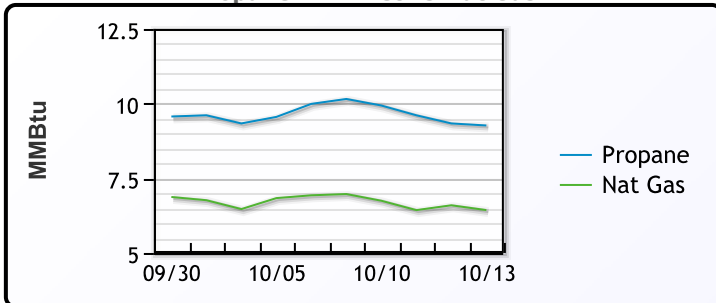
EDMONTON

	Last	Week Ago	Month Ago
Propane	69.5	77.75	93.63

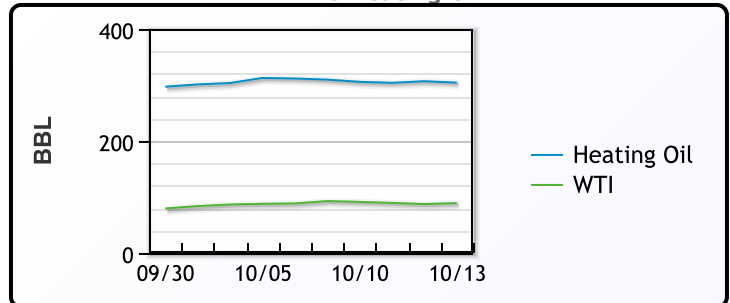
SARNIA

	Last	Week Ago	Month Ago
Propane	112.5	119	129.5

Propane MT.B Tet vs Nat Gas



WTI vs Heating Oil



FX

	Last	Change
CAD	1.3747	-0.0006
DXY	112.363	-0.957
Gold	1665.88	-0.49

RATES

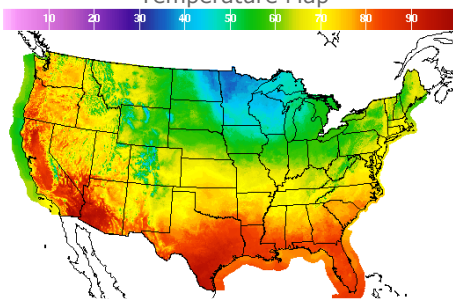
	Last	Change
US 2yr	4.4635	0.1724
US 10yr	3.9435	0.0473
CAN 10yr	3.422	-0.001

EQUITIES

	Last	Change
Nasdaq	10649.15	232.05
TSX	1125.308	26.181
S&P 500	3669.91	92.88

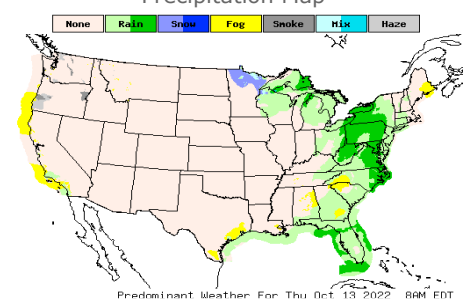
Weather Data

Temperature Map



City	HIGH °F	LOW °F
Calgary	71	40
Conway	40	34
Cushing	75	52
Denver	64	49
Houston	90	75
Mont Belvieu	86	72
Sarnia	57	44
Williston	55	40

Precipitation Map



This report has been prepared by PFL Petroleum Limited personnel for your information only and the views expressed are intended to provide market commentary and are not recommendations. This report is not an offer to sell or a solicitation of any offer to buy any security. The information contained herein has been compiled by PFL from sources believed to be reliable, but no representation or warranty, express or implied, is made by PFL Petroleum Limited, its affiliates or any other person as to its accuracy, completeness or correctness. Copyright 2017 PFL Petroleum Limited. All Rights Reserved