



# MARKET DAILY

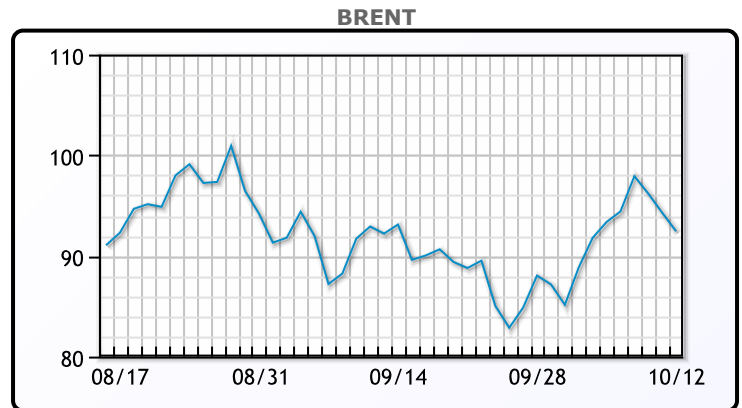
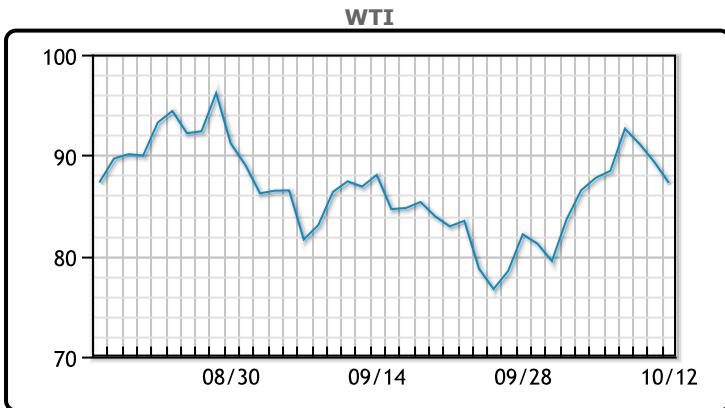
<https://www.pflpetroleum.com>  
 1865 Veterans Park Dr. Suite 303  
 Naples, Florida 34109  
 Phone: 239-390-2885  
 Fax: 239-949-0611  
 Oct 12, 2022 8:09 PM

Major Energy Futures		
	Settle	Change
Brent	92.45	-1.84
Gas Oil	1102.25	-84.25
Natural Gas	6.435	-0.161
RBOB	263.03	0.3
ULSD	393.28	0.2
WTI	87.27	-2.08

**Market Commentary**

Oil was lower today, for a third day in a row as some Fed officials continue to present hawkish viewpoints and the dollar strengthened. Fed officials have said there is little evidence inflation is softening and they intend to follow their current course. Fed moves have led to a strengthening dollar, which rallied today against some lower yielding currencies. The PPI also rose more than anticipated, which is a measure of wholesale prices. "We're not trading a slowdown in the economy - it's fear of a slowdown in the future," said Phil Flynn, analyst at Price Futures Group in Chicago. The IMF cut its global growth forecast for 2023 and warning for increasing risk for a global recession. WTI traded down \$2.08 or -2.3% to close at \$87.27. Brent traded down \$1.84 or -2% to close at \$92.45.

## Crude & Product Markets

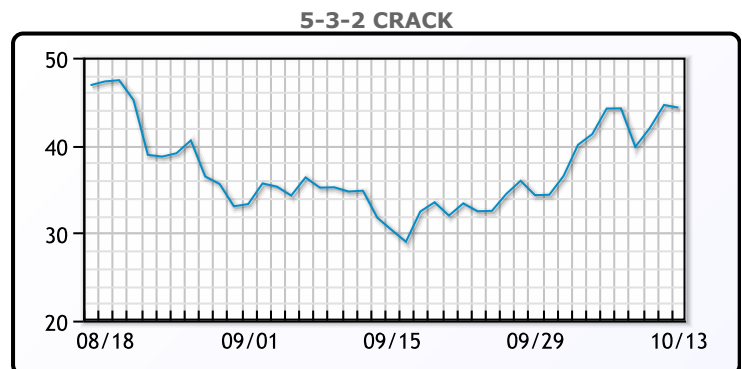
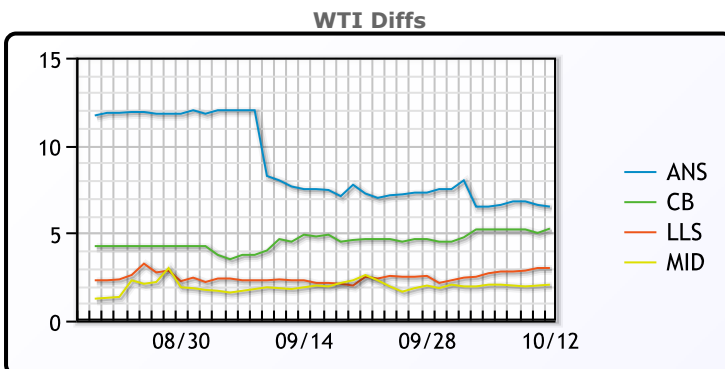


**CRUDE**

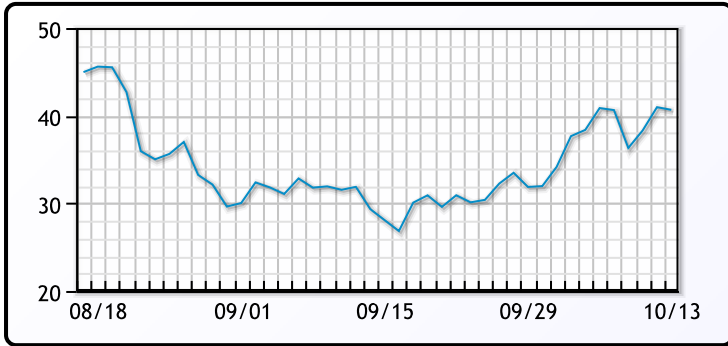
	Last	Week Ago	Month Ago
ANS	93.77	94.26	95.28
BLS	92.52	92.96	92.68
LLS	90.27	90.46	90.08
Mid	89.32	89.81	89.68
WTI	87.27	87.76	87.78

**PRODUCTS**

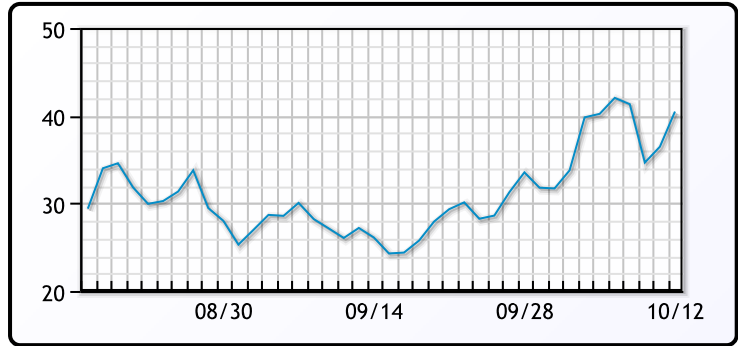
	Last	Week Ago	Month Ago
Gulf RBOB	260.78	270.35	239.98
Gulf ULSD	398.28	369.76	354.06
NYH RBOB	273.03	280.35	252.23
NYH ULSD	438.28	391.69	363.94
USGC 3%	55.88	61.13	69.63



**3-2-1 Crack**



**Gulf 3-2-1 Crack**



**NGLs**

**MB**

	Last	Week Ago	Month Ago
Butane	96.63	101.5	110.38
IsoButane	107.63	118	144.88
Natural Gasoline	164.25	170.5	161.5
Propane	84.75	91.25	105

**CONWAY**

	Last	Week Ago	Month Ago
Butane	98.88	102.75	109
IsoButane	126.5	138	153
Natural Gasoline	165	165	163
Propane	84.75	92.25	106.5

**MB NON**

	Last	Week Ago	Month Ago
Butane	97.63	102.5	110.88
IsoButane	107.63	118	144.88
Natural Gasoline	163.25	170	161
Propane	84.63	91.38	105.25

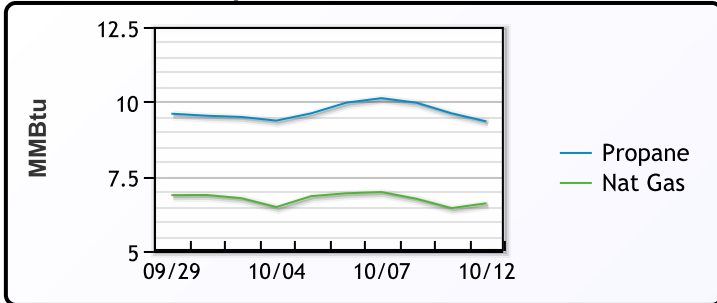
**EDMONTON**

	Last	Week Ago	Month Ago
Propane	69.75	77.25	91.5

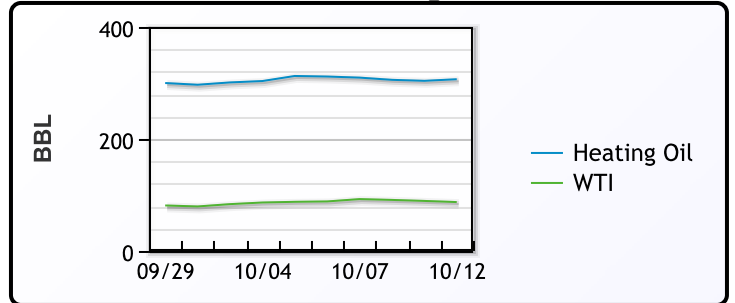
**SARNIA**

	Last	Week Ago	Month Ago
Propane	119	114.75	129.5

**Propane MT.B Tet vs Nat Gas**



**WTI vs Heating Oil**



**FX**

	Last	Change
CAD	1.3812	-0.0004
DXY	113.22	-0.1
Gold	1673.94	0.75

**RATES**

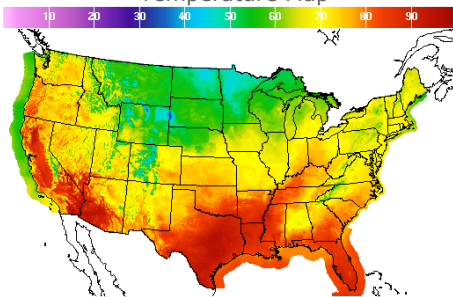
	Last	Change
US 2yr	4.2911	0
US 10yr	3.9003	0.0041
CAN 10yr	3.423	-0.052

**EQUITIES**

	Last	Change
Nasdaq	10417.1	-9.09
TSX	1099.127	-1.691
S&P 500	3577.03	-11.81

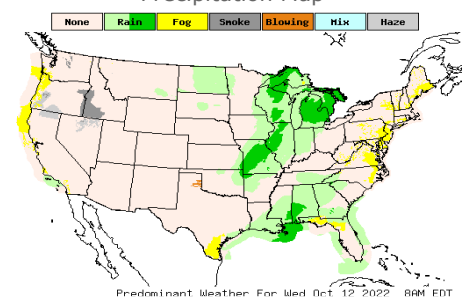
**Weather Data**

**Temperature Map**



City	HIGH °F	LOW °F
Calgary	55	38
Conway	50	39
Cushing	79	64
Denver	70	52
Houston	90	74
Mont Belvieu	87	73
Sarnia	66	58
Williston	53	43

**Precipitation Map**



This report has been prepared by PFL Petroleum Limited personnel for your information only and the views expressed are intended to provide market commentary and are not recommendations. This report is not an offer to sell or a solicitation of any offer to buy any security. The information contained herein has been compiled by PFL from sources believed to be reliable, but no representation or warranty, express or implied, is made by PFL Petroleum Limited, its affiliates or any other person as to its accuracy, completeness or correctness. Copyright 2017 PFL Petroleum Limited. All Rights Reserved