



MARKET DAILY

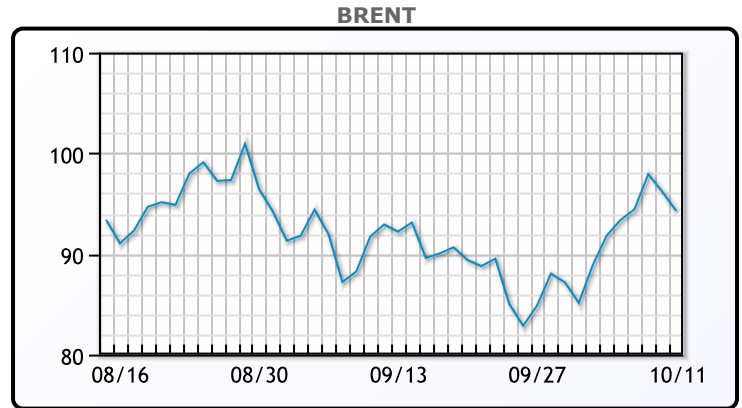
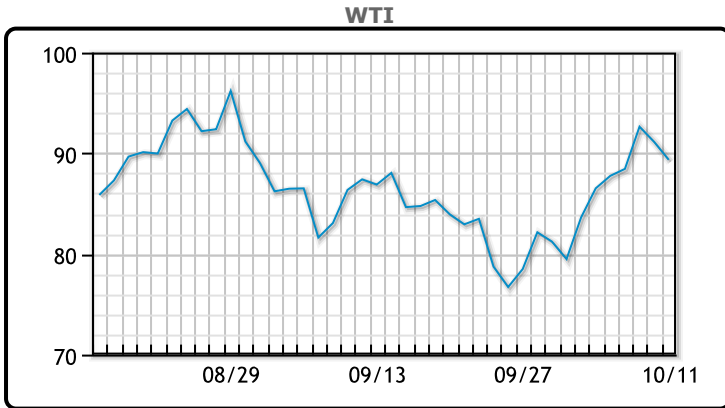
<https://www.pflpetroleum.com>
 1865 Veterans Park Dr. Suite 303
 Naples, Florida 34109
 Phone: 239-390-2885
 Fax: 239-949-0611
 Oct 11, 2022 7:46 PM

Major Energy Futures		
	Settle	Change
Brent	94.29	-1.9
Gas Oil	1192	23.75
Natural Gas	6.596	0.161
RBOB	262.73	0.45
ULSD	393.08	1.61
WTI	89.35	-1.78

Market Commentary

Oil prices were lower today, extending losses from yesterday's session as the market focuses again on recession fears and a stronger dollar. Rising Covid cases in China are also back in the news again with the PRC expanding testing in large cities. "From an economic perspective, it seems like China's throwing the baby out with the bathwater by continuing to lock down its population to lower cases," said John Kilduff, partner at Again Capital LLC in New York. According to White House national security spokesman John Kirby, the US is re-evaluating its relationship with Saudi Arabia following OPEC+'s recent decision. WTI traded down \$1.78 or -2% to close at \$89.35. Brent traded down \$1.90 or 2% to close at \$94.29.

Crude & Product Markets

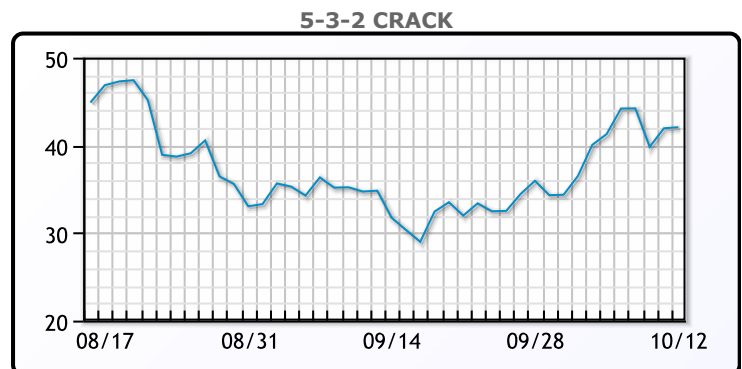
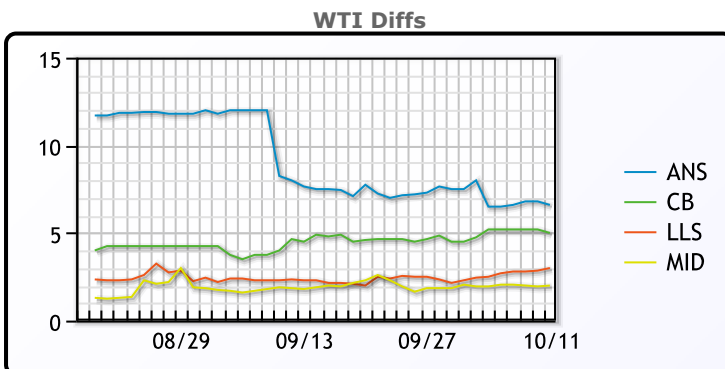


CRUDE

	Last	Week Ago	Month Ago
ANS	95.95	93.02	94.44
BLS	94.35	91.72	91.29
LLS	92.35	89.02	89.09
Mid	91.35	88.47	88.59
WTI	89.35	86.52	86.79

PRODUCTS

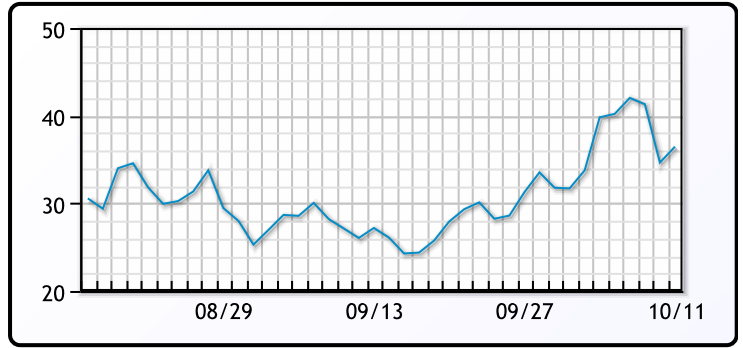
	Last	Week Ago	Month Ago
Gulf RBOB	262.48	276.43	237.06
Gulf ULSD	396.83	358.83	352
NYH RBOB	272.61	283.55	254.31
NYH ULSD	434.58	375.58	360.62
USGC 3%	57.38	58.63	69.13



3-2-1 Crack



Gulf 3-2-1 Crack



NGLs

MB

	Last	Week Ago	Month Ago
Butane	97.88	100.75	110.38
IsoButane	111.94	113.75	144.88
Natural Gasoline	167.25	165.75	159.5
Propane	85.5	88	104

CONWAY

	Last	Week Ago	Month Ago
Butane	101.75	102	108.75
IsoButane	128	137	150.25
Natural Gasoline	166	167	162
Propane	85.63	88.5	105.38

MB NON

	Last	Week Ago	Month Ago
Butane	99.88	101.75	110.88
IsoButane	111.94	113.75	144.88
Natural Gasoline	166.25	166	159
Propane	85.38	88.25	104.75

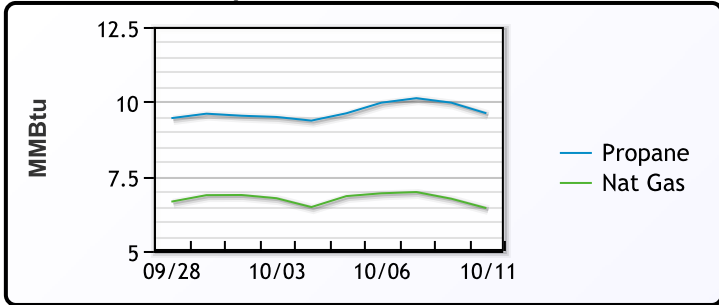
EDMONTON

	Last	Week Ago	Month Ago
Propane	71	74.5	90.38

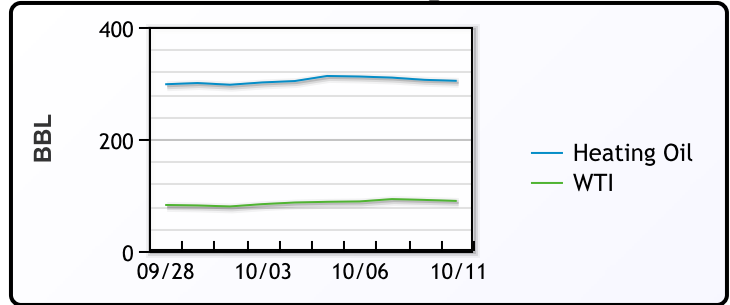
SARNIA

	Last	Week Ago	Month Ago
Propane	119	114.75	129.5

Propane MT.B Tet vs Nat Gas



WTI vs Heating Oil



FX

	Last	Change
CAD	1.3797	0
DXY	113.221	0.077
Gold	1664.76	-1.58

RATES

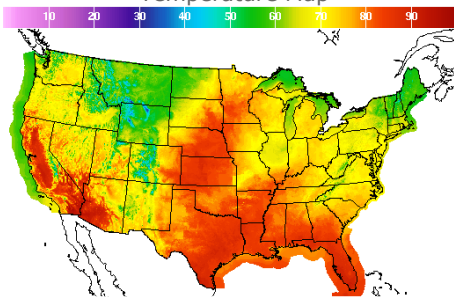
	Last	Change
US 2yr	4.3058	-0.002
US 10yr	3.947	0.0656
CAN 10yr	3.475	0.09

EQUITIES

	Last	Change
Nasdaq	10426.19	-115.91
TSX	1100.818	-21.733
S&P 500	3588.84	-23.55

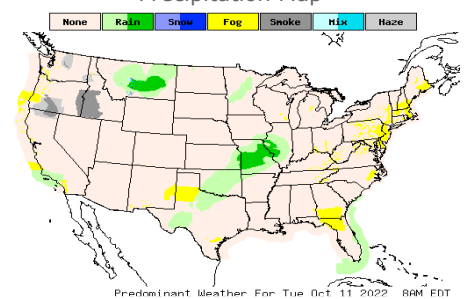
Weather Data

Temperature Map



City	HIGH °F	LOW °F
Calgary	56	38
Conway	72	48
Cushing	80	62
Denver	74	52
Houston	86	70
Mont Belvieu	82	66
Sarnia	73	48
Williston	58	50

Precipitation Map



This report has been prepared by PFL Petroleum Limited personnel for your information only and the views expressed are intended to provide market commentary and are not recommendations. This report is not an offer to sell or a solicitation of any offer to buy any security. The information contained herein has been compiled by PFL from sources believed to be reliable, but no representation or warranty, express or implied, is made by PFL Petroleum Limited, its affiliates or any other person as to its accuracy, completeness or correctness. Copyright 2017 PFL Petroleum Limited. All Rights Reserved