



MARKET DAILY

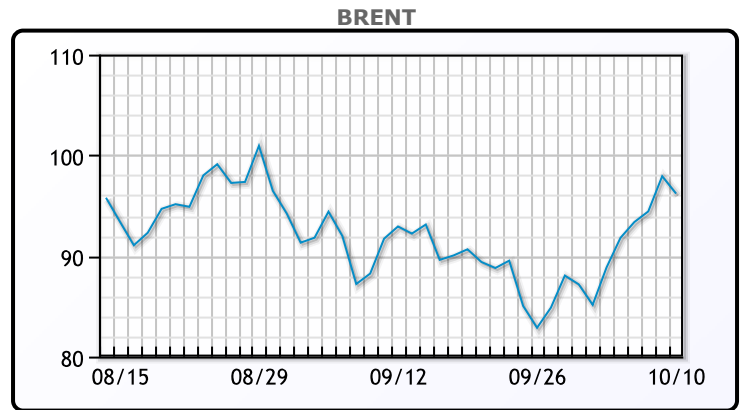
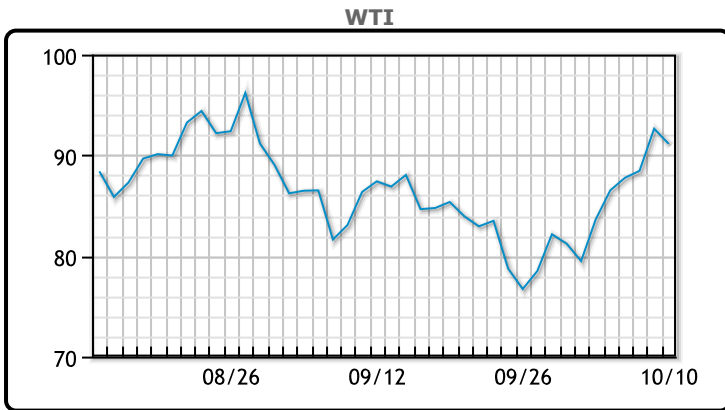
<https://www.pflpetroleum.com>
 1865 Veterans Park Dr. Suite 303
 Naples, Florida 34109
 Phone: 239-390-2885
 Fax: 239-949-0611
 Oct 10, 2022 6:18 PM

Major Energy Futures		
	Settle	Change
Brent	96.19	-1.73
Gas Oil	1281.5	72
Natural Gas	6.435	-0.313
RBOB	262.28	-11.18
ULSD	391.47	-10.4
WTI	91.13	-1.51

Market Commentary

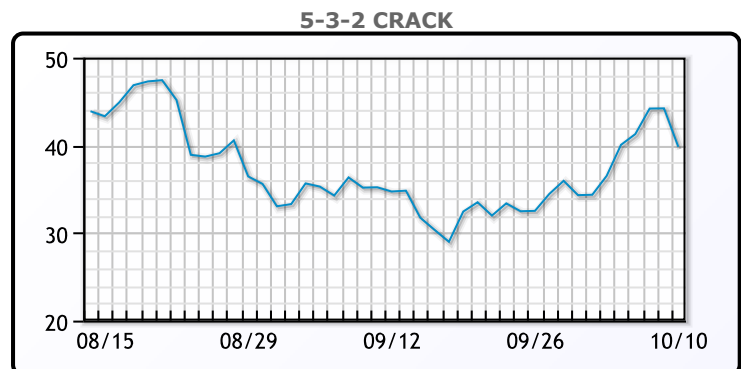
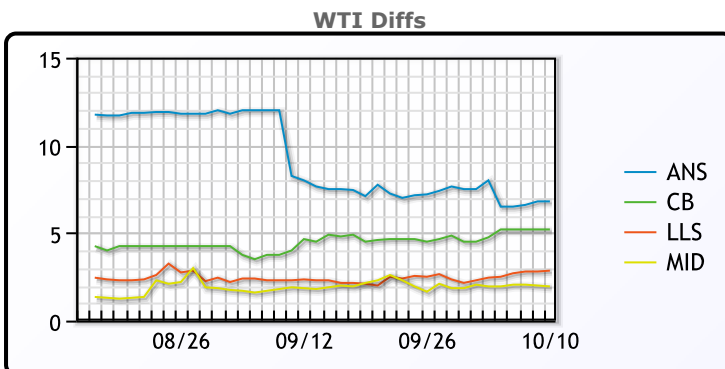
Oil prices were lower today, cooling off slightly after last week's massive rally. Investors are worried that economic storm clouds hanging over the market will erode fuel demand. Federal Reserve members, out of their blackout period came out today and indicated more rate hikes. "There's more of the doom and gloom from those folks and what they're going to do to the economy, because they're not so convinced they have inflation under control, and that's the macro play that's weighing on oil," said John Kilduff, partner at Again Capital LLC in New York. Oil prices were also struggling on the recent USD strength. WTI traded down \$1.51 or -1.6% to close at \$91.13. Brent traded down \$1.73 or -1.8% to close at \$96.19.

Crude & Product Markets

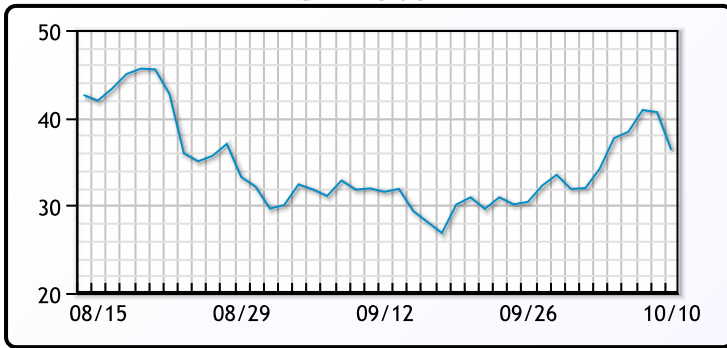


CRUDE			
	Last	Week Ago	Month Ago
ANS	97.93	91.63	94.44
BLS	96.33	88.38	91.29
LLS	93.98	86.08	89.09
Mid	93.08	85.58	88.59
WTI	91.13	83.63	86.79

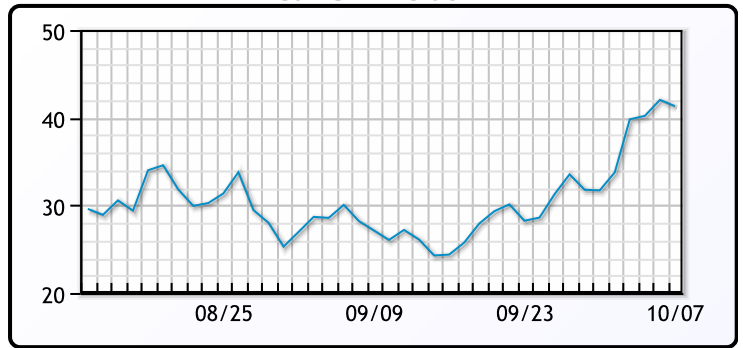
PRODUCTS			
	Last	Week Ago	Month Ago
Gulf RBOB	261.28	261.29	237.06
Gulf ULSD	395.35	349.16	352
NYH RBOB	273.28	264.79	254.31
NYH ULSD	430.47	354.41	360.62
USGC 3%	59.13	56.88	69.13



3-2-1 Crack



Gulf 3-2-1 Crack



NGLs

MB

	Last	Week Ago	Month Ago
Butane	102.25	99.375	111.25
IsoButane	116.25	115.375	143.25
Natural Gasoline	170	161.5	159.5
Propane	88	85.5	104

CONWAY

	Last	Week Ago	Month Ago
Butane	105	100.25	111.25
IsoButane	130	127.75	153
Natural Gasoline	173	163	163
Propane	88.625	85.375	105.75

MB NON

	Last	Week Ago	Month Ago
Butane	102.25	99.375	111.25
IsoButane	116.25	115.375	143.25
Natural Gasoline	170	161	159
Propane	88.5	86.13	104.75

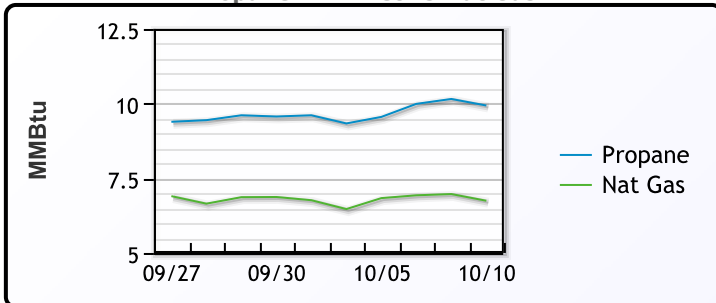
EDMONTON

	Last	Week Ago	Month Ago
Propane	71.5	72.5	90.38

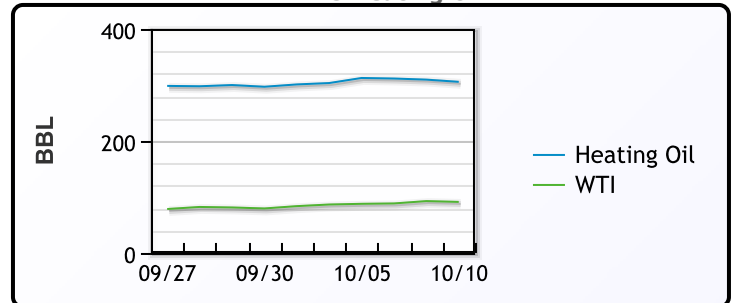
SARNIA

	Last	Week Ago	Month Ago
Propane	119	114.75	129.5

Propane MT.B Tet vs Nat Gas



WTI vs Heating Oil



FX

	Last	Change
CAD	1.3778	-0.0001
DXY	113.144	0.349
Gold	1668.37	-0.24

RATES

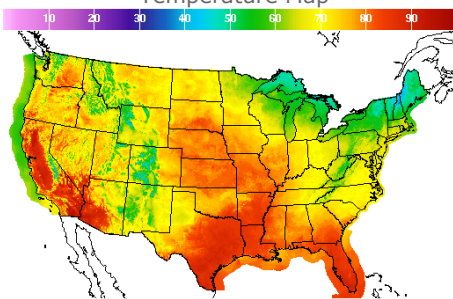
	Last	Change
US 2yr	4.3078	0
US 10yr	3.8814	0
CAN 10yr	3.385	0

EQUITIES

	Last	Change
Nasdaq	10542.1	-110.3
TSX	1122.551	-22.094
S&P 500	3612.39	-27.27

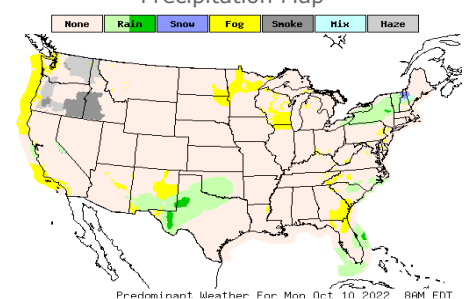
Weather Data

Temperature Map



City	HIGH °F	LOW °F
Calgary	71	45
Conway	70	40
Cushing	76	59
Denver	74	53
Houston	85	70
Mont Belvieu	83	64
Sarnia	59	46
Williston	73	50

Precipitation Map



This report has been prepared by PFL Petroleum Limited personnel for your information only and the views expressed are intended to provide market commentary and are not recommendations. This report is not an offer to sell or a solicitation of any offer to buy any security. The information contained herein has been compiled by PFL from sources believed to be reliable, but no representation or warranty, express or implied, is made by PFL Petroleum Limited, its affiliates or any other person as to its accuracy, completeness or correctness. Copyright 2017 PFL Petroleum Limited. All Rights Reserved