



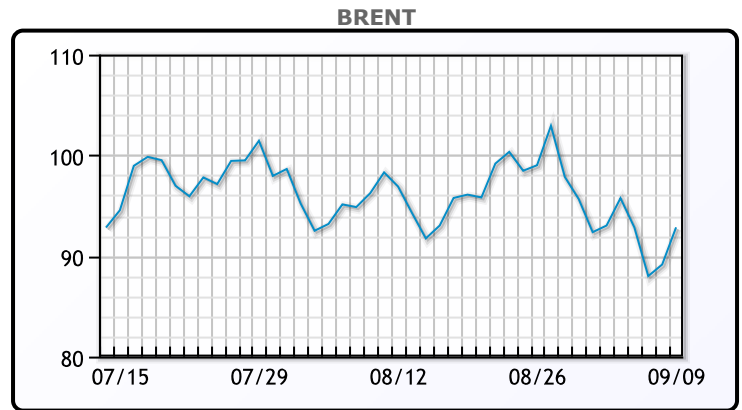
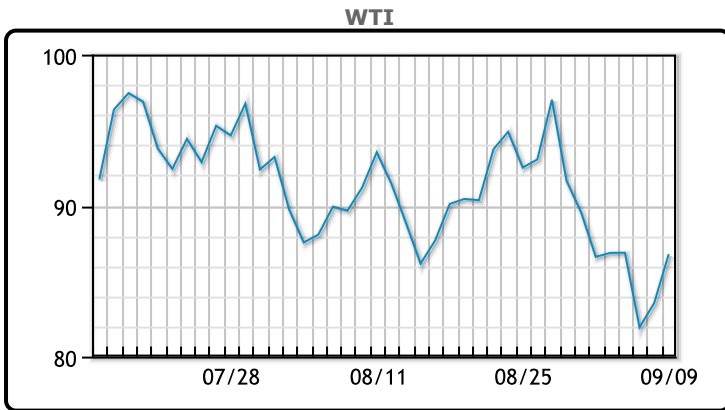
MARKET DAILY

<https://www.pflpetroleum.com>
 1865 Veterans Park Dr. Suite 303
 Naples, Florida 34109
 Phone: 239-390-2885
 Fax: 239-949-0611
 Sep 9, 2022 9:13 PM

Major Energy Futures		
	Settle	Change
Brent	92.84	3.69
Gas Oil	1085	-24.5
Natural Gas	7.996	0.073
RBOB	243.31	3.84
ULSD	357.87	-4.59
WTI	86.79	3.25

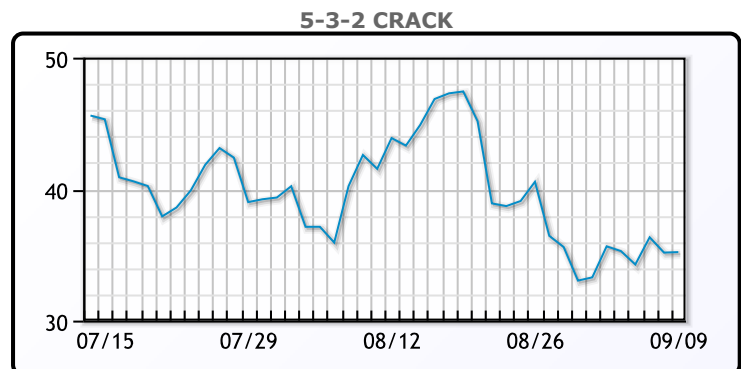
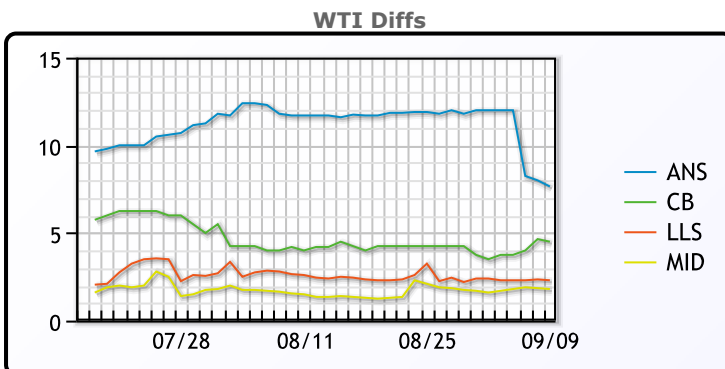
Market Commentary
 Oil prices rose today, buoyed by financial markets and supply cuts. Futures did still post a week or week slight decline after a few down sessions this week. "Over the coming months, the West will have to contend with the risk of losing Russian energy supplies and oil prices soaring," said Stephen Brennock of oil broker PVM. Putin has threatened to halt supplies to Europe while the G7 tries to limit Russia's export revenue. Central banks have continued to raise interest rates and the Fed is expected to do the same later this month. WTI traded up \$3.25 or 3.9% to close \$86.79. Brent traded up \$3.69 or 4.1% to close at \$92.84.

Crude & Product Markets



	Last	Week Ago	Month Ago
ANS	94.44	98.87	102.2
BLS	91.29	90.62	94.5
LLS	89.09	89.17	93.1
Mid	88.59	88.57	92
WTI	86.79	86.87	90.5

	Last	Week Ago	Month Ago
Gulf RBOB	237.06	241.24	274.52
Gulf ULSD	351.99	353.55	327.51
NYH RBOB	254.31	261.86	320.02
NYH ULSD	360.62	361.55	333.06
USGC 3%	69.13	74.38	83.63



3-2-1 Crack



Gulf 3-2-1 Crack



NGLs

MB

	Last	Week Ago	Month Ago
Butane	110.38	109.5	103
IsoButane	144.88	135.5	131.5
Natural Gasoline	159.5	159	174.5
Propane	104	108.25	105.75

CONWAY

	Last	Week Ago	Month Ago
Butane	108.75	117.25	116.5
IsoButane	150.25	152	140
Natural Gasoline	162	163.25	173
Propane	105.38	108.63	104.5

MB NON

	Last	Week Ago	Month Ago
Butane	110.88	119.5	118.5
IsoButane	144.88	135.5	131.5
Natural Gasoline	159	158.5	174.5
Propane	104.75	108.63	106.75

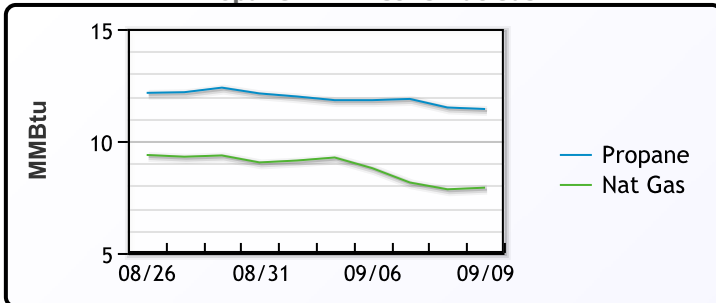
EDMONTON

	Last	Week Ago	Month Ago
Propane	90.38	94.63	89.5

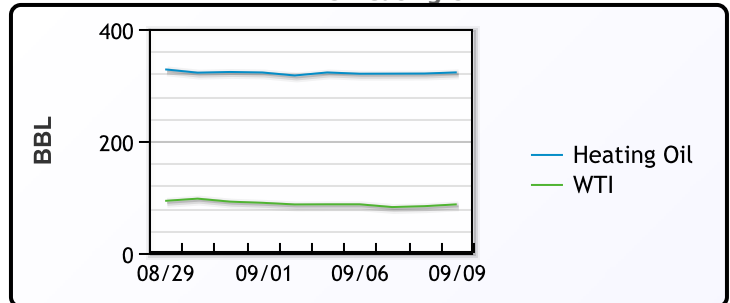
SARNIA

	Last	Week Ago	Month Ago
Propane	129.5	134	128.75

Propane MT.B Tet vs Nat Gas



WTI vs Heating Oil



FX

	Last	Change
CAD	1.3031	-0.0061
DXY	109.003	-0.704
Gold	1716.83	8.37

RATES

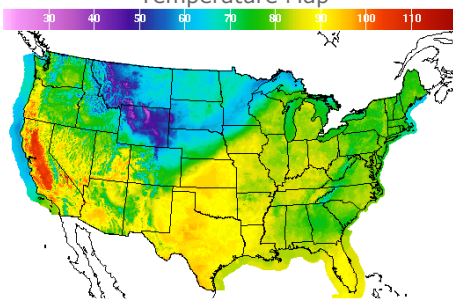
	Last	Change
US 2yr	3.5565	0.053
US 10yr	3.3097	-0.0073
CAN 10yr	3.133	-0.065

EQUITIES

	Last	Change
Nasdaq	12112.31	250.18
TSX	1196.214	22.171
S&P 500	4067.36	61.18

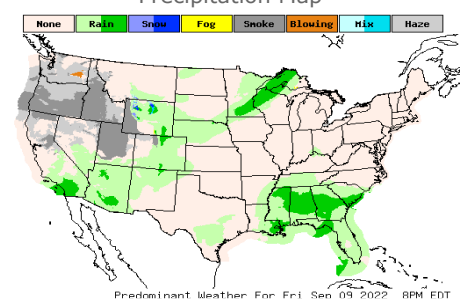
Weather Data

Temperature Map



City	HIGH °F	LOW °F
Calgary	61	41
Conway	69	53
Cushing	90	65
Denver	76	55
Houston	90	75
Mont Belvieu	85	71
Sarnia	81	56
Williston	64	49

Precipitation Map



This report has been prepared by PFL Petroleum Limited personnel for your information only and the views expressed are intended to provide market commentary and are not recommendations. This report is not an offer to sell or a solicitation of any offer to buy any security. The information contained herein has been compiled by PFL from sources believed to be reliable, but no representation or warranty, express or implied, is made by PFL Petroleum Limited, its affiliates or any other person as to its accuracy, completeness or correctness. Copyright 2017 PFL Petroleum Limited. All Rights Reserved