



MARKET DAILY

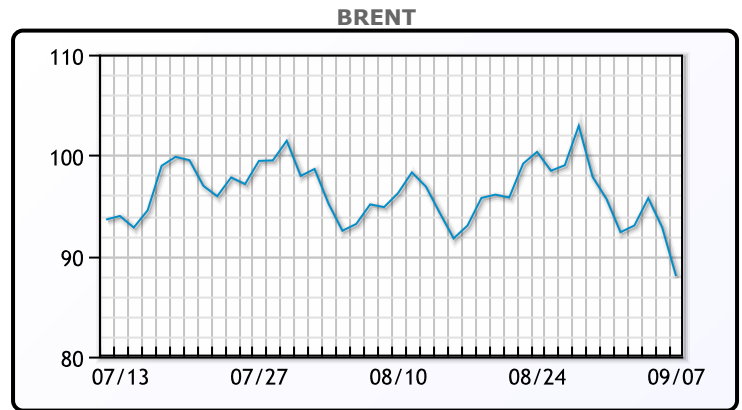
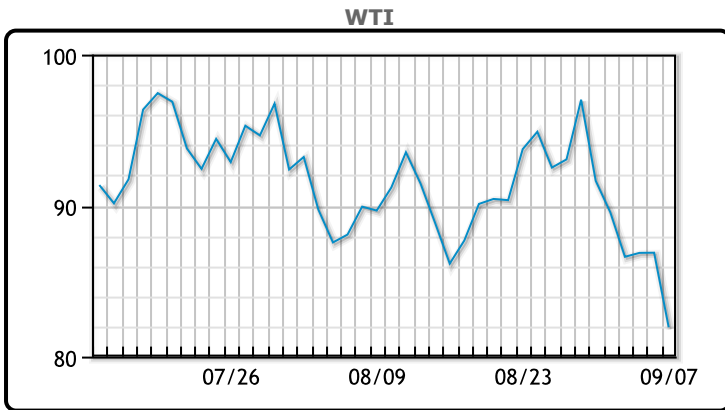
<https://www.pflpetroleum.com>
 1865 Veterans Park Dr. Suite 303
 Naples, Florida 34109
 Phone: 239-390-2885
 Fax: 239-949-0611
 Sep 7, 2022 8:45 PM

| Major Energy Futures | | |
|----------------------|--------|--------|
| | Settle | Change |
| Brent | 87.79 | -4.83 |
| Gas Oil | 1099.5 | 20.25 |
| Natural Gas | 7.842 | -0.303 |
| RBOB | 230.77 | -10.82 |
| ULSD | 358.6 | 1.22 |
| WTI | 81.94 | -4.94 |

Market Commentary

Oil prices sank today, with Brent settling below \$90 for the first time since the war in Ukraine. China's weak economic data and stringent zero-COVID policy added to demand concerns. Its crude oil imports in August fell 9.4% from a year earlier, customs data showed. More rate hikes are coming, with the ECB set to hike interest rates sharply on Thursday. Canada (expectedly) raised its rates to 14 year highs today and The Fed is expected to follow raise by another 50bps when it meets Sept 21. "Right now the market is basing its concerns about what will happen due to sharply higher energy prices in Europe, slowing demand in Europe, and interest rates rising," said Phil Flynn, an analyst at Price Futures Group. With the way this market is trading all eyes are on tomorrow's inventory report. WTI traded down \$4.94 or -5.7% to close at \$81.94. Brent traded down \$4.83 or -5.04% to close at \$87.79.

Crude & Product Markets

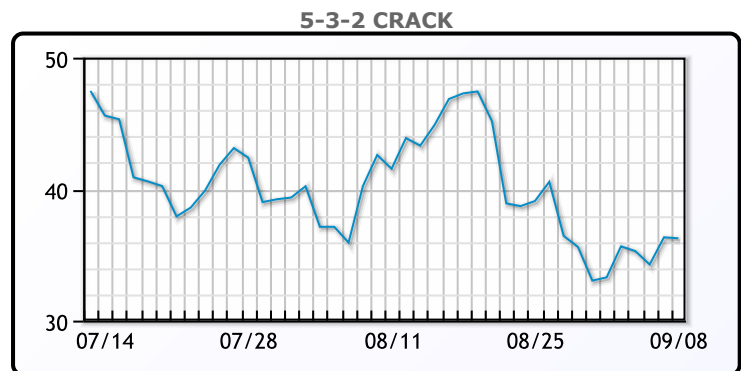
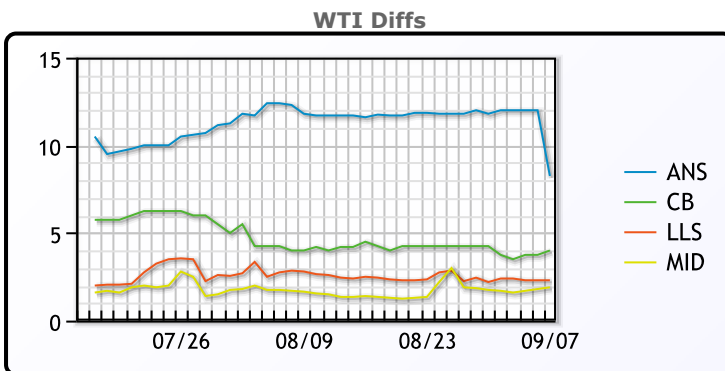


CRUDE

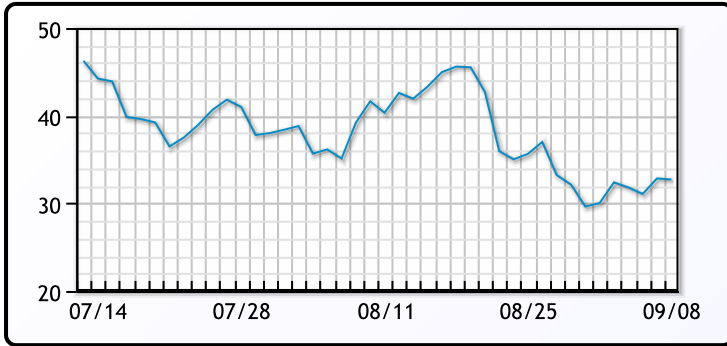
| | Last | Week Ago | Month Ago |
|-----|-------|----------|-----------|
| ANS | 90.19 | 101.55 | 100.81 |
| BLS | 85.94 | 93.3 | 93.01 |
| LLS | 84.24 | 91.95 | 91.81 |
| Mid | 83.84 | 91.25 | 90.66 |
| WTI | 81.94 | 89.55 | 89.01 |

PRODUCTS

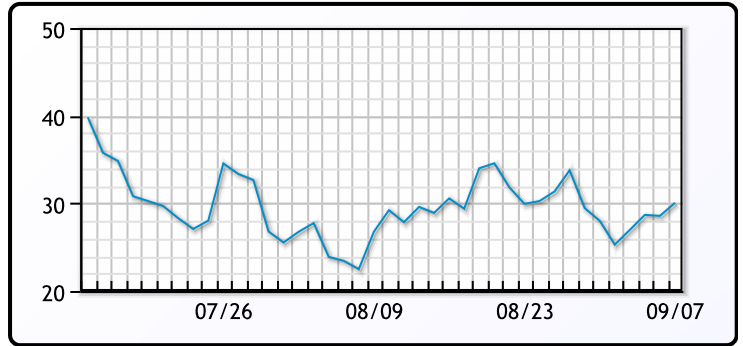
| | Last | Week Ago | Month Ago |
|-----------|--------|----------|-----------|
| Gulf RBOB | 225.77 | 232.83 | 265.56 |
| Gulf ULSD | 353.85 | 362.74 | 315.09 |
| NYH RBOB | 245.27 | 259.45 | 310.06 |
| NYH ULSD | 361.6 | 370.62 | 321.92 |
| USGC 3% | 65.88 | 75.38 | 82.13 |



3-2-1 Crack



Gulf 3-2-1 Crack



NGLs

MB

| | Last | Week Ago | Month Ago |
|------------------|--------|----------|-----------|
| Butane | 110.75 | 104.5 | 102.75 |
| IsoButane | 144.5 | 138.5 | 127.25 |
| Natural Gasoline | 151.5 | 161 | 171 |
| Propane | 105.25 | 109.75 | 106.5 |

MB NON

| | Last | Week Ago | Month Ago |
|------------------|--------|----------|-----------|
| Butane | 114.5 | 120.5 | 118.25 |
| IsoButane | 144.5 | 138.5 | 127.25 |
| Natural Gasoline | 151.25 | 159.5 | 171 |
| Propane | 105.5 | 110 | 107.63 |

CONWAY

| | Last | Week Ago | Month Ago |
|------------------|--------|----------|-----------|
| Butane | 114 | 117.75 | 116.5 |
| IsoButane | 154 | 146 | 144 |
| Natural Gasoline | 153.5 | 163.13 | 171.5 |
| Propane | 106.25 | 109.25 | 105.5 |

EDMONTON

| | Last | Week Ago | Month Ago |
|---------|-------|----------|-----------|
| Propane | 92.25 | 93.25 | 90.5 |

SARNIA

| | Last | Week Ago | Month Ago |
|---------|------|----------|-----------|
| Propane | 134 | 136 | 128.75 |

FX

| | Last | Change |
|------|---------|--------|
| CAD | 1.3133 | 0.0012 |
| DXY | 109.79 | -0.05 |
| Gold | 1716.35 | -2.02 |

RATES

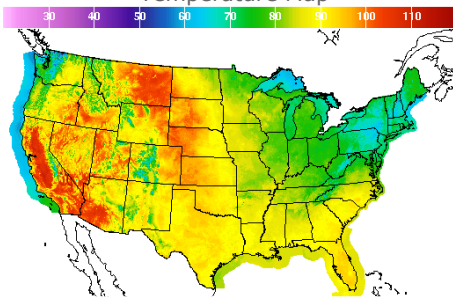
| | Last | Change |
|----------|--------|--------|
| US 2yr | 3.433 | 0.0021 |
| US 10yr | 3.2615 | -0.002 |
| CAN 10yr | 3.141 | -0.054 |

EQUITIES

| | Last | Change |
|---------|----------|--------|
| Nasdaq | 11791.9 | 246.99 |
| TSX | 1163.426 | 9.996 |
| S&P 500 | 3979.87 | 71.68 |

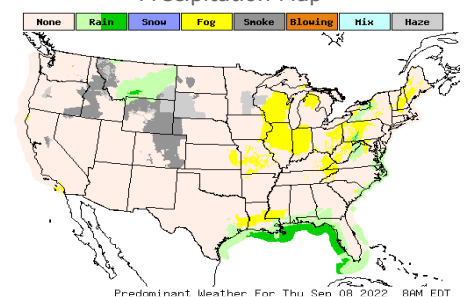
Weather Data

Temperature Map



| City | HIGH °F | LOW °F |
|--------------|---------|--------|
| Calgary | 85 | 54 |
| Conway | 84 | 57 |
| Cushing | 91 | 67 |
| Denver | 96 | 73 |
| Houston | 94 | 75 |
| Mont Belvieu | 89 | 73 |
| Sarnia | 73 | 54 |
| Williston | 99 | 59 |

Precipitation Map



This report has been prepared by PFL Petroleum Limited personnel for your information only and the views expressed are intended to provide market commentary and are not recommendations. This report is not an offer to sell or a solicitation of any offer to buy any security. The information contained herein has been compiled by PFL from sources believed to be reliable, but no representation or warranty, express or implied, is made by PFL Petroleum Limited, its affiliates or any other person as to its accuracy, completeness or correctness. Copyright 2017 PFL Petroleum Limited. All Rights Reserved