



# MARKET DAILY

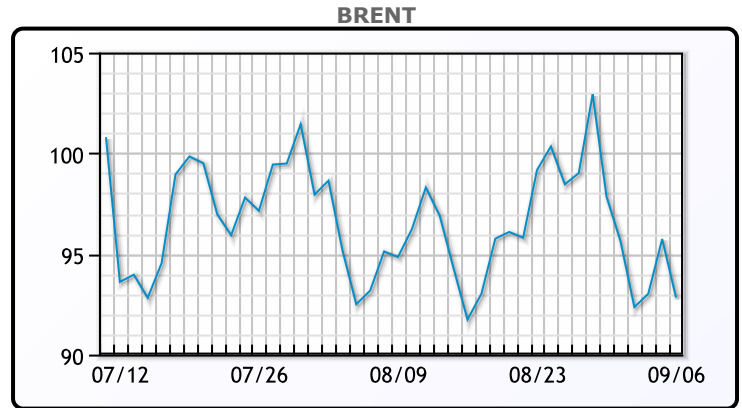
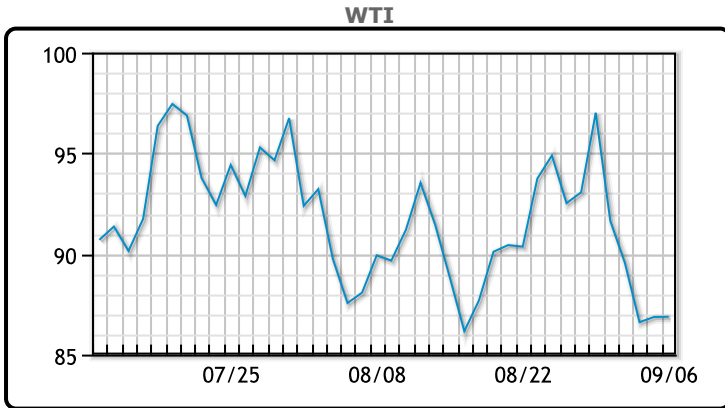
<https://www.pflpetroleum.com>  
 1865 Veterans Park Dr. Suite 303  
 Naples, Florida 34109  
 Phone: 239-390-2885  
 Fax: 239-949-0611  
 Sep 6, 2022 8:55 PM

| Major Energy Futures |         |        |
|----------------------|---------|--------|
|                      | Settle  | Change |
| Brent                | 92.83   | -2.91  |
| Gas Oil              | 1079.25 | -62.75 |
| Natural Gas          | 8.145   | -0.641 |
| RBOB                 | 241.59  | -4.77  |
| ULSD                 | 357.38  | -0.42  |
| WTI                  | 86.88   | 0.01   |

**Market Commentary**

Oil prices were lower today despite the announcement of OPEC+ production cuts. OPEC+ announced they will be cutting 100K/bpd from their October production cuts, but analysts have speculated this might not happen unless the parties agree to move forward on the Iran deal. The EU's foreign policy chief said he was less hopeful about a quick revival of the deal. "The OPEC+ news is now in the market and the focus has temporarily shifted to economic and inflationary concerns amongst which the two relevant factors are the extended COVID lockdowns in China and Thursday's ECB rate decision," said Tamas Varga of oil broker PVM. On that note China has eased some of its recent Covid-19 curbs. WTI traded up \$.01 from Friday's close to settle at \$86.88. Brent traded down \$2.91 or -3% to close at \$92.83.

## Crude & Product Markets

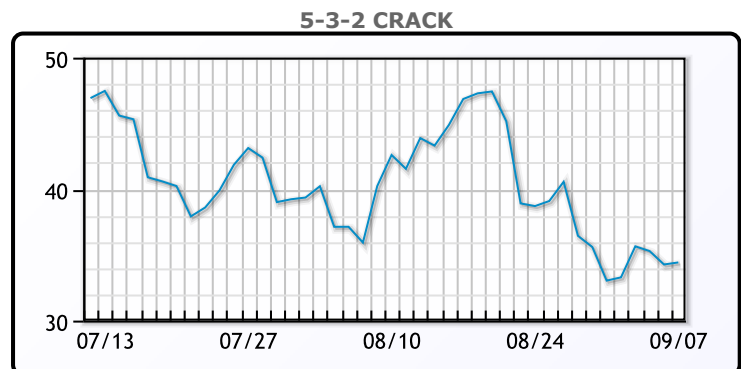
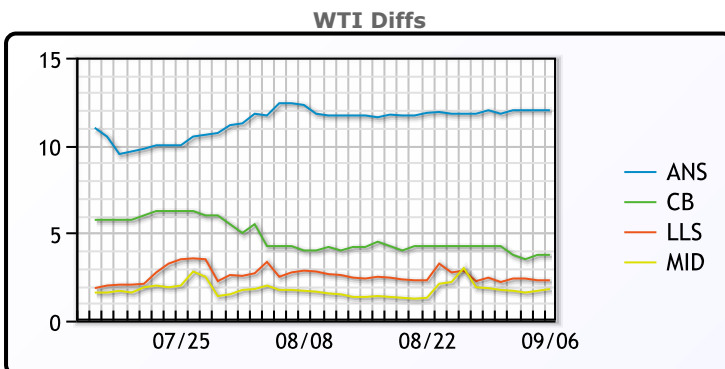


**CRUDE**

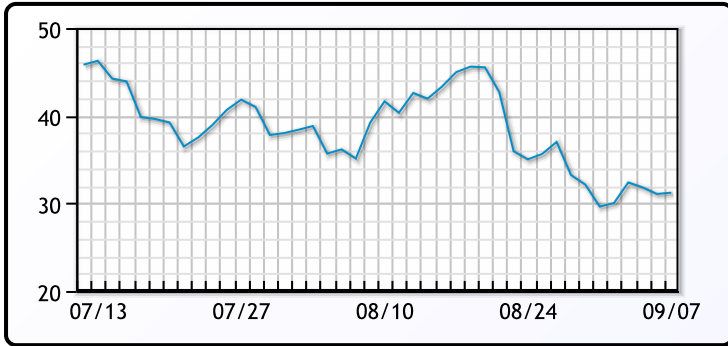
|     | Last  | Week Ago | Month Ago |
|-----|-------|----------|-----------|
| ANS | 98.88 | 103.44   | 100.81    |
| BLS | 90.63 | 95.89    | 93.01     |
| LLS | 89.18 | 93.84    | 91.81     |
| Mid | 88.68 | 93.39    | 90.66     |
| WTI | 86.88 | 91.64    | 89.01     |

**PRODUCTS**

|           | Last   | Week Ago | Month Ago |
|-----------|--------|----------|-----------|
| Gulf RBOB | 238.34 | 241.53   | 265.56    |
| Gulf ULSD | 353.26 | 374.28   | 315.09    |
| NYH RBOB  | 256.09 | 269.94   | 310.06    |
| NYH ULSD  | 360.88 | 381.71   | 321.92    |
| USGC 3%   | 72.88  | 78.88    | 82.13     |



**3-2-1 Crack**



**Gulf 3-2-1 Crack**



**NGLs**

**MB**

|                  | Last   | Week Ago | Month Ago |
|------------------|--------|----------|-----------|
| Butane           | 109.25 | 105.5    | 102.75    |
| IsoButane        | 138.5  | 139.5    | 127.25    |
| Natural Gasoline | 159    | 163      | 171       |
| Propane          | 108.75 | 111      | 106.5     |

**MB NON**

|                  | Last   | Week Ago | Month Ago |
|------------------|--------|----------|-----------|
| Butane           | 119.25 | 121.5    | 118.25    |
| IsoButane        | 138.5  | 139.5    | 127.25    |
| Natural Gasoline | 158.75 | 162.5    | 171       |
| Propane          | 109.5  | 111.25   | 107.63    |

**CONWAY**

|                  | Last   | Week Ago | Month Ago |
|------------------|--------|----------|-----------|
| Butane           | 116.5  | 120      | 116.5     |
| IsoButane        | 154    | 147.5    | 144       |
| Natural Gasoline | 162    | 169.5    | 171.5     |
| Propane          | 109.13 | 110.25   | 105.5     |


**EDMONTON**

|         | Last  | Week Ago | Month Ago |
|---------|-------|----------|-----------|
| Propane | 95.13 | 94.13    | 90.5      |

**SARNIA**

|         | Last | Week Ago | Month Ago |
|---------|------|----------|-----------|
| Propane | 134  | 136      | 128.75    |

**FRAC SPREAD**



**WTI vs NGL**

**FX**

|      | Last    | Change |
|------|---------|--------|
| CAD  | 1.3175  | 0.0022 |
| DXY  | 110.46  | 0.246  |
| Gold | 1696.87 | -5.27  |

**RATES**

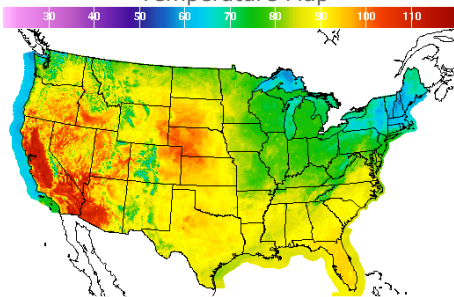
|          | Last   | Change |
|----------|--------|--------|
| US 2yr   | 3.5091 | 0.0062 |
| US 10yr  | 3.3473 | -0.002 |
| CAN 10yr | 3.195  | 0.106  |

**EQUITIES**

|         | Last     | Change  |
|---------|----------|---------|
| Nasdaq  | 11544.91 | -85.95  |
| TSX     | 1153.43  | -11.448 |
| S&P 500 | 3908.19  | -16.07  |

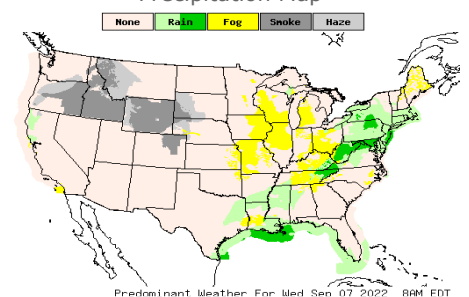
**Weather Data**

**Temperature Map**



| City         | HIGH °F | LOW °F |
|--------------|---------|--------|
| Calgary      | 72      | 45     |
| Conway       | 81      | 60     |
| Cushing      | 92      | 66     |
| Denver       | 95      | 73     |
| Houston      | 89      | 74     |
| Mont Belvieu | 85      | 73     |
| Sarnia       | 73      | 60     |
| Williston    | 81      | 61     |

**Precipitation Map**



This report has been prepared by PFL Petroleum Limited personnel for your information only and the views expressed are intended to provide market commentary and are not recommendations. This report is not an offer to sell or a solicitation of any offer to buy any security. The information contained herein has been compiled by PFL from sources believed to be reliable, but no representation or warranty, express or implied, is made by PFL Petroleum Limited, its affiliates or any other person as to its accuracy, completeness or correctness. Copyright 2017 PFL Petroleum Limited. All Rights Reserved