



# MARKET DAILY

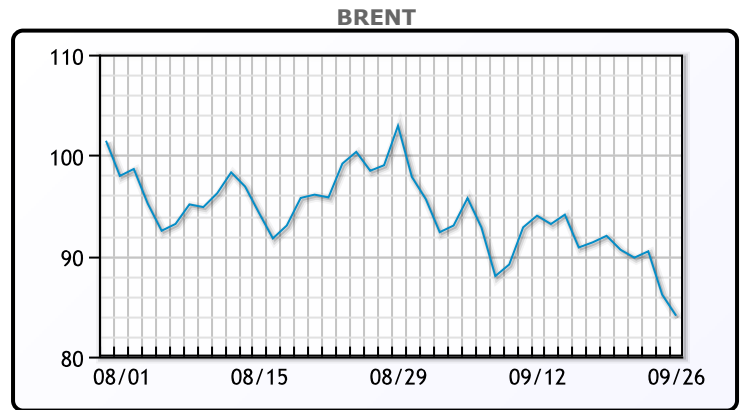
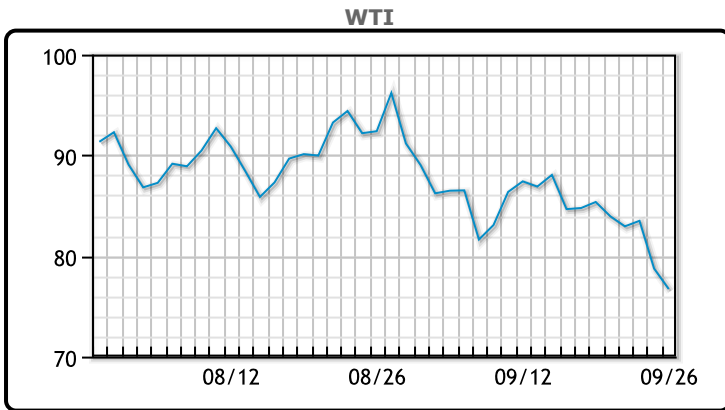
<https://www.pflpetroleum.com>  
 1865 Veterans Park Dr. Suite 303  
 Naples, Florida 34109  
 Phone: 239-390-2885  
 Fax: 239-949-0611  
 Sep 26, 2022 8:14 PM

Major Energy Futures		
	Settle	Change
Brent	84.06	-2.09
Gas Oil	934.25	-28.75
Natural Gas	6.903	0.075
RBOB	238.42	0.12
ULSD	312.91	-10.8
WTI	76.71	-2.06

**Market Commentary**

Oil prices fell \$2 per barrel on Monday, settling at nine-month lows primarily due to a strong U.S. dollar. U.S. West Texas Intermediate (WTI) crude for November delivery dropped by \$2.06 per barrel (-2.3%) to settle at \$76.71 per barrel its lowest since January 6th. Meanwhile Brent crude futures for November settled down \$2.09 per barrel (-2.4%) to US\$84.06 per barrel. On the supply side ahead of Hurricane Ian expected to make landfall somewhere in Florida some produces in the Gulf are evacuating and shutting in platforms in the Gulf including BP and Chevron as a preemptive safety measure.

## Crude & Product Markets

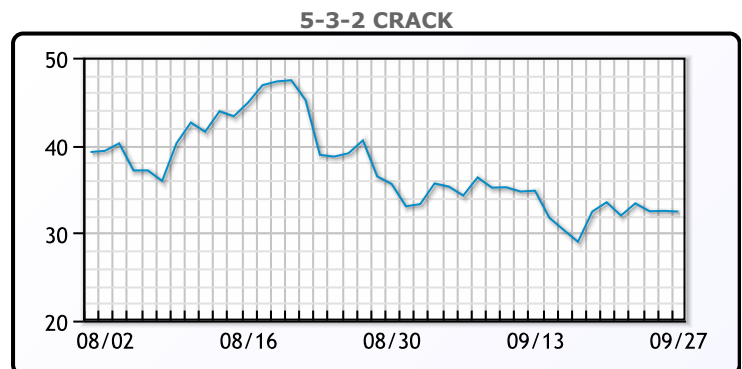
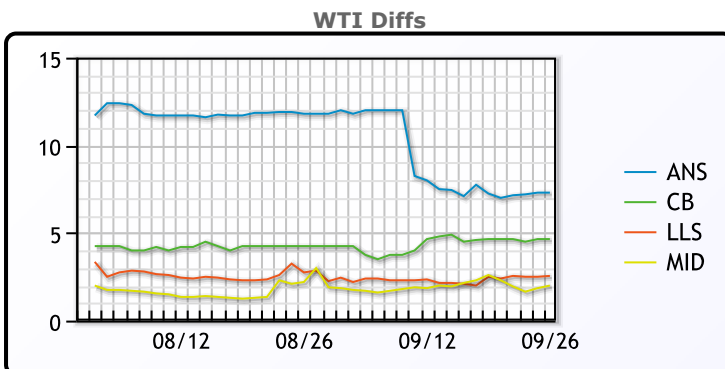


**CRUDE**

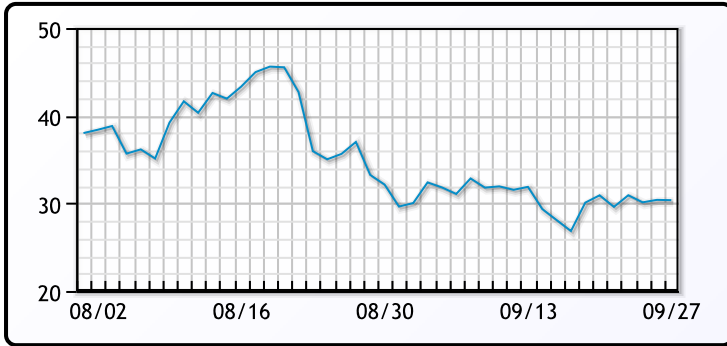
	Last	Week Ago	Month Ago
ANS	84.01	92.98	104.86
BLS	81.36	90.38	97.31
LLS	79.26	88.23	95.31
Mid	78.71	88.33	94.96
WTI	76.71	85.73	93.06

**PRODUCTS**

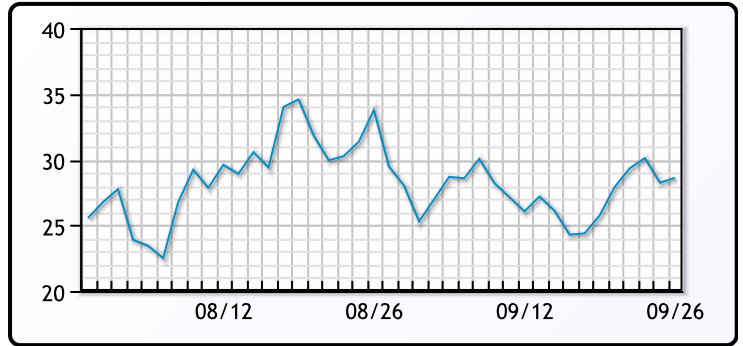
	Last	Week Ago	Month Ago
Gulf RBOB	234.38	242.41	256.74
Gulf ULSD	303.52	324.93	390.77
NYH RBOB	240.17	247.16	285.88
NYH ULSD	314.41	332.33	401.01
USGC 3%	55.88	62.13	80.63



3-2-1 Crack



Gulf 3-2-1 Crack



NGLs

MB

	Last	Week Ago	Month Ago
Butane	91.75	107.13	105.5
IsoButane	129.75	139.63	141
Natural Gasoline	147.75	160.25	170.75
Propane	85.88	101.25	111.5

CONWAY

	Last	Week Ago	Month Ago
Butane	91.5	104.5	121.25
IsoButane	136.5	146	160
Natural Gasoline	149	165.75	179.5
Propane	87.25	102.25	110.88

MB NON

	Last	Week Ago	Month Ago
Butane	94.75	107.63	122
IsoButane	129.75	139.63	141
Natural Gasoline	147	160	170.5
Propane	87.75	101.5	111.75

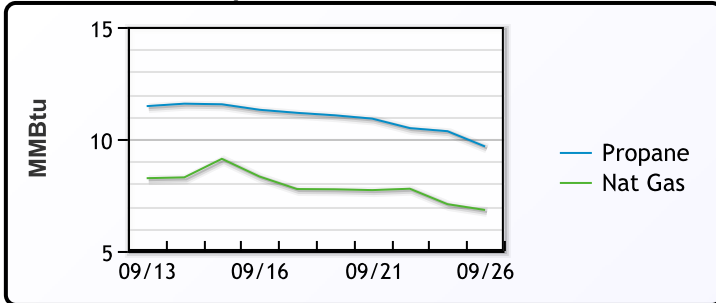
EDMONTON

	Last	Week Ago	Month Ago
Propane	65.25	89.75	94.88

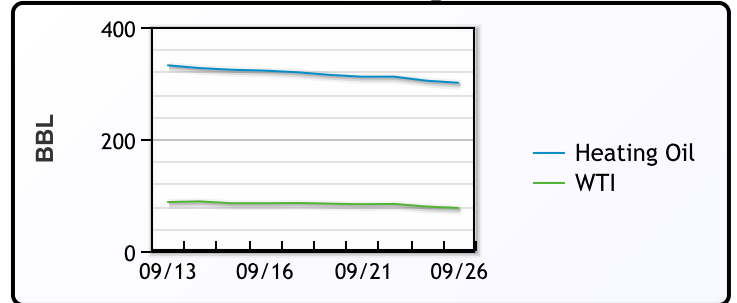
SARNIA

	Last	Week Ago	Month Ago
Propane	121.25	128.25	136

Propane MT.B Tet vs Nat Gas



WTI vs Heating Oil



FX

	Last	Change
CAD	1.3697	-0.0038
DXY	113.895	-0.208
Gold	1630.2	7.84

RATES

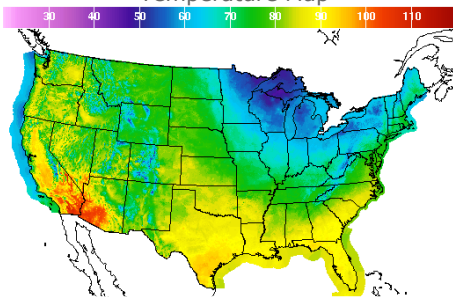
	Last	Change
US 2yr	4.3138	-0.0268
US 10yr	3.8797	-0.0447
CAN 10yr	3.228	0.156

EQUITIES

	Last	Change
Nasdaq	10802.92	-65.01
TSX	1114.61	-7.999
S&P 500	3655.04	-38.19

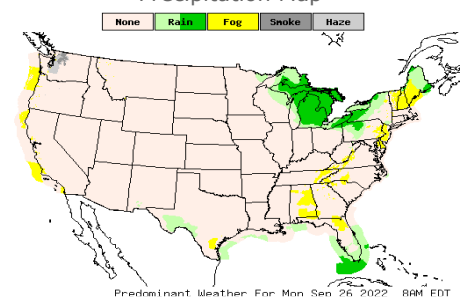
Weather Data

Temperature Map



City	HIGH °F	LOW °F
Calgary	76	50
Conway	63	46
Cushing	85	58
Denver	80	59
Houston	94	79
Mont Belvieu	91	75
Sarnia	57	48
Williston	75	52

Precipitation Map



This report has been prepared by PFL Petroleum Limited personnel for your information only and the views expressed are intended to provide market commentary and are not recommendations. This report is not an offer to sell or a solicitation of any offer to buy any security. The information contained herein has been compiled by PFL from sources believed to be reliable, but no representation or warranty, express or implied, is made by PFL Petroleum Limited, its affiliates or any other person as to its accuracy, completeness or correctness. Copyright 2017 PFL Petroleum Limited. All Rights Reserved