



MARKET DAILY

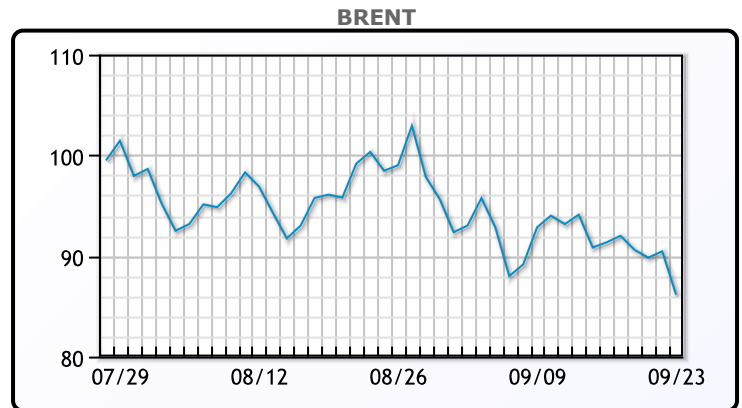
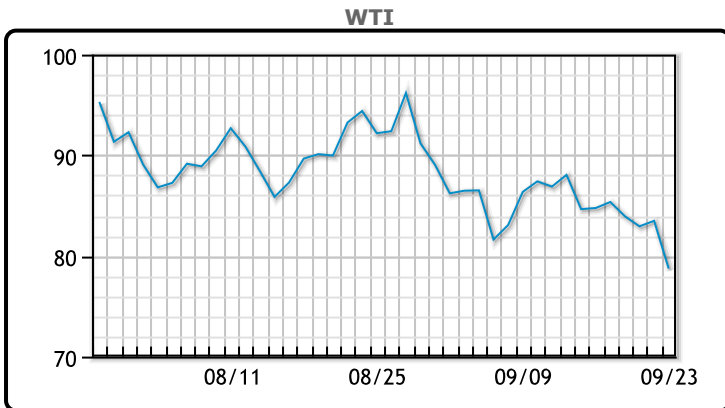
<https://www.pflpetroleum.com>
 1865 Veterans Park Dr. Suite 303
 Naples, Florida 34109
 Phone: 239-390-2885
 Fax: 239-949-0611
 Sep 23, 2022 8:08 PM

Major Energy Futures		
	Settle	Change
Brent	86.15	-4.31
Gas Oil	963	39
Natural Gas	6.828	-0.69
RBOB	238.3	2.92
ULSD	323.71	7.77
WTI	78.74	-4.75

Market Commentary

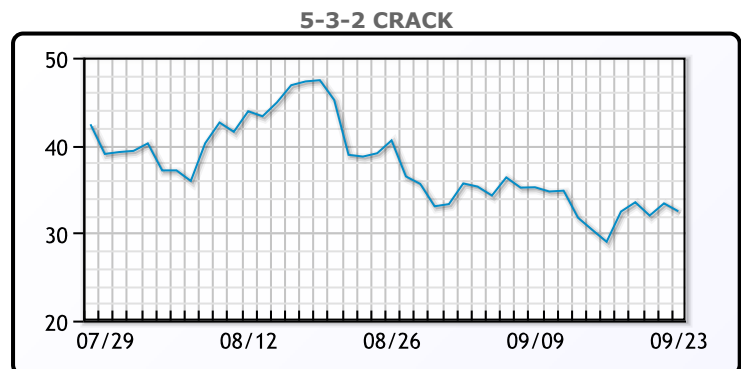
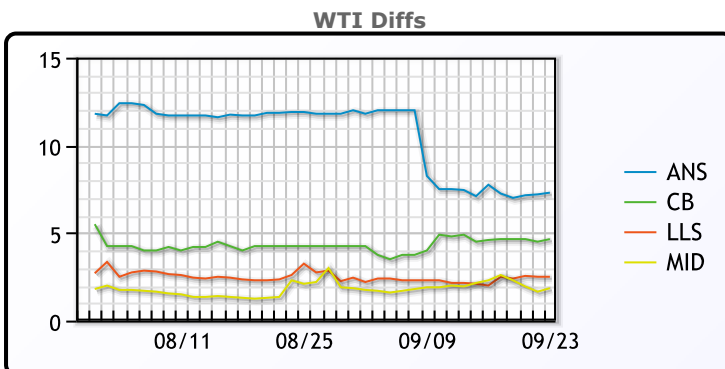
Oil prices plunged today, down to 8 month lows as the USD traded to the highest level in more than 20 years. Worries are mounting that rising interest rates will tip major economies into a recession and hurt oil demand. This is the fourth week in a row that both benchmarks have declined and are at their lowest levels since January. The Fed hikes rates this week by 75bps, and indicating more rates hike would be coming for longer. "Oil tanks as global growth concerns hit panic mode given a chorus of central bank commitments to fight inflation. It seems central banks are poised to remain aggressive with rate hikes and that will weaken both economic activity and the short-term crude demand outlook," aid Edward Moya from OANDA. Gas markets were also down today surprisingly despite further escalations by Russia against Ukraine. WTI traded down \$4.75 or -5.7% to close at \$78.74. Brent traded down \$4.31 or -4.8% to close at \$86.15.

Crude & Product Markets



CRUDE			
	Last	Week Ago	Month Ago
ANS	86.54	92.86	106.29
BLS	83.89	89.71	98.64
LLS	81.74	87.11	97.64
Mid	81.09	87.41	96.49
WTI	79.24	85.11	94.39

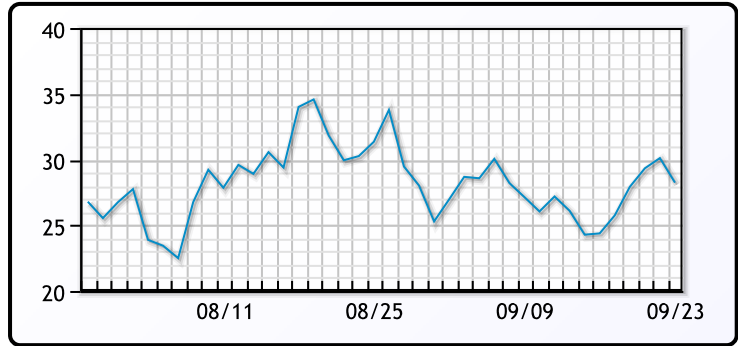
PRODUCTS			
	Last	Week Ago	Month Ago
Gulf RBOB	233.94	238.19	261.8
Gulf ULSD	313.88	310.63	377.57
NYH RBOB	239.93	241.82	295.05
NYH ULSD	325.46	317.63	384.32
USGC 3%	57.88	63.38	80.88



3-2-1 Crack



Gulf 3-2-1 Crack



NGLs

MB

	Last	Week Ago	Month Ago
Butane	92.38	107.88	108.5
IsoButane	127.88	137.69	165
Natural Gasoline	151.75	159	176
Propane	88.5	102.25	112.38

CONWAY

	Last	Week Ago	Month Ago
Butane	95.63	104.75	122.25
IsoButane	136.5	145.5	180
Natural Gasoline	158	162.5	178
Propane	89.75	103	111.63

MB NON

	Last	Week Ago	Month Ago
Butane	95.88	108.88	125
IsoButane	127.88	137.69	165
Natural Gasoline	151.25	159	176
Propane	88.75	102.5	112.63

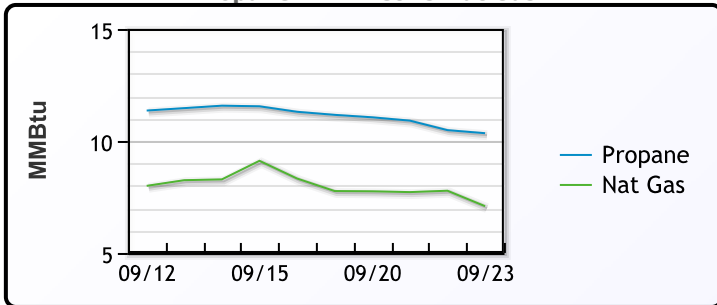
EDMONTON

	Last	Week Ago	Month Ago
Propane	77.5	90.5	95.63

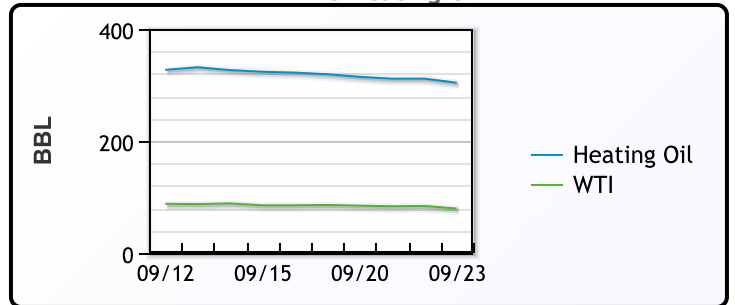
SARNIA

	Last	Week Ago	Month Ago
Propane	121.25	129.5	132.5

Propane MT.B Tet vs Nat Gas



WTI vs Heating Oil



FX

	Last	Change
CAD	1.3592	0.0105
DXY	113.192	1.839
Gold	1643.94	-27.28

RATES

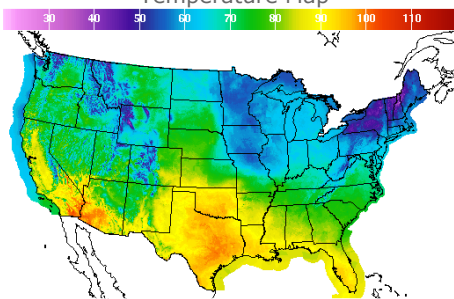
	Last	Change
US 2yr	4.2011	0.0789
US 10yr	3.6846	-0.0292
CAN 10yr	3.072	-0.051

EQUITIES

	Last	Change
Nasdaq	10867.93	-198.87
TSX	1122.609	-30.213
S&P 500	3693.23	-64.76

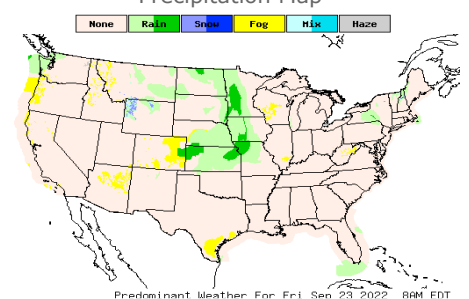
Weather Data

Temperature Map



City	HIGH °F	LOW °F
Calgary	68	46
Conway	67	47
Cushing	95	56
Denver	81	58
Houston	97	80
Mont Belvieu	92	76
Sarnia	62	45
Williston	64	49

Precipitation Map



This report has been prepared by PFL Petroleum Limited personnel for your information only and the views expressed are intended to provide market commentary and are not recommendations. This report is not an offer to sell or a solicitation of any offer to buy any security. The information contained herein has been compiled by PFL from sources believed to be reliable, but no representation or warranty, express or implied, is made by PFL Petroleum Limited, its affiliates or any other person as to its accuracy, completeness or correctness. Copyright 2017 PFL Petroleum Limited. All Rights Reserved