



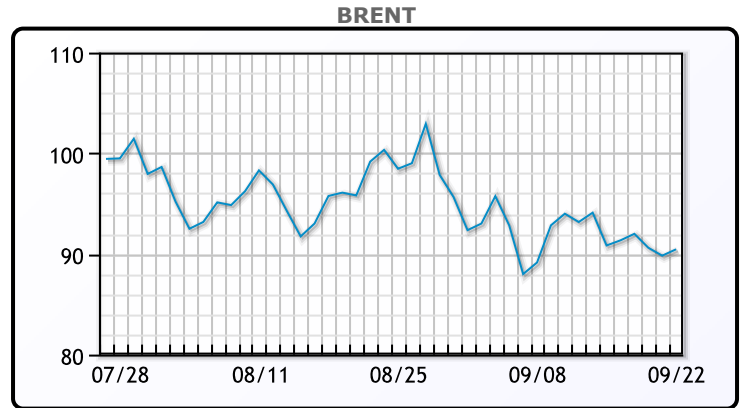
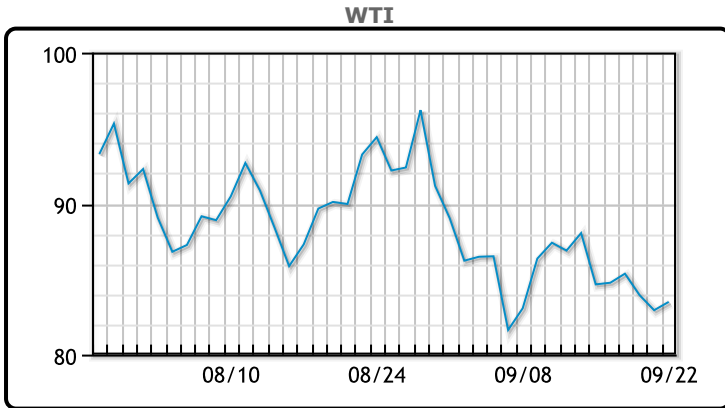
MARKET DAILY

<https://www.pflpetroleum.com>
 1865 Veterans Park Dr. Suite 303
 Naples, Florida 34109
 Phone: 239-390-2885
 Fax: 239-949-0611
 Sep 22, 2022 7:31 PM

Major Energy Futures		
	Settle	Change
Brent	90.46	0.63
Gas Oil	1006.25	-9
Natural Gas	7.089	-0.69
RBOB	251.57	2.92
ULSD	341.15	7.77
WTI	83.49	0.55

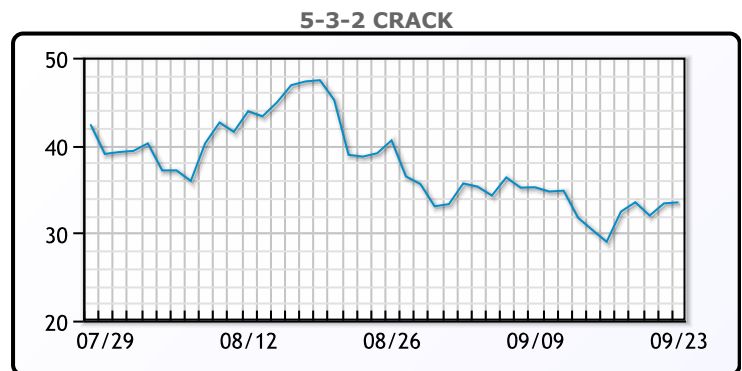
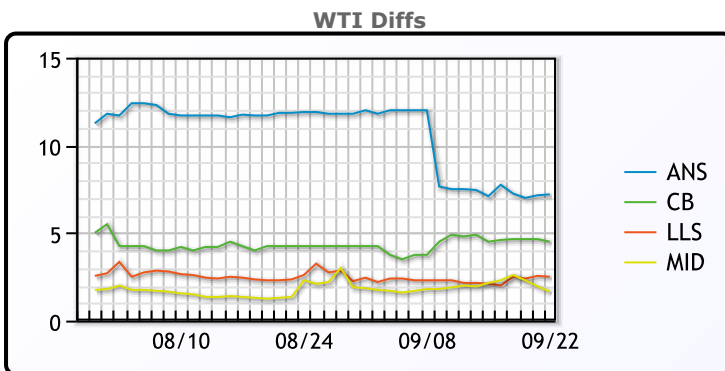
Market Commentary
 Oil prices were higher today but paired some gains later in the day. Crude demand in China is rebounding after being hurt by strict Covid restrictions over the last few months. There are also more concerns of Russian supply as tensions between Russia and Ukraine continue to escalate. Russia is pushing ahead with its biggest conscription since WW2 in what it calls a "partial mobilization" but some people within the country have called a full mobilization. Putin's bellicose rhetoric is what's propping up this market," said John Kilduff, partner at Again Capital LLC in New York. Germany agreed to nationalize natural gas company Uniper while the British government said it would cap wholesale electricity and gas costs for businesses. WTI traded up \$.55 or .7% to close at \$83.49. Brent traded up \$.63 or .7% to close at \$90.46.

Crude & Product Markets



CRUDE			
	Last	Week Ago	Month Ago
ANS	91.14	92.2	102.13
BLS	88.44	89.6	94.48
LLS	86.44	87.2	92.83
Mid	85.59	87.25	92.53
WTI	83.94	85.1	90.23

PRODUCTS			
	Last	Week Ago	Month Ago
Gulf RBOB	245.91	238.12	256.12
Gulf ULSD	333.02	313.27	371.37
NYH RBOB	253.32	244.12	292.62
NYH ULSD	342.77	320.87	378
USGC 3%	61.63	63.13	78.13



3-2-1 Crack



Gulf 3-2-1 Crack



NGLs

MB

	Last	Week Ago	Month Ago
Butane	99.5	109.75	112.5
IsoButane	135.5	139.13	160.75
Natural Gasoline	159.75	157.5	171.5
Propane	94.75	103.5	110.38

CONWAY

	Last	Week Ago	Month Ago
Butane	103	106.13	120
IsoButane	145	144.75	164
Natural Gasoline	163	163	170
Propane	96	104.25	109.5

MB NON

	Last	Week Ago	Month Ago
Butane	103.5	109.25	122.75
IsoButane	135.5	139.13	160.75
Natural Gasoline	159.25	157.5	171.5
Propane	95	103.75	110.63

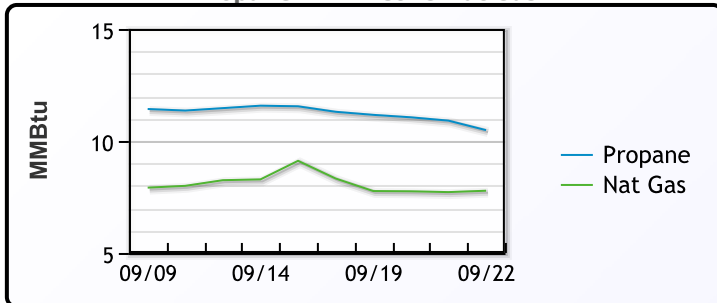
EDMONTON

	Last	Week Ago	Month Ago
Propane	84	91.75	93.5

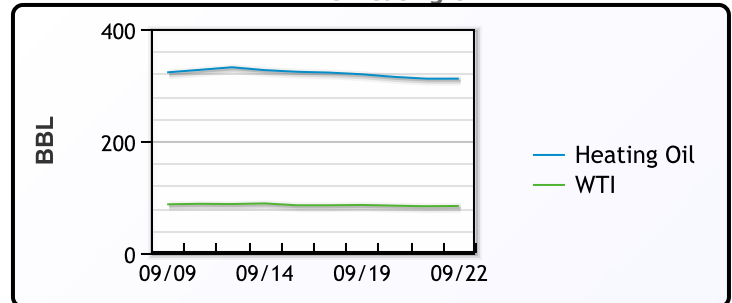
SARNIA

	Last	Week Ago	Month Ago
Propane	126.5	130.25	131.25

Propane MT.B Tet vs Nat Gas



WTI vs Heating Oil



FX

	Last	Change
CAD	1.3479	-0.0008
DXY	111.353	0.711
Gold	1672.14	0.92

RATES

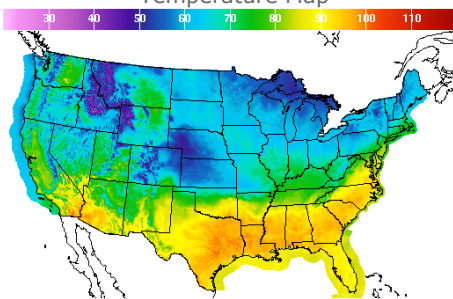
	Last	Change
US 2yr	4.1222	0.0738
US 10yr	3.7138	0.1839
CAN 10yr	3.123	0.086

EQUITIES

	Last	Change
Nasdaq	11066.8	-153.39
TSX	1152.822	-7.709
S&P 500	3757.99	-31.94

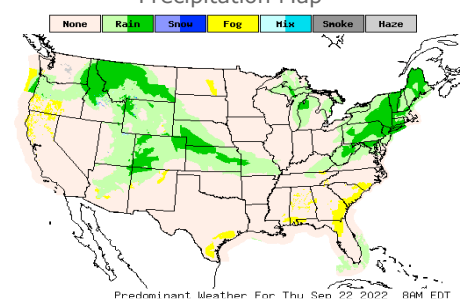
Weather Data

Temperature Map



City	HIGH °F	LOW °F
Calgary	62	42
Conway	59	39
Cushing	77	59
Denver	66	52
Houston	97	78
Mont Belvieu	94	75
Sarnia	62	51
Williston	64	41

Precipitation Map



This report has been prepared by PFL Petroleum Limited personnel for your information only and the views expressed are intended to provide market commentary and are not recommendations. This report is not an offer to sell or a solicitation of any offer to buy any security. The information contained herein has been compiled by PFL from sources believed to be reliable, but no representation or warranty, express or implied, is made by PFL Petroleum Limited, its affiliates or any other person as to its accuracy, completeness or correctness. Copyright 2017 PFL Petroleum Limited. All Rights Reserved