



MARKET DAILY

<https://www.pflpetroleum.com>
 1865 Veterans Park Dr. Suite 303
 Naples, Florida 34109
 Phone: 239-390-2885
 Fax: 239-949-0611
 Sep 20, 2022 7:54 PM

Major Energy Futures		
	Settle	Change
Brent	90.62	-1.38
Gas Oil	976.25	10
Natural Gas	7.717	-0.035
RBOB	244.78	-1.63
ULSD	337.22	6.14
WTI	84.45	-1.28

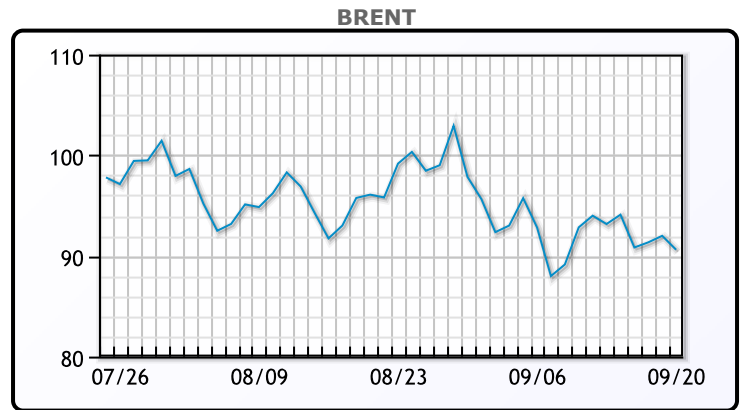
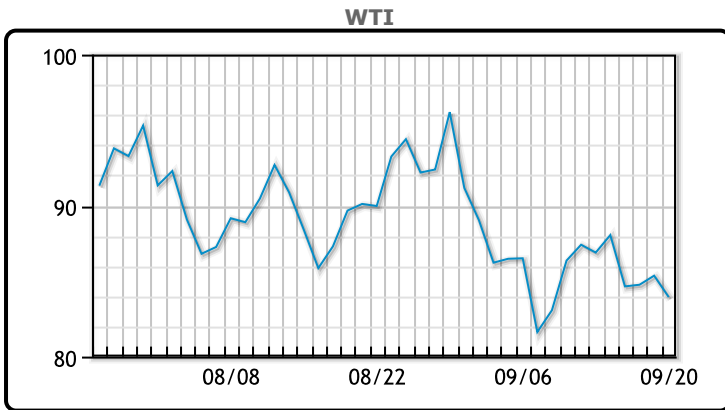
Market Commentary

Oil prices dropped again today on the back of a strong dollar and Fed interest-rate hikes designed to quell inflation. The U.S. Federal Reserve is likely to raise interest rates by another 75 basis points on tomorrow to rein in inflation. Those expectations are weighing on equities, which often move in tandem with oil prices.

WTI closed below \$85 dollars per barrel closing at \$84.45 per barrel, down -\$1.28 per barrel on the day of its expiration (October Delivery). The more active November contract settled down -\$1.42 per barrel to settle at \$83.94 per barrel. Brent crude futures settled down -\$1.38 per barrel, (-1.5%), to settle at US\$90.62 per barrel.

Both Brent and WTI are on track for their worst quarterly drops in percentage terms since the beginning of the COVID. Expect some volatility in the markets again tomorrow. Have a great evening!

Crude & Product Markets

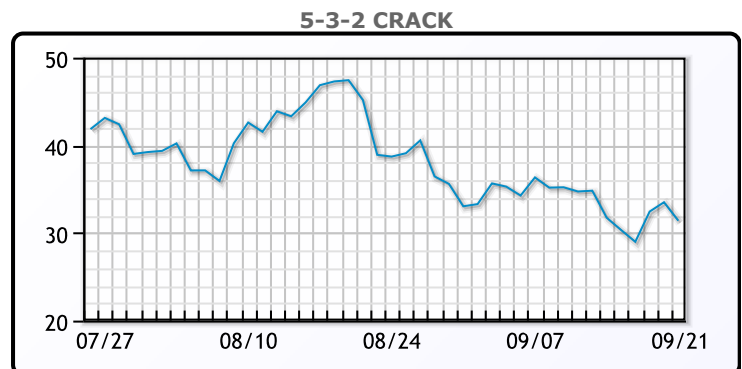
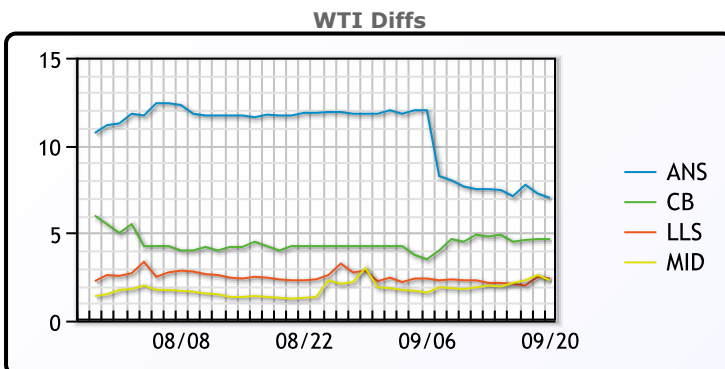


CRUDE

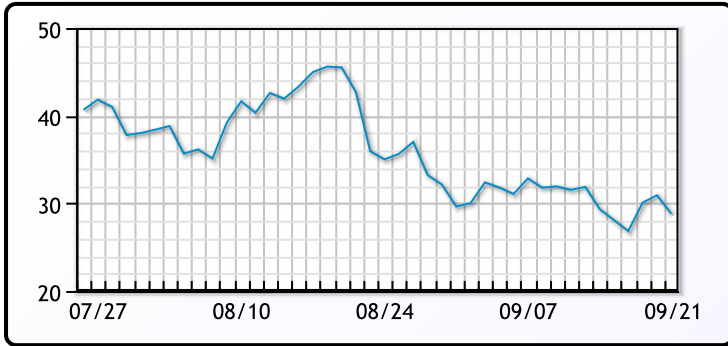
	Last	Week Ago	Month Ago
ANS	91.45	94.81	102.62
BLS	89.1	92.11	95.02
LLS	86.85	89.46	93.12
Mid	86.75	89.31	92.12
WTI	84.45	87.31	90.77

PRODUCTS

	Last	Week Ago	Month Ago
Gulf RBOB	241.91	242.29	267.12
Gulf ULSD	330.6	348.13	363.9
NYH RBOB	245.16	248.91	311.5
NYH ULSD	338.85	357.76	370.05
USGC 3%	60.38	67.38	78.13



3-2-1 Crack



Gulf 3-2-1 Crack



NGLs

MB

	Last	Week Ago	Month Ago
Butane	106.38	110	113.75
IsoButane	139.38	142.5	153.75
Natural Gasoline	159.75	160.75	173.5
Propane	99.88	106	110.5

CONWAY

	Last	Week Ago	Month Ago
Butane	102.75	107	121.5
IsoButane	144	152	162
Natural Gasoline	159.5	163	179
Propane	101.5	106.63	109.5

MB NON

	Last	Week Ago	Month Ago
Butane	107.38	110.5	123.75
IsoButane	139.38	142.5	153.75
Natural Gasoline	159.5	160.5	173.75
Propane	100.13	106.25	110.63

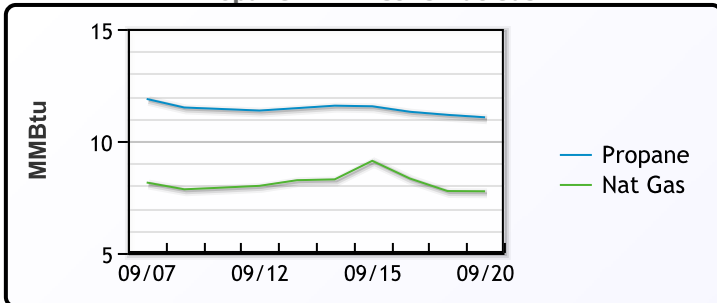
EDMONTON

	Last	Week Ago	Month Ago
Propane	88.5	93.63	93.5

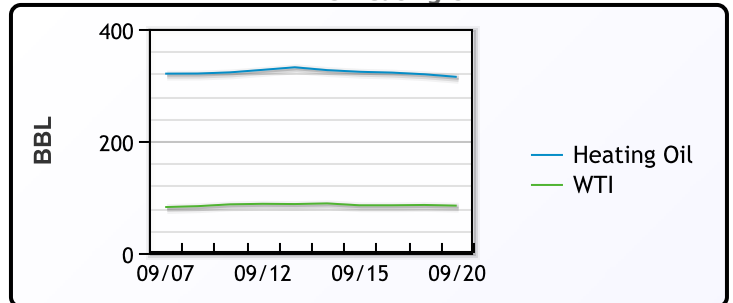
SARNIA

	Last	Week Ago	Month Ago
Propane	126.75	129.5	126.75

Propane MT.B Tet vs Nat Gas



WTI vs Heating Oil



FX

	Last	Change
CAD	1.3367	0.0002
DXY	110.215	0.478
Gold	1666.42	1.53

RATES

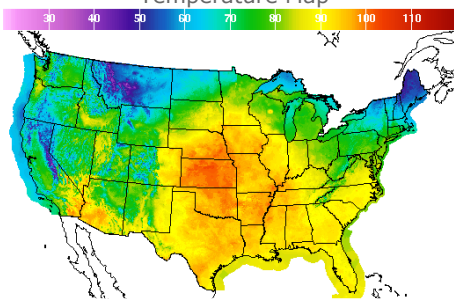
	Last	Change
US 2yr	3.9665	0.0307
US 10yr	3.563	0.0725
CAN 10yr	3.102	-0.041

EQUITIES

	Last	Change
Nasdaq	11425.05	-109.97
TSX	1172.642	-10.591
S&P 500	3855.93	-43.96

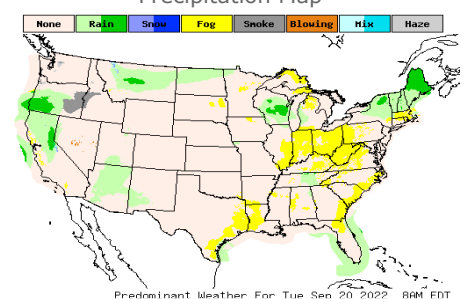
Weather Data

Temperature Map



City	HIGH °F	LOW °F
Calgary	57	35
Conway	71	58
Cushing	99	71
Denver	88	67
Houston	93	77
Mont Belvieu	91	75
Sarnia	80	57
Williston	69	52

Precipitation Map



This report has been prepared by PFL Petroleum Limited personnel for your information only and the views expressed are intended to provide market commentary and are not recommendations. This report is not an offer to sell or a solicitation of any offer to buy any security. The information contained herein has been compiled by PFL from sources believed to be reliable, but no representation or warranty, express or implied, is made by PFL Petroleum Limited, its affiliates or any other person as to its accuracy, completeness or correctness. Copyright 2017 PFL Petroleum Limited. All Rights Reserved