



MARKET DAILY

<https://www.pflpetroleum.com>
 1865 Veterans Park Dr. Suite 303
 Naples, Florida 34109
 Phone: 239-390-2885
 Fax: 239-949-0611
 Sep 19, 2022 7:51 PM

| Major Energy Futures | | |
|----------------------|--------|--------|
| | Settle | Change |
| Brent | 92 | 0.65 |
| Gas Oil | 963 | 29.75 |
| Natural Gas | 7.752 | -0.012 |
| RBOB | 246.41 | 4.84 |
| ULSD | 331.08 | 13.83 |
| WTI | 85.73 | 0.62 |

Market Commentary

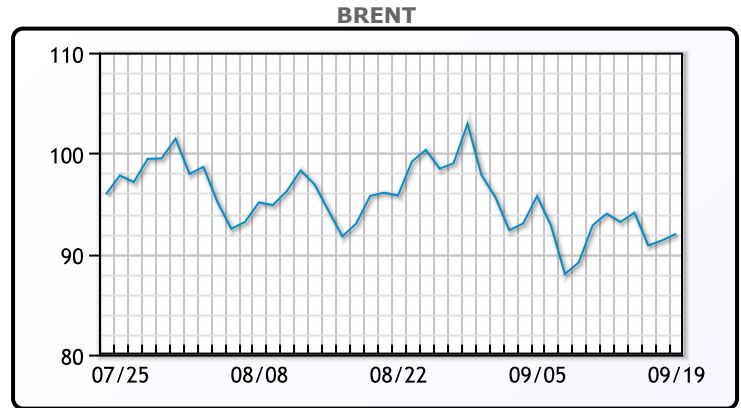
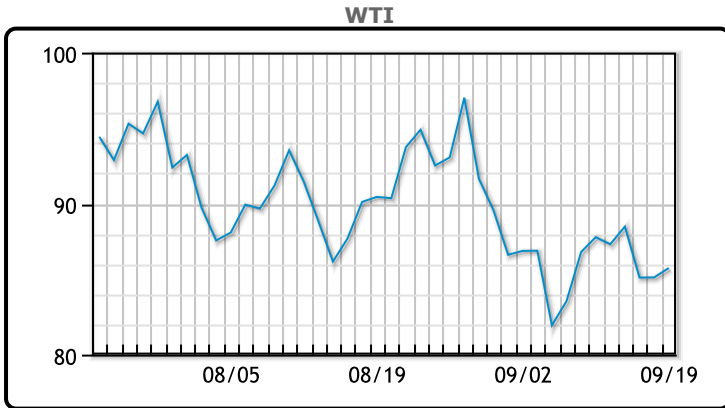
Oil prices closed higher today as OPEC+ failed to hit its own production target by 3.53 million barrels per day for August.

It was an extremely volatile trading session but at the end of the day Brent crude for November delivery closed up 65 cents per barrel (+ 0.7%) at \$92 per barrel. U.S. West Texas Intermediate (WTI) for October was up 62 cents to close out the trading session at \$85.73 per barrel (+0.7%).

For today supply fears outweighed potential demand destruction. In addition, a strong U.S. dollar and rising interest rates by the Fed weighed heavily on the market.

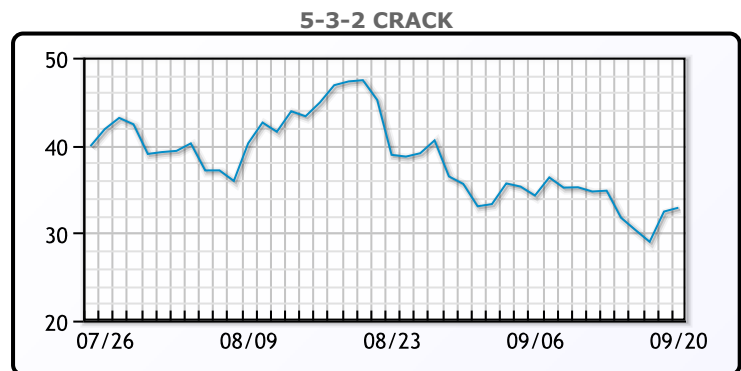
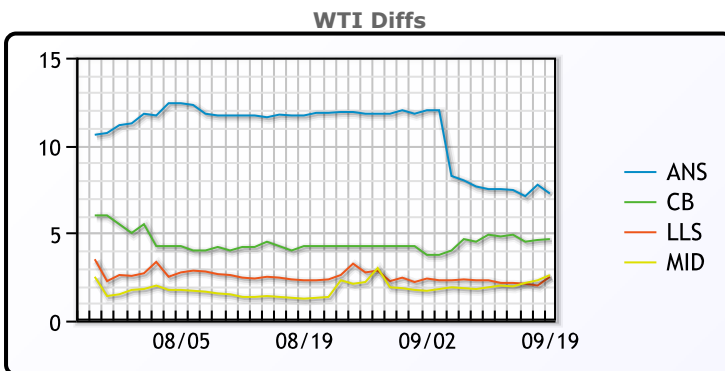
Canadian markets and markets around the world were closed today in observance of the Queens funeral. More to report tomorrow - we predict more volatility! Have a great evening.

Crude & Product Markets

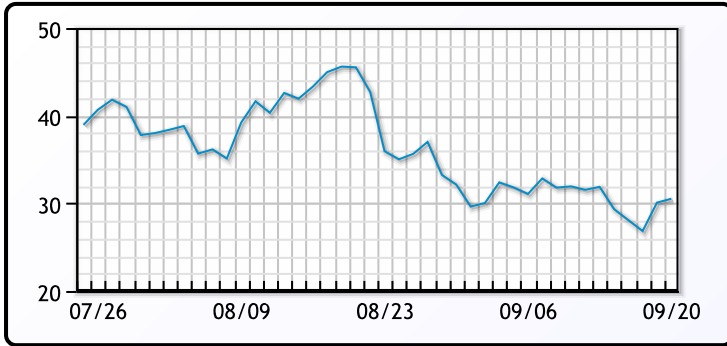


| CRUDE | | | |
|-------|-------|----------|-----------|
| | Last | Week Ago | Month Ago |
| ANS | 92.98 | 95.28 | 102.62 |
| BLS | 90.38 | 92.68 | 95.02 |
| LLS | 88.23 | 90.08 | 93.12 |
| Mid | 88.33 | 89.68 | 92.12 |
| WTI | 85.73 | 87.78 | 90.77 |

| PRODUCTS | | | |
|-----------|--------|----------|-----------|
| | Last | Week Ago | Month Ago |
| Gulf RBOB | 242.41 | 239.98 | 267.12 |
| Gulf ULSD | 324.93 | 354.06 | 363.9 |
| NYH RBOB | 247.16 | 252.23 | 311.5 |
| NYH ULSD | 332.33 | 363.94 | 370.05 |
| USGC 3% | 62.13 | 69.63 | 78.13 |



3-2-1 Crack



Gulf 3-2-1 Crack



NGLs

MB

| | Last | Week Ago | Month Ago |
|------------------|--------|----------|-----------|
| Butane | 107.13 | 110.38 | 113.75 |
| IsoButane | 139.63 | 144.88 | 153.75 |
| Natural Gasoline | 160.25 | 161.5 | 173.5 |
| Propane | 101.25 | 105 | 110.5 |

CONWAY

| | Last | Week Ago | Month Ago |
|------------------|--------|----------|-----------|
| Butane | 104.5 | 109 | 121.5 |
| IsoButane | 146 | 153 | 162 |
| Natural Gasoline | 165.75 | 163 | 179 |
| Propane | 102.25 | 106.5 | 109.5 |

MB NON

| | Last | Week Ago | Month Ago |
|------------------|--------|----------|-----------|
| Butane | 107.63 | 110.88 | 123.75 |
| IsoButane | 139.63 | 144.88 | 153.75 |
| Natural Gasoline | 160 | 161 | 173.75 |
| Propane | 101.5 | 105.25 | 110.63 |

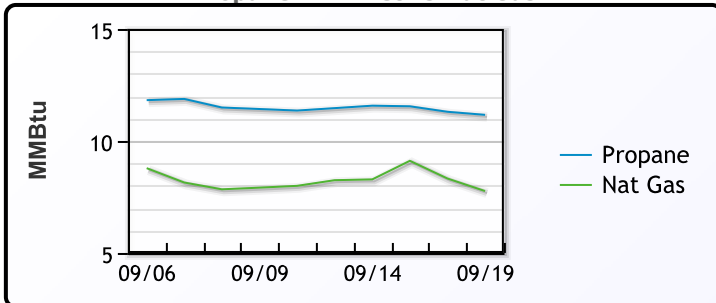
EDMONTON

| | Last | Week Ago | Month Ago |
|---------|-------|----------|-----------|
| Propane | 89.75 | 91.5 | 93.5 |

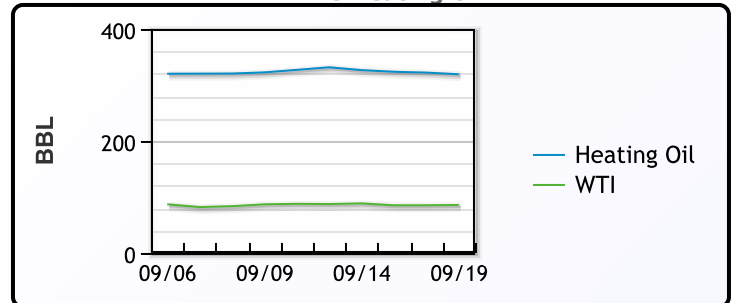
SARNIA

| | Last | Week Ago | Month Ago |
|---------|--------|----------|-----------|
| Propane | 128.25 | 129.5 | 126.75 |

Propane MT.B Tet vs Nat Gas



WTI vs Heating Oil



FX

| | Last | Change |
|------|---------|---------|
| CAD | 1.3247 | -0.0004 |
| DXY | 109.737 | -0.027 |
| Gold | 1675.06 | -0.78 |

RATES

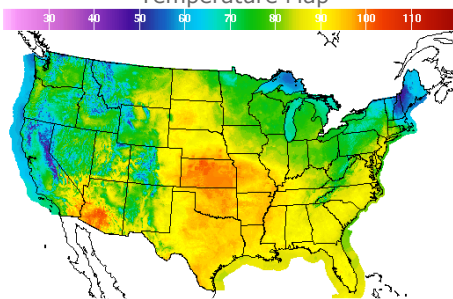
| | Last | Change |
|----------|--------|--------|
| US 2yr | 3.9358 | 0.0687 |
| US 10yr | 3.4905 | 0.0411 |
| CAN 10yr | 3.143 | 0.004 |

EQUITIES

| | Last | Change |
|---------|----------|--------|
| Nasdaq | 11535.02 | 86.62 |
| TSX | 1183.233 | 10.609 |
| S&P 500 | 3899.89 | 26.56 |

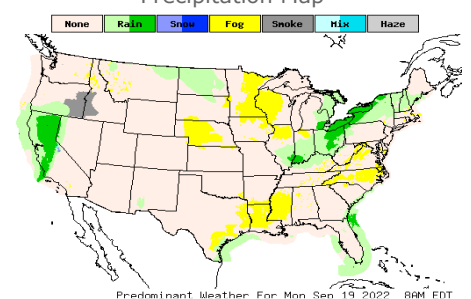
Weather Data

Temperature Map



| City | HIGH °F | LOW °F |
|--------------|---------|--------|
| Calgary | 52 | 38 |
| Conway | 79 | 57 |
| Cushing | 100 | 71 |
| Denver | 87 | 64 |
| Houston | 93 | 78 |
| Mont Belvieu | 89 | 76 |
| Sarnia | 77 | 63 |
| Williston | 86 | 58 |

Precipitation Map



This report has been prepared by PFL Petroleum Limited personnel for your information only and the views expressed are intended to provide market commentary and are not recommendations. This report is not an offer to sell or a solicitation of any offer to buy any security. The information contained herein has been compiled by PFL from sources believed to be reliable, but no representation or warranty, express or implied, is made by PFL Petroleum Limited, its affiliates or any other person as to its accuracy, completeness or correctness. Copyright 2017 PFL Petroleum Limited. All Rights Reserved