



MARKET DAILY

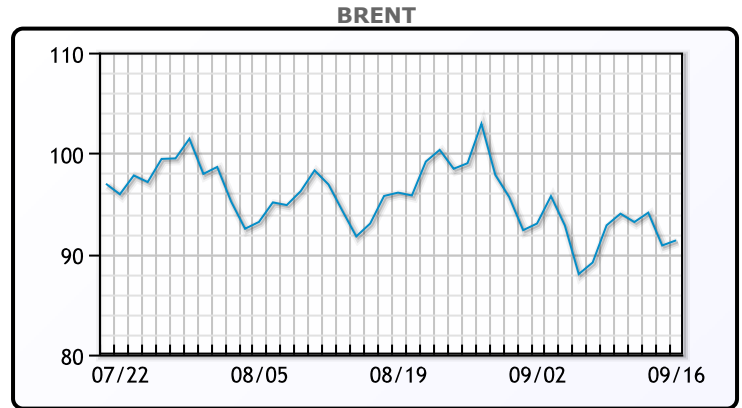
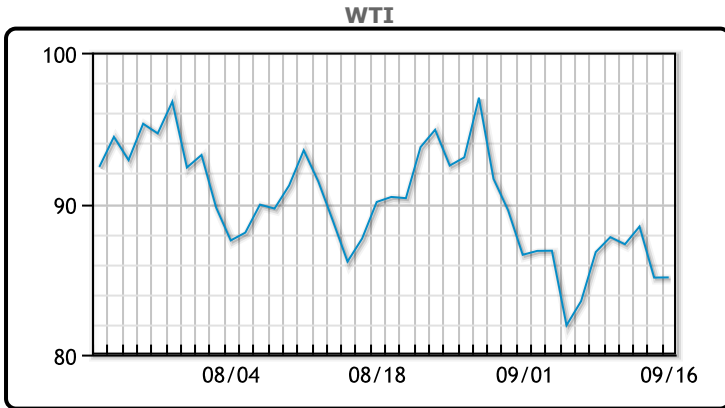
<https://www.pflpetroleum.com>
 1865 Veterans Park Dr. Suite 303
 Naples, Florida 34109
 Phone: 239-390-2885
 Fax: 239-949-0611
 Sep 16, 2022 8:28 PM

Major Energy Futures		
	Settle	Change
Brent	91.35	0.51
Gas Oil	953	-68.25
Natural Gas	7.764	-0.79
RBOB	241.57	-9.58
ULSD	317.25	-17.37
WTI	85.11	0.01

Market Commentary

Oil prices rose slightly today but remained down week over week headed into next week's meeting of the Federal Reserve with the dollar already strong. Both benchmarks were down 2% on the week. The market is on edge with fears that hefty interest rate hikes would curb global economic demand and strengthen the dollar. "The increasing likelihood of global recession, as underscored by the recent renewed downturn in equities could continue to provide a limiter of upside (oil) price possibilities into next month and possibly beyond," Jim Ritterbusch of Ritterbusch and Associates said in a note. WTI traded up \$.01 or .01% to close at \$85.11. Brent traded up \$.51 or .56% to close at \$91.35.

Crude & Product Markets

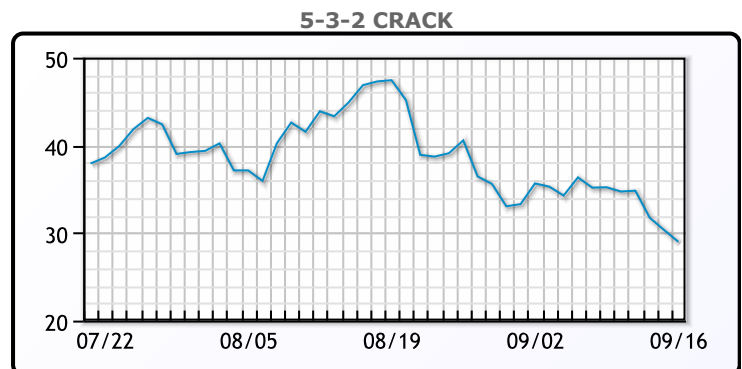
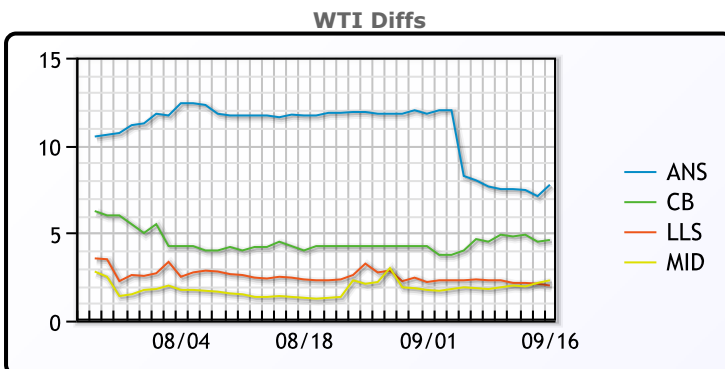


CRUDE

	Last	Week Ago	Month Ago
ANS	92.86	94.44	98.23
BLS	89.71	91.29	90.53
LLS	87.11	89.09	88.88
Mid	87.41	88.59	87.83
WTI	85.11	86.79	86.53

PRODUCTS

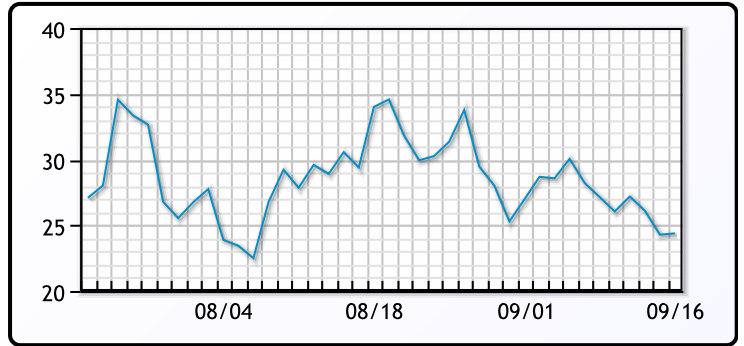
	Last	Week Ago	Month Ago
Gulf RBOB	238.19	237.06	269.57
Gulf ULSD	310.63	352	342.14
NYH RBOB	241.82	254.31	308.07
NYH ULSD	317.63	360.62	348.27
USGC 3%	63.38	69.13	77.13



3-2-1 Crack



Gulf 3-2-1 Crack



NGLs

MB

	Last	Week Ago	Month Ago
Butane	107.88	110.38	106.5
IsoButane	137.69	144.88	148
Natural Gasoline	159	159.5	165
Propane	102.25	104	105

CONWAY

	Last	Week Ago	Month Ago
Butane	104.75	108.75	116
IsoButane	145.5	150.25	160
Natural Gasoline	162.5	162	170
Propane	103	105.38	104.13

MB NON

	Last	Week Ago	Month Ago
Butane	108.88	110.88	118
IsoButane	137.69	144.88	148
Natural Gasoline	159	159	165.5
Propane	102.5	104.75	105.75

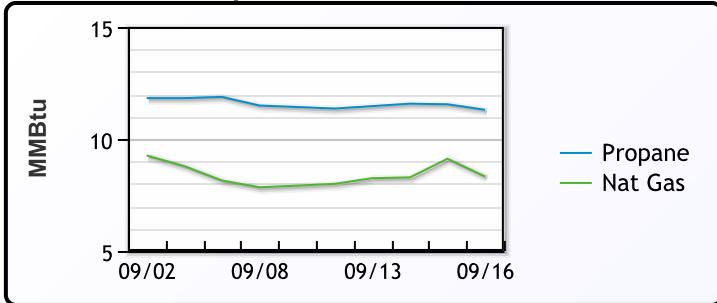
EDMONTON

	Last	Week Ago	Month Ago
Propane	90.5	90.38	88

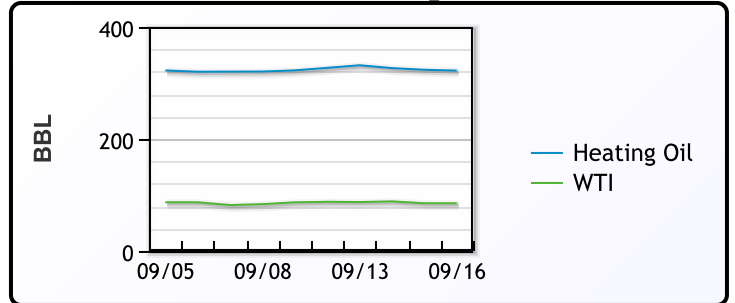
SARNIA

	Last	Week Ago	Month Ago
Propane	129.5	129.5	128.75

Propane MT.B Tet vs Nat Gas



WTI vs Heating Oil



FX

	Last	Change
CAD	1.3264	0.0037
DXY	109.764	0.025
Gold	1675.06	9.95

RATES

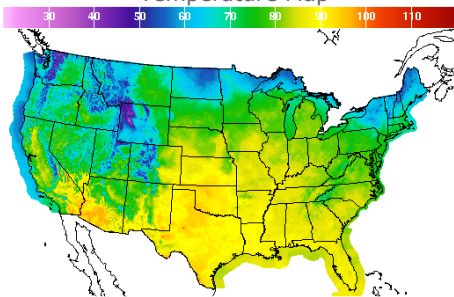
	Last	Change
US 2yr	3.8671	0.0025
US 10yr	3.4494	0.0005
CAN 10yr	3.139	-0.008

EQUITIES

	Last	Change
Nasdaq	11448.4	-103.96
TSX	1172.624	-9.472
S&P 500	3873.33	-28.02

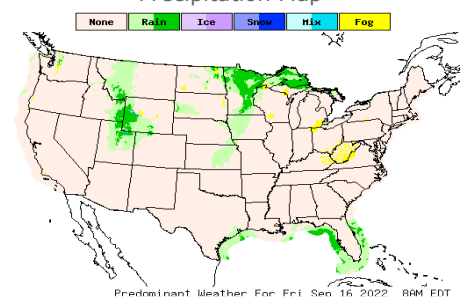
Weather Data

Temperature Map



City	HIGH °F	LOW °F
Calgary	70	50
Conway	56	54
Cushing	92	61
Denver	80	61
Houston	89	75
Mont Belvieu	86	73
Sarnia	79	54
Williston	67	51

Precipitation Map



This report has been prepared by PFL Petroleum Limited personnel for your information only and the views expressed are intended to provide market commentary and are not recommendations. This report is not an offer to sell or a solicitation of any offer to buy any security. The information contained herein has been compiled by PFL from sources believed to be reliable, but no representation or warranty, express or implied, is made by PFL Petroleum Limited, its affiliates or any other person as to its accuracy, completeness or correctness. Copyright 2017 PFL Petroleum Limited. All Rights Reserved