



# MARKET DAILY

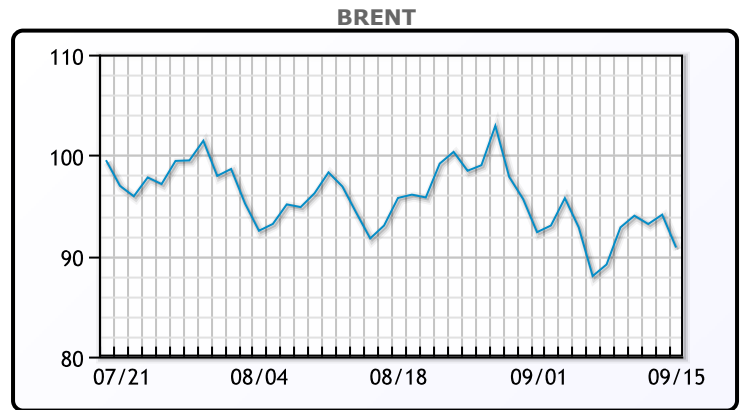
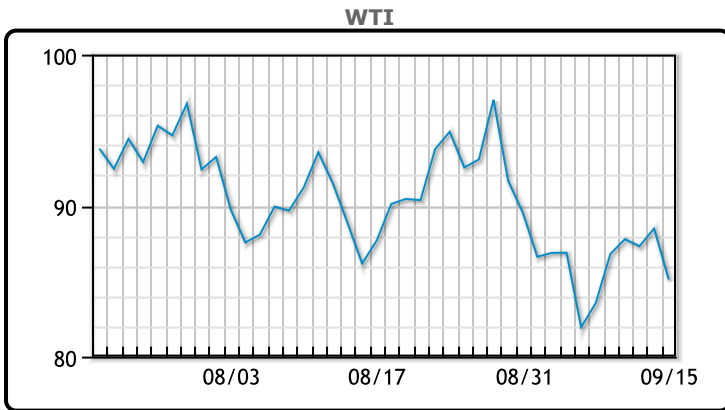
<https://www.pflpetroleum.com>  
 1865 Veterans Park Dr. Suite 303  
 Naples, Florida 34109  
 Phone: 239-390-2885  
 Fax: 239-949-0611  
 Sep 15, 2022 7:26 PM

Major Energy Futures		
	Settle	Change
Brent	90.84	-3.26
Gas Oil	923.25	-66
Natural Gas	8.324	-0.79
RBOB	242.87	-9.58
ULSD	320.52	-17.37
WTI	85.1	-3.38

### Market Commentary

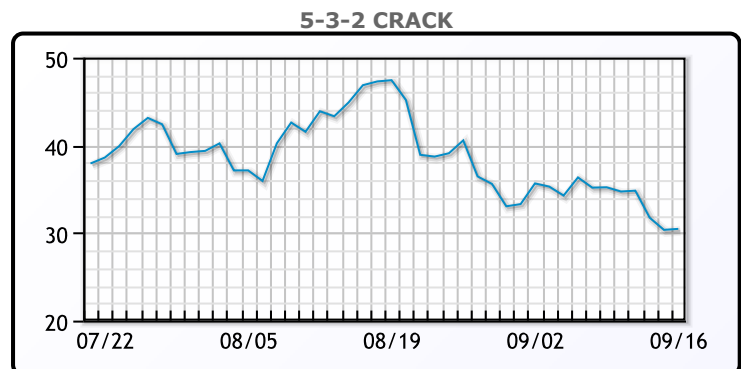
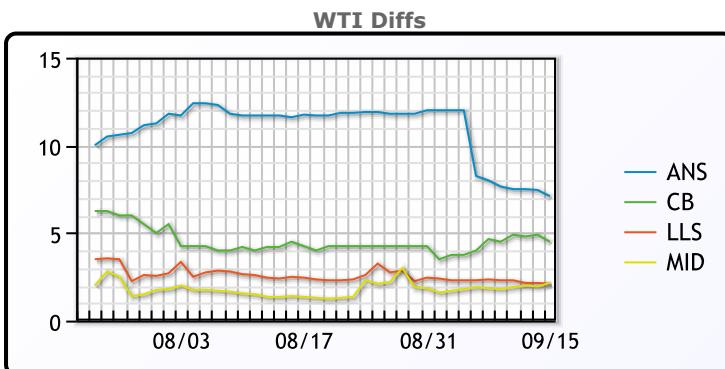
Oil and gas prices slumped today as expectations for a continued weakening of the global economy loomed. Crack spreads were on track for the lowest close since March. Downside risks continue to persist especially with a slowdown in China threatening to drag down the broader global economy. World Bank Chief Economist Indermit Gill said he was concerned about "generalized stagflation," a period of low growth and high inflation, in the global economy, noting the bank had pared back forecasts for three-fourths of all countries. Major railroads and unions secured a tentative deal to avoid a strike. The prospect of the strike was lending some support to the market over the last couple days. "The oil complex is drafting back down on U.S. dollar strength and the tentative agreement that would avert a U.S. rail workers strike," analysts at energy consulting firm Ritterbusch and Associates said, noting crack spreads were weak. WTI traded down \$3.38 or -3.8% to close at \$85.10. Brent traded down \$3.26 or -3.5% to close at \$90.84.

## Crude & Product Markets



CRUDE			
	Last	Week Ago	Month Ago
ANS	92.2	91.54	101.16
BLS	89.6	88.19	93.66
LLS	87.2	85.89	91.86
Mid	87.25	85.39	90.76
WTI	85.1	83.54	89.41

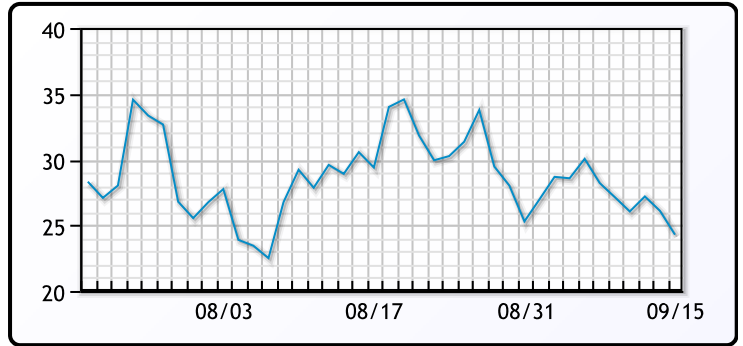
PRODUCTS			
	Last	Week Ago	Month Ago
Gulf RBOB	238.12	229.61	275.67
Gulf ULSD	313.27	348.61	337.9
NYH RBOB	244.12	248.36	314.17
NYH ULSD	320.87	357.26	344.03
USGC 3%	63.13	65.88	79.38



**3-2-1 Crack**



**Gulf 3-2-1 Crack**



**NGLs**

**MB**

	Last	Week Ago	Month Ago
Butane	109.75	108.13	104.5
IsoButane	139.13	142.63	134
Natural Gasoline	157.5	153.25	169
Propane	103.5	104.63	106.75

**CONWAY**

	Last	Week Ago	Month Ago
Butane	106.13	109.5	118
IsoButane	144.75	155	151
Natural Gasoline	163	156	171
Propane	104.25	104.63	106.13

**MB NON**

	Last	Week Ago	Month Ago
Butane	109.25	111.63	120
IsoButane	139.13	142.63	134
Natural Gasoline	157.5	153	169.5
Propane	103.75	104.5	107.5

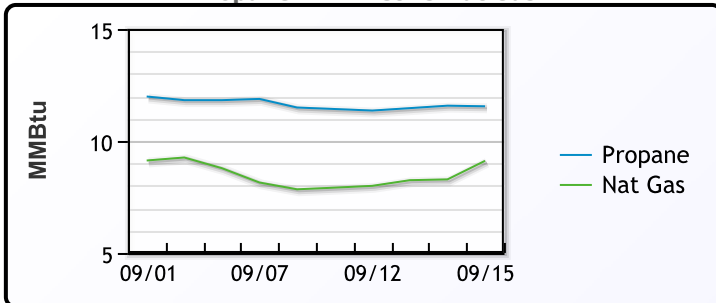
**EDMONTON**

	Last	Week Ago	Month Ago
Propane	91.75	89.88	90.13

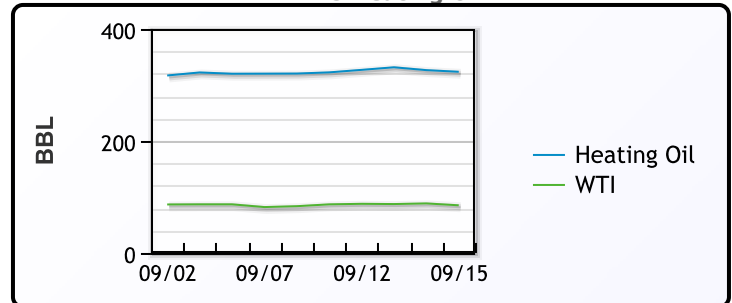
**SARNIA**

	Last	Week Ago	Month Ago
Propane	130.25	133	128

**Propane MT.B Tet vs Nat Gas**



**WTI vs Heating Oil**



**FX**

	Last	Change
CAD	1.3251	0.0024
DXY	109.739	0.081
Gold	1662.41	-2.7

**RATES**

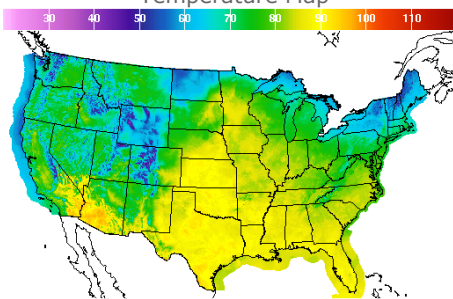
	Last	Change
US 2yr	3.8646	0.0765
US 10yr	3.4489	0.0446
CAN 10yr	3.147	-0.013

**EQUITIES**

	Last	Change
Nasdaq	11552.36	-167.32
TSX	1182.096	-8.884
S&P 500	3901.35	-44.66

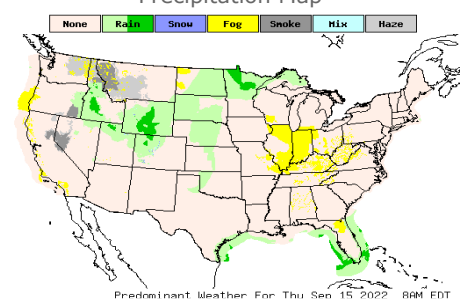
**Weather Data**

**Temperature Map**



City	HIGH °F	LOW °F
Calgary	72	46
Conway	62	55
Cushing	90	62
Denver	76	59
Houston	88	73
Mont Belvieu	87	68
Sarnia	71	50
Williston	68	52

**Precipitation Map**



This report has been prepared by PFL Petroleum Limited personnel for your information only and the views expressed are intended to provide market commentary and are not recommendations. This report is not an offer to sell or a solicitation of any offer to buy any security. The information contained herein has been compiled by PFL from sources believed to be reliable, but no representation or warranty, express or implied, is made by PFL Petroleum Limited, its affiliates or any other person as to its accuracy, completeness or correctness. Copyright 2017 PFL Petroleum Limited. All Rights Reserved