



MARKET DAILY

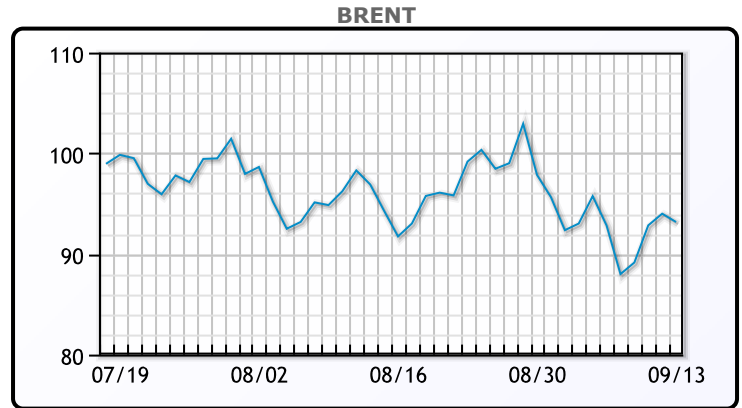
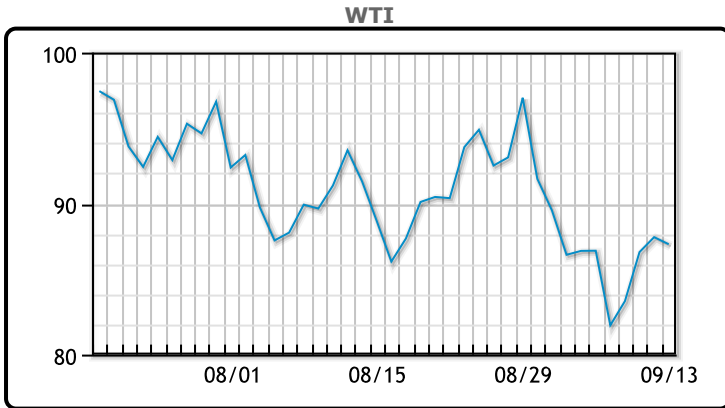
<https://www.pflpetroleum.com>
 1865 Veterans Park Dr. Suite 303
 Naples, Florida 34109
 Phone: 239-390-2885
 Fax: 239-949-0611
 Sep 13, 2022 7:57 PM

Major Energy Futures		
	Settle	Change
Brent	93.17	-0.83
Gas Oil	1057.5	32.75
Natural Gas	8.284	0.035
RBOB	248.04	3.56
ULSD	354.13	-6.18
WTI	87.31	-0.47

Market Commentary

Oil prices were lower today, reversing earlier gains as the CPI came in higher than expected, lifting expectations that the Fed will deliver another hefty interest rate increase. Inflation was .1% higher after remaining unchanged last month, though economics were forecasting a drop of .1%. The Fed will be meeting Tuesday and Wednesday of next week to decide and are expected to raise by 75 bps after the latest report. "The Fed may have to raise rates quicker than expected which could cause a 'risk back off' sentiment in crude and further strength to the dollar," said Dennis Kissler, senior vice president of trading at BOK Financial. Rising rates will lead to a stronger dollar thus making US crude more expensive for foreign buyers. WTI traded down \$.47 or -.5% to close at \$87.31. Brent traded down \$.83 or -.9% to close at \$93.17.

Crude & Product Markets

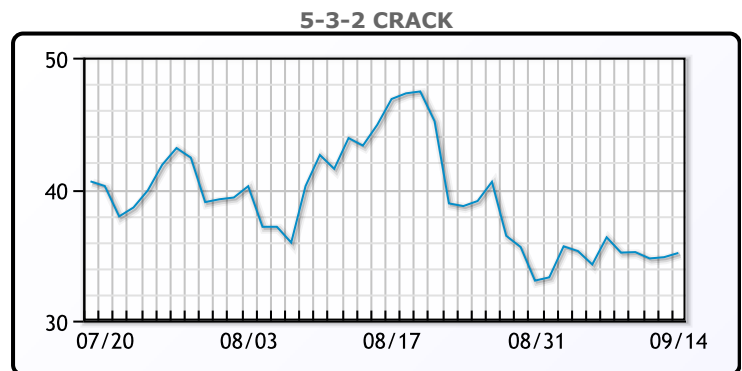
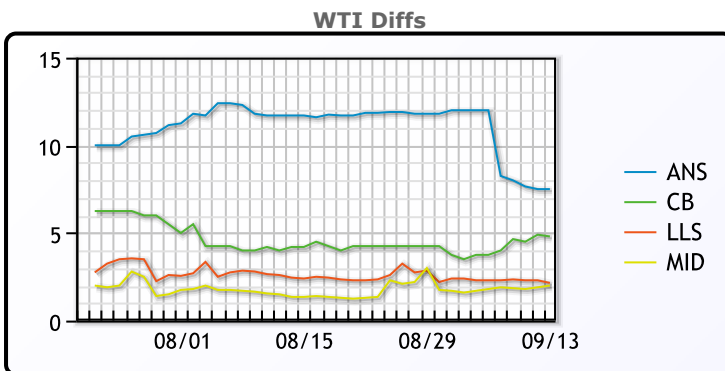


CRUDE

	Last	Week Ago	Month Ago
ANS	94.81	98.88	103.69
BLS	92.11	90.63	96.59
LLS	89.46	89.18	94.59
Mid	89.31	88.68	93.49
WTI	87.31	86.88	92.09

PRODUCTS

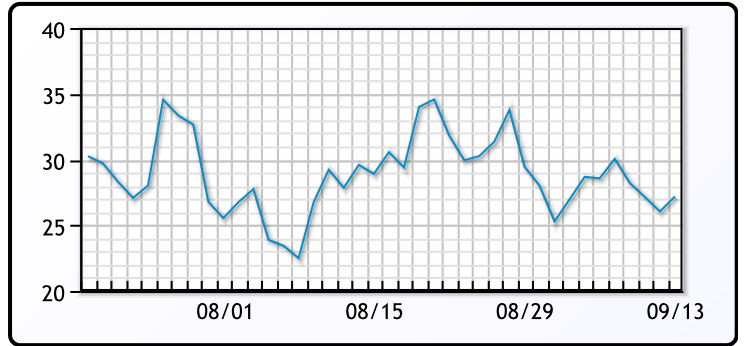
	Last	Week Ago	Month Ago
Gulf RBOB	242.29	238.34	277.48
Gulf ULSD	348.13	353.26	345.53
NYH RBOB	248.91	256.09	326.1
NYH ULSD	357.76	360.88	351.61
USGC 3%	67.38	72.88	84.13



3-2-1 Crack



Gulf 3-2-1 Crack



NGLs

MB

	Last	Week Ago	Month Ago
Butane	110	109.25	112.87
IsoButane	142.5	138.5	136.88
Natural Gasoline	160.75	159	176
Propane	106	108.75	108.75

CONWAY

	Last	Week Ago	Month Ago
Butane	107	116.5	119.25
IsoButane	152	154	152
Natural Gasoline	163	162	177
Propane	106.63	109.13	108

MB NON

	Last	Week Ago	Month Ago
Butane	110.5	119.25	122.88
IsoButane	142.5	138.5	136.88
Natural Gasoline	160.5	158.75	176.25
Propane	106.25	109.5	109.75

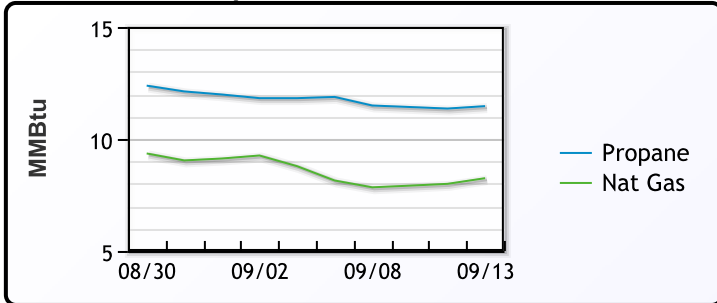
EDMONTON

	Last	Week Ago	Month Ago
Propane	93.63	95.13	92

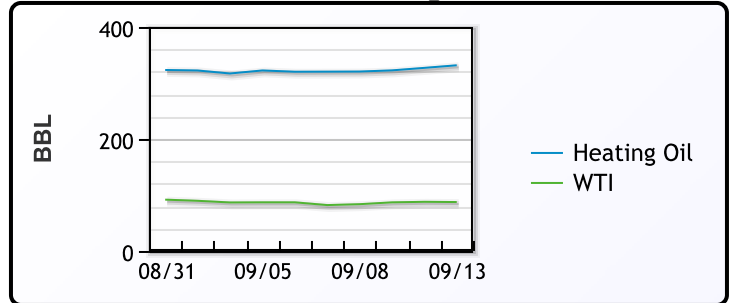
SARNIA

	Last	Week Ago	Month Ago
Propane	129.5	134	128

Propane MT.B Tet vs Nat Gas



WTI vs Heating Oil



FX

	Last	Change
CAD	1.3166	-0.0002
DXY	109.815	1.485
Gold	1702.34	0.17

RATES

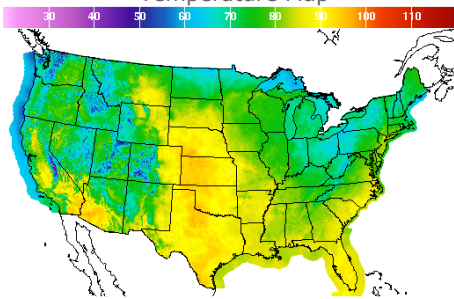
	Last	Change
US 2yr	3.756	0.1846
US 10yr	3.408	0.0502
CAN 10yr	3.195	0.053

EQUITIES

	Last	Change
Nasdaq	11633.57	-632.84
TSX	1187.21	-20.583
S&P 500	3932.69	-177.72

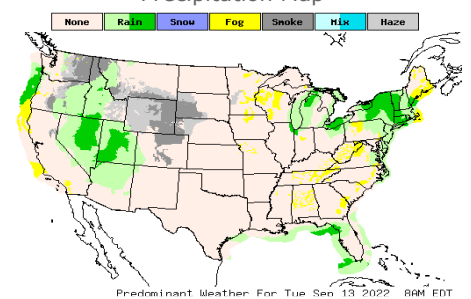
Weather Data

Temperature Map



City	HIGH °F	LOW °F
Calgary	69	53
Conway	67	50
Cushing	93	61
Denver	86	62
Houston	90	73
Mont Belvieu	86	68
Sarnia	69	52
Williston	72	51

Precipitation Map



This report has been prepared by PFL Petroleum Limited personnel for your information only and the views expressed are intended to provide market commentary and are not recommendations. This report is not an offer to sell or a solicitation of any offer to buy any security. The information contained herein has been compiled by PFL from sources believed to be reliable, but no representation or warranty, express or implied, is made by PFL Petroleum Limited, its affiliates or any other person as to its accuracy, completeness or correctness. Copyright 2017 PFL Petroleum Limited. All Rights Reserved