



MARKET DAILY

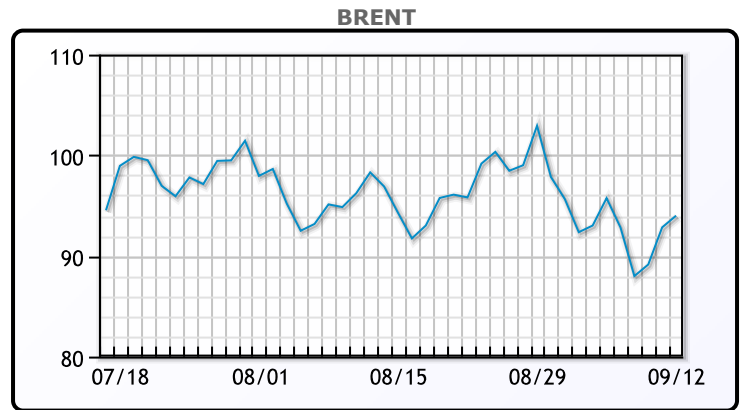
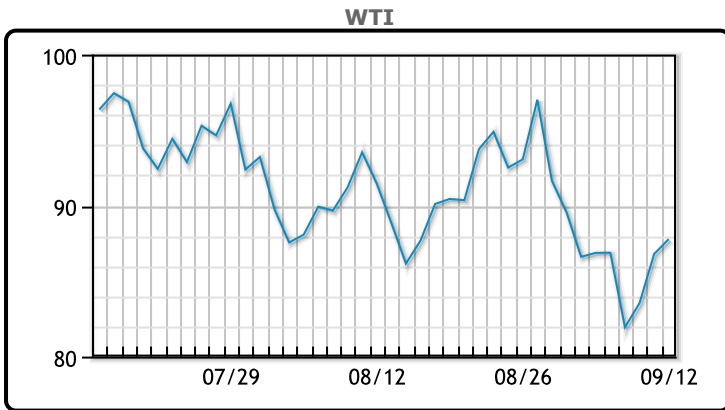
<https://www.pflpetroleum.com>
 1865 Veterans Park Dr. Suite 303
 Naples, Florida 34109
 Phone: 239-390-2885
 Fax: 239-949-0611
 Sep 12, 2022 6:57 PM

Major Energy Futures		
	Settle	Change
Brent	94	1.16
Gas Oil	1092.5	21.5
Natural Gas	8.249	0.253
RBOB	244.48	1.17
ULSD	360.31	2.44
WTI	87.78	0.99

Market Commentary

Oil prices were higher today as the G7 plans to implement a price cap on Russian oil, shaking off weaker demand implications. The Biden administration has released more crude from the strategic petroleum (midterm) reserves, falling by 8.4MM/bbls to the lowest level since 1984. The Biden admin is weighing further releases after the current program ends in October. "The lingering presence of headwinds from China's renewed virus restrictions and further moderation in global economic activities could still draw some reservations over a more sustained upside," said Jun Rong Yeap, market strategist at IG. WTI traded up \$.99 or 1.1% to close at \$87.78. Brent traded up \$1.16 or 1.3% to close at \$94.00.

Crude & Product Markets

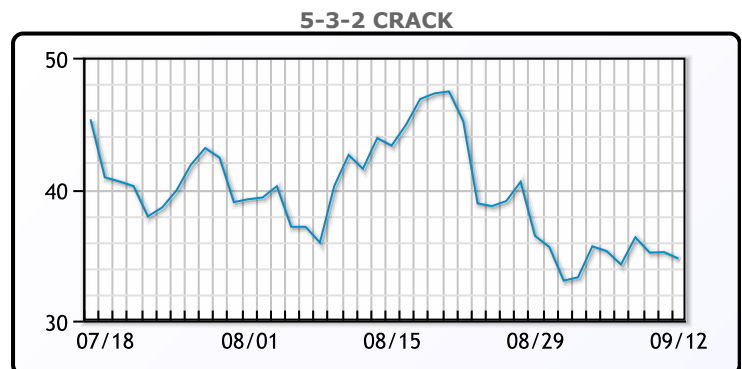
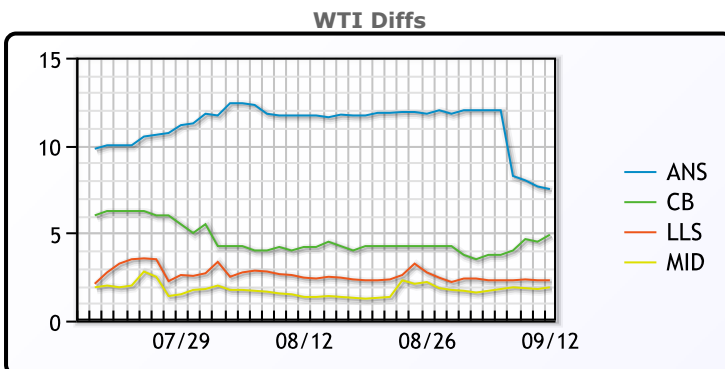


CRUDE

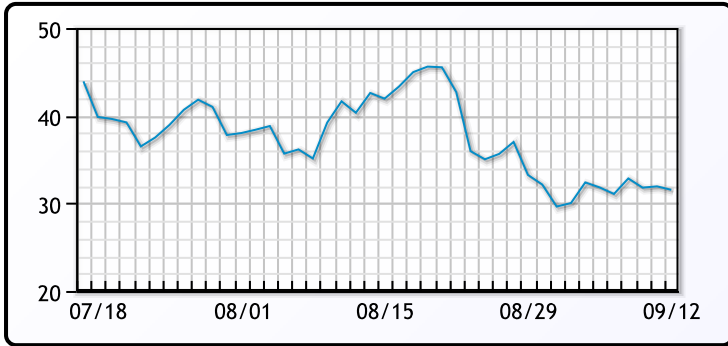
	Last	Week Ago	Month Ago
ANS	95.28	98.87	103.69
BLS	92.68	90.62	96.59
LLS	90.08	89.17	94.59
Mid	89.68	88.57	93.49
WTI	87.78	86.87	92.09

PRODUCTS

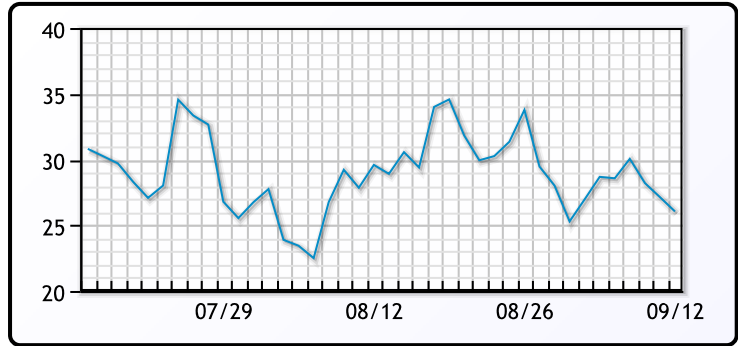
	Last	Week Ago	Month Ago
Gulf RBOB	239.98	241.24	277.48
Gulf ULSD	354.06	353.55	345.53
NYH RBOB	252.23	261.86	326.1
NYH ULSD	363.93	361.55	351.61
USGC 3%	69.63	74.38	84.13



3-2-1 Crack



Gulf 3-2-1 Crack



NGLs

MB

	Last	Week Ago	Month Ago
Butane	111	115	115.5
IsoButane	143	144	142.5
Natural Gasoline	161.5	159	176
Propane	104.75	108.5	109

CONWAY

	Last	Week Ago	Month Ago
Butane	111	120	122.25
IsoButane	152	156	151
Natural Gasoline	164	162.5	177
Propane	107	108.25	108.5

MB NON

	Last	Week Ago	Month Ago
Butane	111	120	122.5
IsoButane	143	144	142.5
Natural Gasoline	160.5	159.25	175.75
Propane	105.25	108.63	109.75

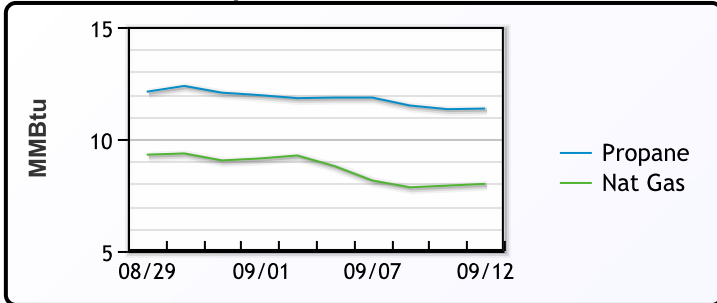
EDMONTON

	Last	Week Ago	Month Ago
Propane	91.5	94.63	92

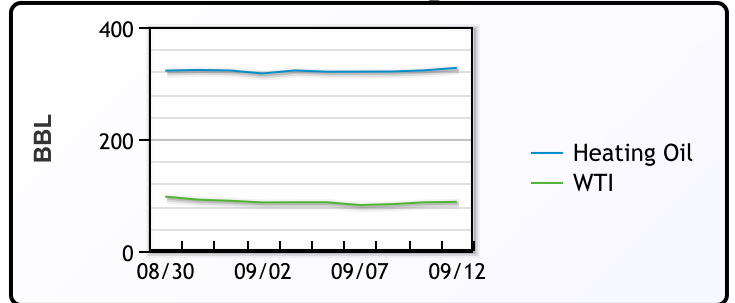
SARNIA

	Last	Week Ago	Month Ago
Propane	129.5	134	128

Propane MT.B Tet vs Nat Gas



WTI vs Heating Oil



FX

	Last	Change
CAD	1.2985	-0.0003
DXY	108.33	-0.673
Gold	1725.32	0.78

RATES

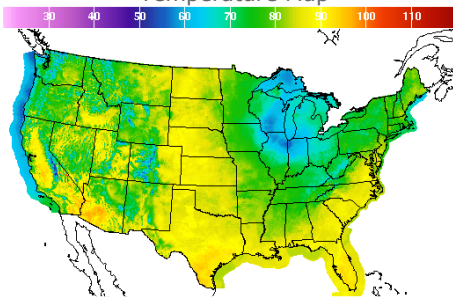
	Last	Change
US 2yr	3.5714	0.0149
US 10yr	3.3578	0.0481
CAN 10yr	3.142	0.009

EQUITIES

	Last	Change
Nasdaq	12266.41	154.1
TSX	1207.793	11.579
S&P 500	4110.41	43.05

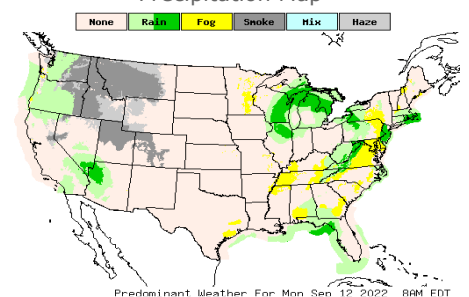
Weather Data

Temperature Map



City	HIGH °F	LOW °F
Calgary	67	51
Conway	84	57
Cushing	86	56
Denver	86	60
Houston	92	76
Mont Belvieu	88	71
Sarnia	72	59
Williston	86	57

Precipitation Map



This report has been prepared by PFL Petroleum Limited personnel for your information only and the views expressed are intended to provide market commentary and are not recommendations. This report is not an offer to sell or a solicitation of any offer to buy any security. The information contained herein has been compiled by PFL from sources believed to be reliable, but no representation or warranty, express or implied, is made by PFL Petroleum Limited, its affiliates or any other person as to its accuracy, completeness or correctness. Copyright 2017 PFL Petroleum Limited. All Rights Reserved