



MARKET DAILY

<https://www.pflpetroleum.com>
 1865 Veterans Park Dr. Suite 303
 Naples, Florida 34109
 Phone: 239-390-2885
 Fax: 239-949-0611
 Sep 1, 2022 7:20 PM

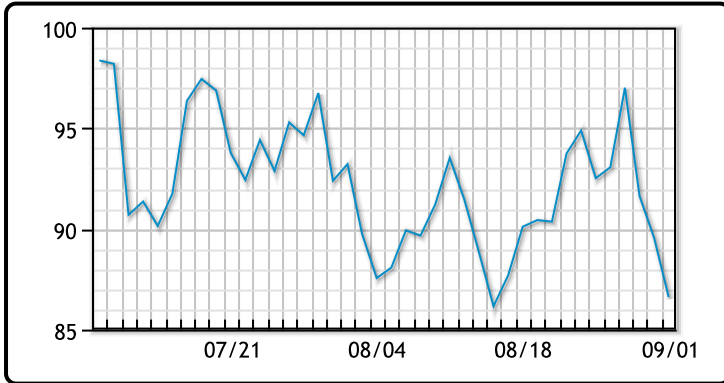
Major Energy Futures		
	Settle	Change
Brent	92.36	-3.28
Gas Oil	1050.5	-23.5
Natural Gas	9.262	0.135
RBOB	238.53	-4.55
ULSD	356.12	-10.62
WTI	86.61	-2.94

Market Commentary

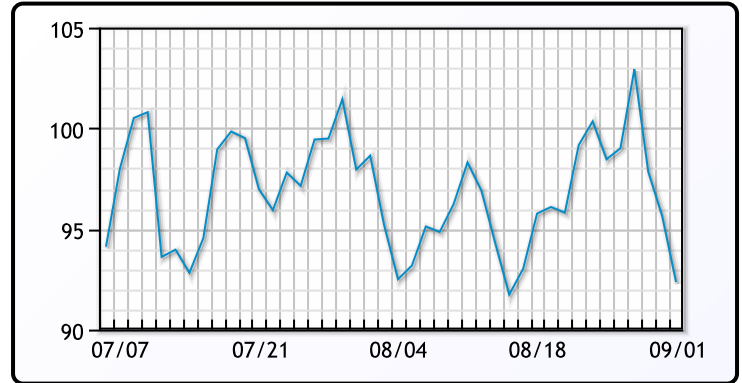
Oil prices tumbled more than 3% today, down for the third straight day as the market focus shifts back to the demand side. Worries about a global economic slowdown persist in financial markets across the world with the main European stock index at 7 week lows. On the flip side strong actions to counter inflation are boosting the dollar to fresh 20 year highs. "Western-world oil demand, as well as China's, is stagnant, while supplies are expanding incrementally, largely on the back of the U.S. shale boom," said Julius Baer analyst Norbert Rucker. Further hurting prices is a possible revival of the 2015 Iran nuclear deal, which would immediately add supply to the market. WTI traded down \$2.94 or -3.3% to close at \$86.61. Brent traded down \$3.28 or -3.4% to close at \$92.36.

Crude & Product Markets

WTI



BRENT



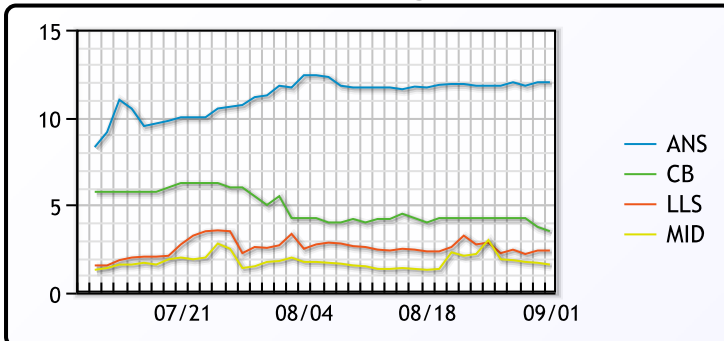
CRUDE

	Last	Week Ago	Month Ago
ANS	98.61	104.82	105.59
BLS	90.11	97.27	98.14
LLS	89.01	95.87	97.24
Mid	88.21	96.02	95.89
WTI	86.61	93.02	93.89

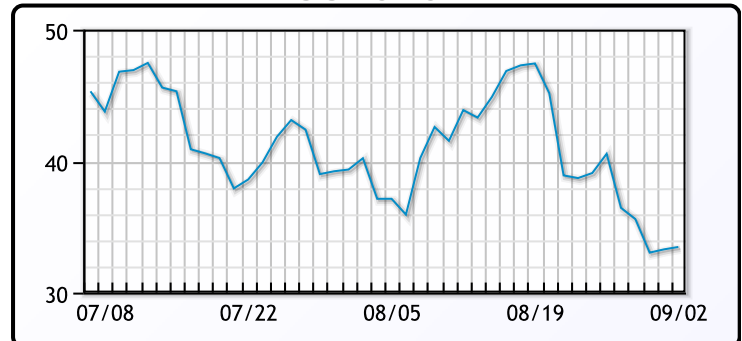
PRODUCTS

	Last	Week Ago	Month Ago
Gulf RBOB	231.78	256.49	280.06
Gulf ULSD	352.12	385.98	338.88
NYH RBOB	254.28	281.96	346.56
NYH ULSD	359.74	395.16	348
USGC 3%	72.38	80.63	84.88

WTI Diffs



5-3-2 CRACK



3-2-1 Crack



Gulf 3-2-1 Crack



NGLs

MB

	Last	Week Ago	Month Ago
Butane	108.88	105.5	107.5
IsoButane	134.88	146	137.25
Natural Gasoline	156.5	170	176
Propane	108.25	111.25	111

MB NON

	Last	Week Ago	Month Ago
Butane	118.88	122	123.25
IsoButane	134.88	146	137.25
Natural Gasoline	156.25	170	175.75
Propane	108.63	111.5	111.38

CONWAY

	Last	Week Ago	Month Ago
Butane	117	122	121.5
IsoButane	152	160	145
Natural Gasoline	160.5	178.5	184
Propane	107.5	110.5	108.75

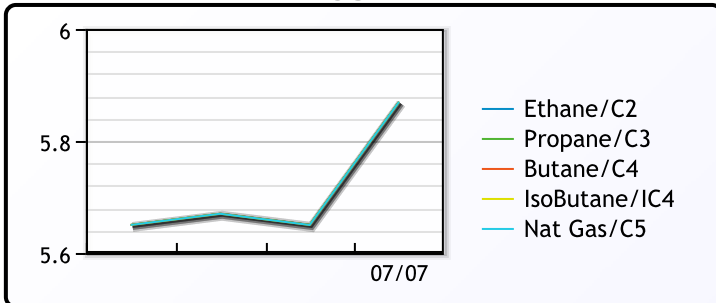
EDMONTON

	Last	Week Ago	Month Ago
Propane	93.5	94.5	92.75

SARNIA

	Last	Week Ago	Month Ago
Propane	134	134.75	135

FRAC SPREAD



WTI vs NGL

FX

	Last	Change
CAD	1.3155	0
DXY	109.691	0.991
Gold	1695.81	-1.71

RATES

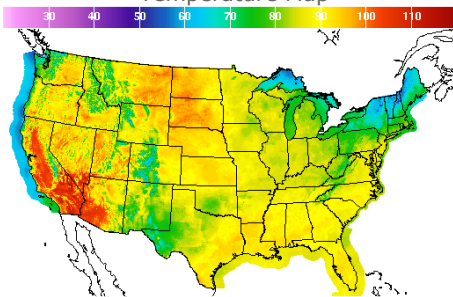
	Last	Change
US 2yr	3.4994	0.0065
US 10yr	3.2533	0.0607
CAN 10yr	3.174	0.056

EQUITIES

	Last	Change
Nasdaq	11785.13	-31.07
TSX	1157.361	-8.973
S&P 500	3966.85	11.85

Weather Data

Temperature Map



City	HIGH °F	LOW °F
Calgary	74	57
Conway	90	69
Cushing	83	68
Denver	91	68
Houston	91	77
Mont Belvieu	89	75
Sarnia	77	55
Williston	96	68

Precipitation Map

