



MARKET DAILY

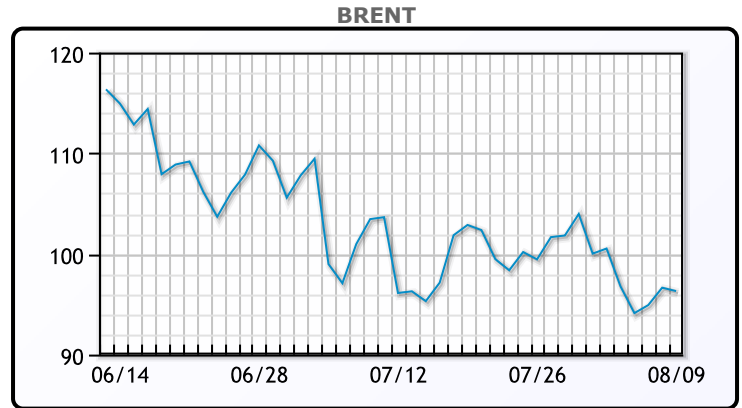
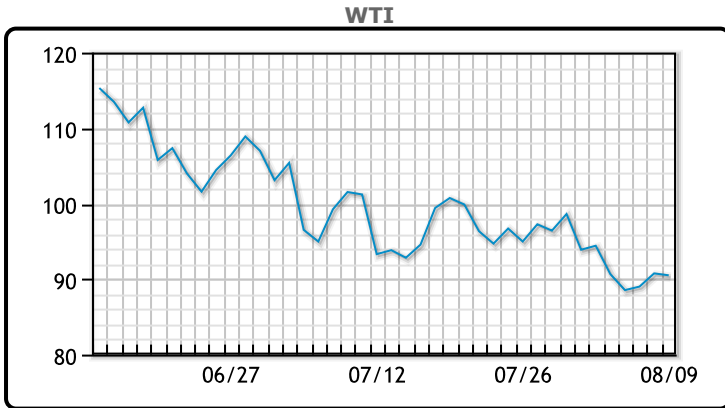
<https://www.pflpetroleum.com>
 1865 Veterans Park Dr. Suite 303
 Naples, Florida 34109
 Phone: 239-390-2885
 Fax: 239-949-0611
 Aug 9, 2022 9:16 PM

| Major Energy Futures | | |
|----------------------|--------|--------|
| | Settle | Change |
| Brent | 96.31 | -0.34 |
| Gas Oil | 997.75 | 44 |
| Natural Gas | 7.833 | 0.244 |
| RBOB | 296.02 | 7.4 |
| ULSD | 333.38 | 15.47 |
| WTI | 90.5 | -0.26 |

Market Commentary

Oil prices were lower today in another volatile session. Crude prices have been under pressure for weeks as fears mounted that a recession could cut oil demand with both contracts falling more than 10% last week. Ukraine halted oil flows on the Druzhba oil pipeline to parts of central Europe because Western sanctions had prevented a payment from Moscow for transit fees from going through. Oil initially moved higher on the pipeline news and expectations that the shutdown would tighten supplies, but prices reversed course as details became clearer around what caused the disruption and that flows were expected to resume within days. "Considering the fact it is not the Russian side shutting down pipe, but the Ukrainian side, it would figure to be a situation that can resolve sooner rather than later," Bob Yawger, director of energy futures at Mizuho in New York, said in a note. WTI traded down .26 or -.3% to close at \$90.50. Brent traded down \$.34 or -.4% to close at \$96.31.

Crude & Product Markets

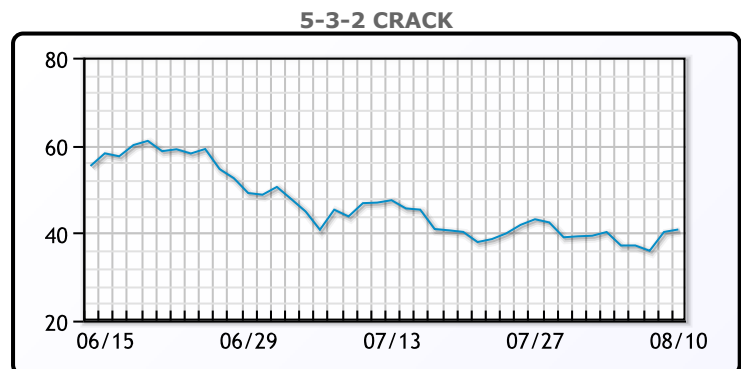
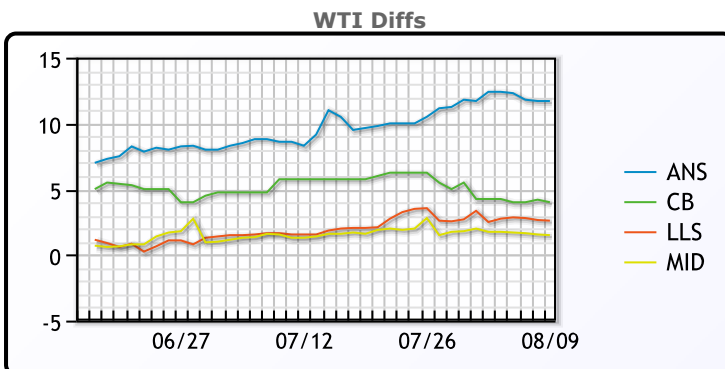


CRUDE

| | Last | Week Ago | Month Ago |
|-----|-------|----------|-----------|
| ANS | 102.2 | 106.82 | 113.09 |
| BLS | 94.5 | 98.67 | 110.54 |
| LLS | 93.1 | 96.92 | 106.34 |
| Mid | 92 | 96.17 | 106.09 |
| WTI | 90.5 | 94.42 | 104.79 |

PRODUCTS

| | Last | Week Ago | Month Ago |
|-----------|--------|----------|-----------|
| Gulf RBOB | 274.52 | 287.17 | 342.71 |
| Gulf ULSD | 327.51 | 332.89 | 368.79 |
| NYH RBOB | 320.02 | 340.17 | 357.21 |
| NYH ULSD | 333.05 | 341.79 | 376.54 |
| USGC 3% | 83.63 | 85.13 | 83.13 |



3-2-1 Crack



Gulf 3-2-1 Crack



NGLs

MB

| | Last | Week Ago | Month Ago |
|------------------|--------|----------|-----------|
| Butane | 103 | 109.13 | 123 |
| IsoButane | 131.5 | 138.63 | 137.63 |
| Natural Gasoline | 174.5 | 180.25 | 203.5 |
| Propane | 105.75 | 111.63 | 118.5 |

MB NON

| | Last | Week Ago | Month Ago |
|------------------|--------|----------|-----------|
| Butane | 118.5 | 124.63 | 133 |
| IsoButane | 131.5 | 138.63 | 151 |
| Natural Gasoline | 174.5 | 180.5 | 203.75 |
| Propane | 106.75 | 112 | 118.63 |

CONWAY

| | Last | Week Ago | Month Ago |
|------------------|-------|----------|-----------|
| Butane | 116.5 | 122 | 125 |
| IsoButane | 140 | 151 | 165.25 |
| Natural Gasoline | 173 | 183 | 211 |
| Propane | 104.5 | 109.75 | 113 |

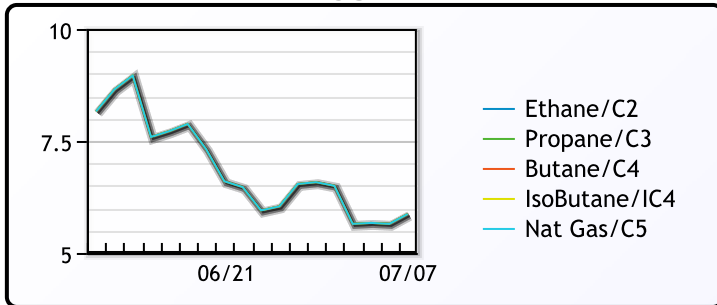
EDMONTON

| | Last | Week Ago | Month Ago |
|---------|------|----------|-----------|
| Propane | 89.5 | 92.75 | 95.5 |

SARNIA

| | Last | Week Ago | Month Ago |
|---------|--------|----------|-----------|
| Propane | 128.75 | 135 | 139 |

FRAC SPREAD



WTI vs NGL

FX

| | Last | Change |
|------|---------|--------|
| CAD | 1.2889 | 0 |
| DXY | 106.358 | -0.016 |
| Gold | 1792.48 | -1.81 |

RATES

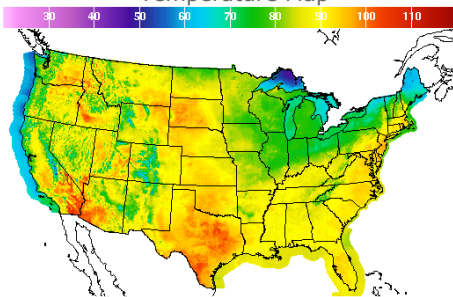
| | Last | Change |
|----------|--------|--------|
| US 2yr | 3.2758 | 0.0062 |
| US 10yr | 2.7883 | 0.011 |
| CAN 10yr | 2.694 | 0.02 |

EQUITIES

| | Last | Change |
|---------|----------|---------|
| Nasdaq | 12493.93 | -150.53 |
| TSX | 1181.757 | -4.352 |
| S&P 500 | 4122.47 | -17.59 |

Weather Data

Temperature Map



| City | HIGH °F | LOW °F |
|--------------|---------|--------|
| Calgary | 78 | 52 |
| Conway | 79 | 68 |
| Cushing | 95 | 71 |
| Denver | 91 | 71 |
| Houston | 97 | 81 |
| Mont Belvieu | 92 | 79 |
| Sarnia | 69 | 61 |
| Williston | 83 | 65 |

Precipitation Map

