



# MARKET DAILY

<https://www.pflpetroleum.com>  
 1865 Veterans Park Dr. Suite 303  
 Naples, Florida 34109  
 Phone: 239-390-2885  
 Fax: 239-949-0611  
 Aug 8, 2022 8:28 PM

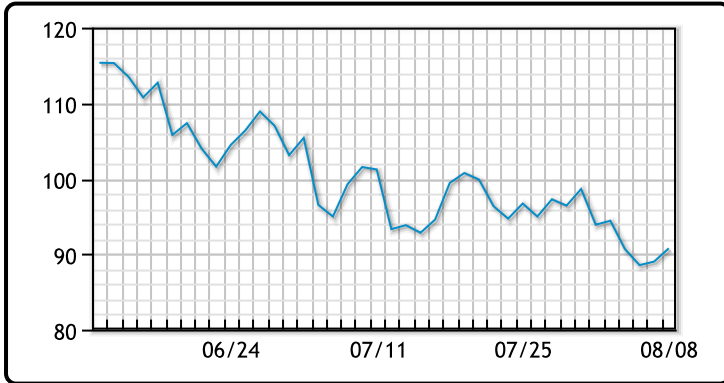
Major Energy Futures		
	Settle	Change
Brent	96.65	1.73
Gas Oil	953.75	-36.25
Natural Gas	7.589	-0.475
RBOB	288.62	3.06
ULSD	317.91	-3.68
WTI	90.76	1.75

## Market Commentary

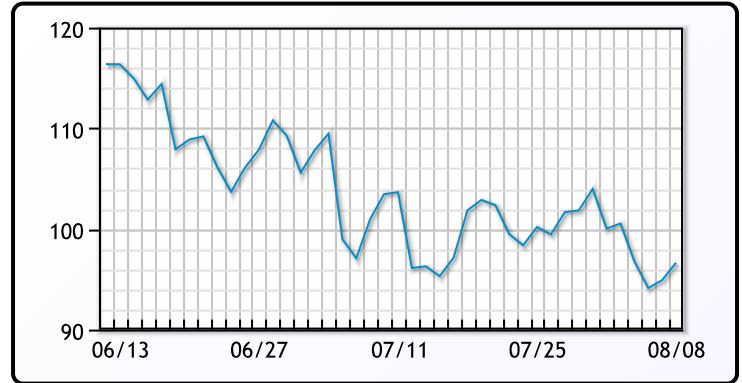
Oil prices rallied today, up 2% in volatile trade. Positive economic data from China and the US was received well by markets after strong job growth in the US. China, the world's top crude importer, brought in 8.79MM/bpd of crude in July, up from a four-year low in June, but still 9.5% less than a year earlier, customs data showed. "Once again the macro influences have seeped back into this market especially as it relates to Friday's employment number the economics of that should be giving us much better gasoline demand than we're seeing," said John Kilduff, partner at Again Capital LLC in New York. Analysts at Goldman Sachs said they believe the case for higher oil prices remains strong, with the market in a larger deficit than they expected in recent months. WTI traded up \$1.75 or 1.97% to close at \$90.76. Brent traded up \$1.75 or 1.73% to close at \$96.65.

## Crude & Product Markets

WTI



BRENT



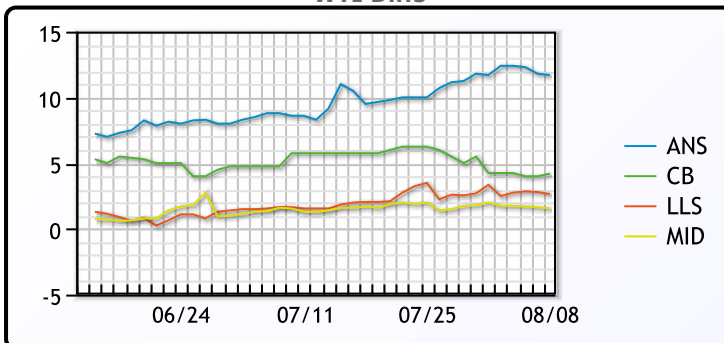
CRUDE

	Last	Week Ago	Month Ago
ANS	102.46	105.59	113.09
BLS	94.96	98.14	110.54
LLS	93.41	97.24	106.34
Mid	92.31	95.89	106.09
WTI	90.76	93.89	104.79

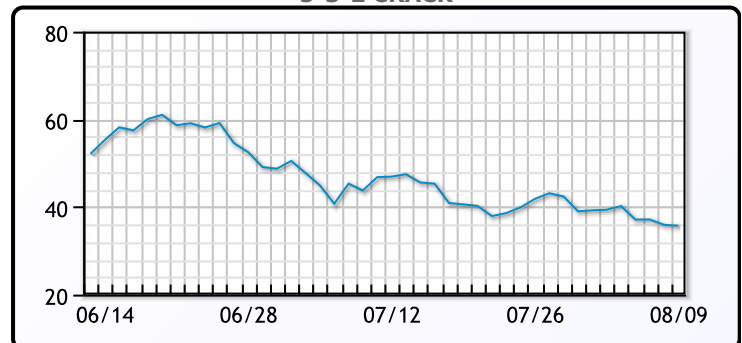
PRODUCTS

	Last	Week Ago	Month Ago
Gulf RBOB	267.87	280.06	342.71
Gulf ULSD	311.76	338.88	368.79
NYH RBOB	307.62	346.56	357.21
NYH ULSD	317.54	348	376.54
USGC 3%	83.88	84.88	83.13

WTI Diffs



5-3-2 CRACK



3-2-1 Crack



Gulf 3-2-1 Crack



NGLs

MB

	Last	Week Ago	Month Ago
Butane	102.38	107.5	123
IsoButane	129.88	137.25	151
Natural Gasoline	174.5	176	203.5
Propane	106.13	111	118.5

MB NON

	Last	Week Ago	Month Ago
Butane	117.88	123.25	133
IsoButane	129.88	137.25	151
Natural Gasoline	174.5	175.75	203.75
Propane	107.13	111.38	118.63

CONWAY

	Last	Week Ago	Month Ago
Butane	115.5	121.5	125
IsoButane	144	145	165.25
Natural Gasoline	173	184	211
Propane	105	108.75	113

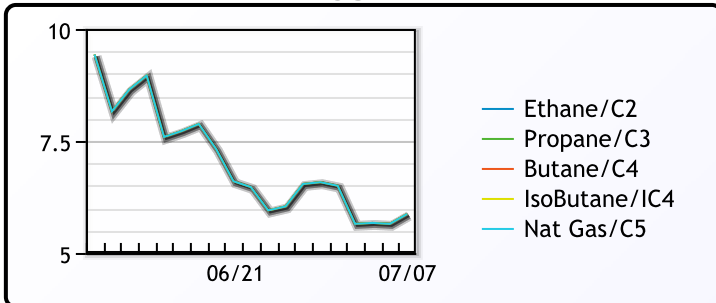
EDMONTON

	Last	Week Ago	Month Ago
Propane	90	92.75	95.5

SARNIA

	Last	Week Ago	Month Ago
Propane	128.75	135	139

FRAC SPREAD



WTI vs NGL

FX

	Last	Change
CAD	1.2858	0.0004
DXY	106.334	-0.101
Gold	1789.76	0.8

RATES

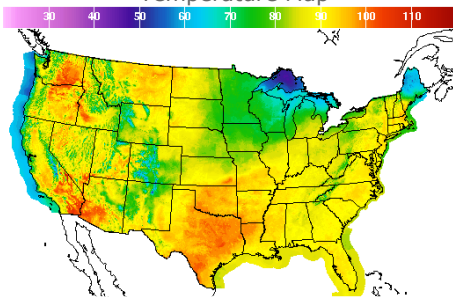
	Last	Change
US 2yr	3.2033	-0.002
US 10yr	2.7481	-0.0091
CAN 10yr	2.674	-0.069

EQUITIES

	Last	Change
Nasdaq	12644.46	-13.09
TSX	1186.109	-0.131
S&P 500	4140.06	-5.13

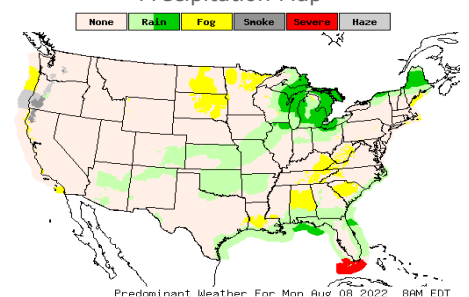
Weather Data

Temperature Map



City	HIGH °F	LOW °F
Calgary	82	54
Conway	84	53
Cushing	102	73
Denver	88	66
Houston	96	80
Mont Belvieu	93	78
Sarnia	86	67
Williston	94	60

Precipitation Map



This report has been prepared by PFL Petroleum Limited personnel for your information only and the views expressed are intended to provide market commentary and are not recommendations. This report is not an offer to sell or a solicitation of any offer to buy any security. The information contained herein has been compiled by PFL from sources believed to be reliable, but no representation or warranty, express or implied, is made by PFL Petroleum Limited, its affiliates or any other person as to its accuracy, completeness or correctness. Copyright 2017 PFL Petroleum Limited. All Rights Reserved