



# MARKET DAILY

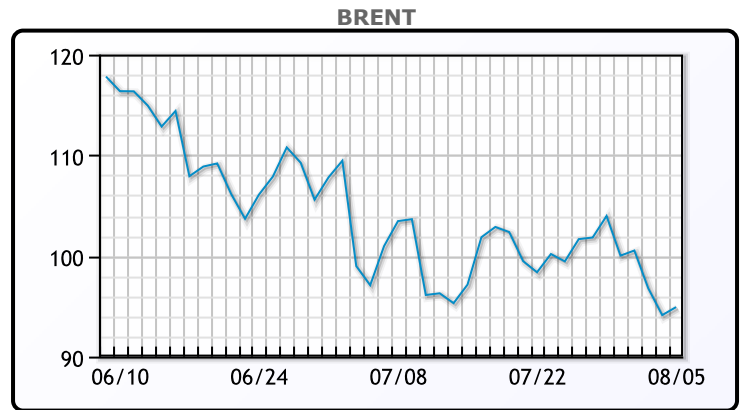
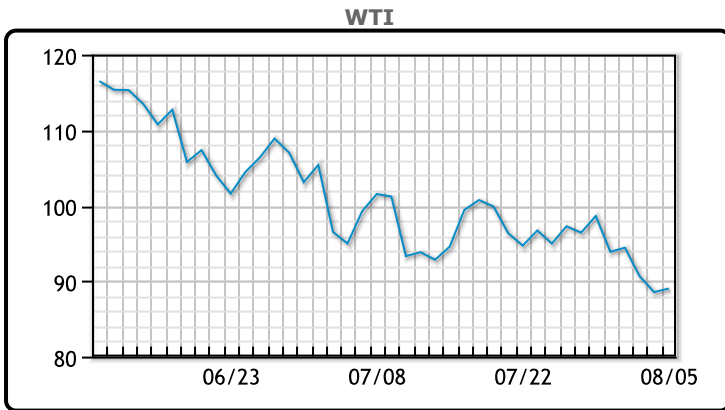
<https://www.pflpetroleum.com>  
 1865 Veterans Park Dr. Suite 303  
 Naples, Florida 34109  
 Phone: 239-390-2885  
 Fax: 239-949-0611  
 Aug 5, 2022 7:54 PM

Major Energy Futures		
	Settle	Change
Brent	94.92	0.8
Gas Oil	990	-26
Natural Gas	8.064	-0.144
RBOB	285.56	-11.87
ULSD	321.59	-7.76
WTI	89.01	0.47

**Market Commentary**

Oil posted the biggest weekly decline since early April on growing signs that a global economic slowdown is curbing demand. Prices are near the lowest level in six months. WTI ended the week nearly 10% lower. U.S. gasoline consumption has dropped. Supplies from Libya also picked up, helping to shrink oil futures time-spreads and ease the tightness in the market. The pullback is evident across the oil market. Gasoline futures are down 18% this week. Meanwhile, physical oil differentials have narrowed and Brent's prompt spread — the difference between its two nearest contracts and a gauge of supply — shrunk to \$1.73/bbl in backwardation, down from more than \$6 a week ago. On the day, however, WTI for September delivery rose 47 cents to settle at \$89.01/bbl. Brent for October settlement gained 80 cents to settle at \$94.92/bbl.

## Crude & Product Markets

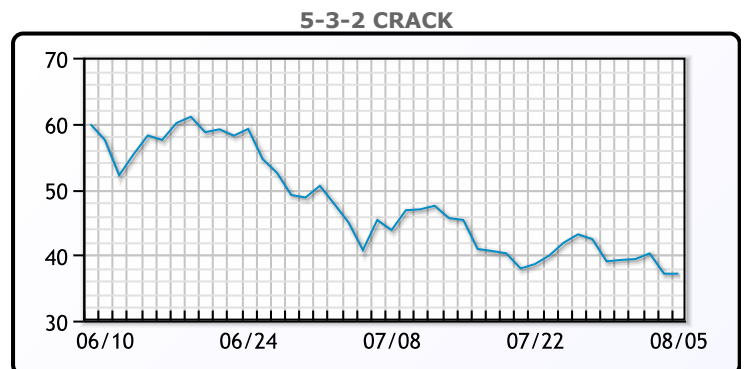
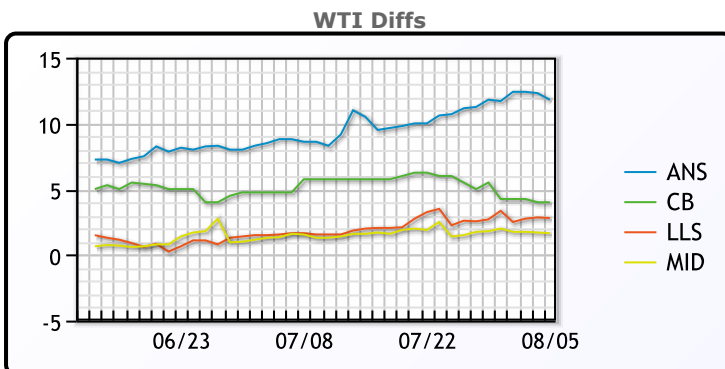


**CRUDE**

	Last	Week Ago	Month Ago
ANS	100.81	110.42	108.3
BLS	93.01	104.12	104.25
LLS	91.81	101.32	101.15
Mid	90.66	100.42	101.1
WTI	89.01	98.62	99.5

**PRODUCTS**

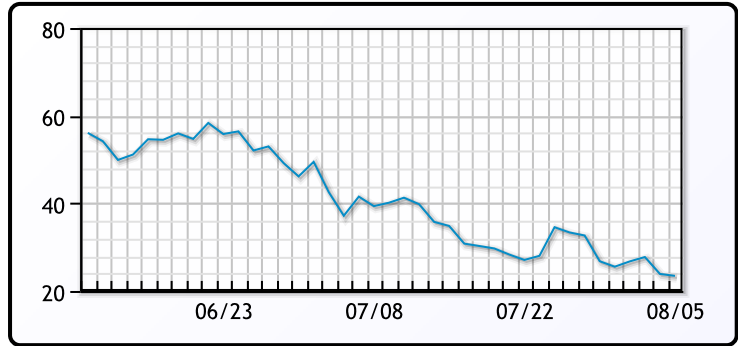
	Last	Week Ago	Month Ago
Gulf RBOB	265.56	291.82	335.4
Gulf ULSD	315.09	350.9	359.66
NYH RBOB	310.06	350.31	344.9
NYH ULSD	321.92	362.72	367.91
USGC 3%	82.13	88.63	81.63



3-2-1 Crack



Gulf 3-2-1 Crack



NGLs

MB

	Last	Week Ago	Month Ago
Butane	102.75	113.13	122.5
IsoButane	127.25	137.63	150.5
Natural Gasoline	171	182.5	189.25
Propane	106.5	115.38	117

CONWAY

	Last	Week Ago	Month Ago
Butane	116.5	125	127.5
IsoButane	144	153	171
Natural Gasoline	171.5	196	199.5
Propane	105.5	111.63	112.75

MB NON

	Last	Week Ago	Month Ago
Butane	118.25	128.63	132.5
IsoButane	127.25	137.63	150.5
Natural Gasoline	171	182.5	189.5
Propane	107.63	115.63	117.13

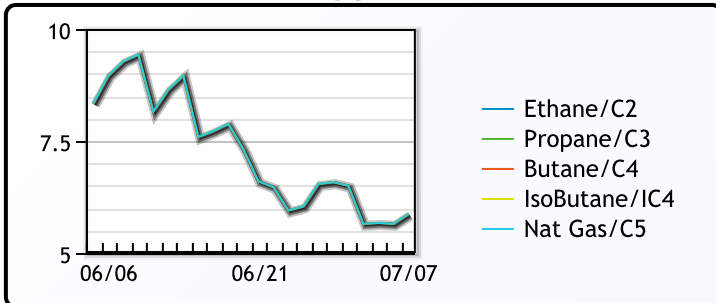
EDMONTON

	Last	Week Ago	Month Ago
Propane	90.5	93	95.75

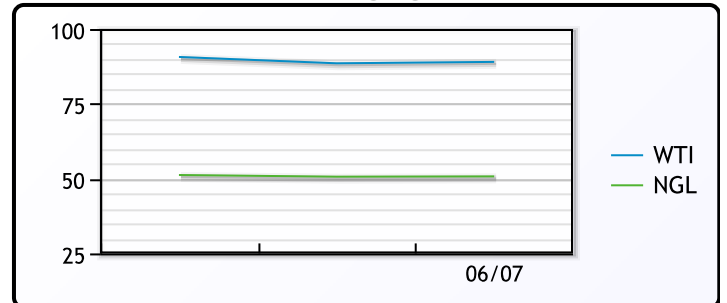
SARNIA

	Last	Week Ago	Month Ago
Propane	128.75	135	145

FRAC SPREAD



WTI vs NGL



FX

	Last	Change
CAD	1.2932	0.0067
DXY	106.621	0.928
Gold	1775.5	-15.78

RATES

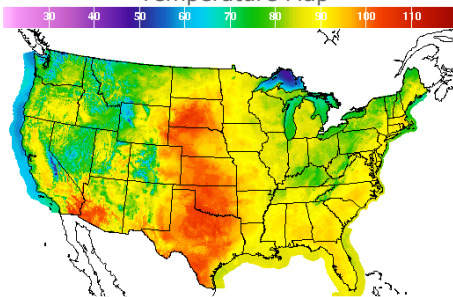
	Last	Change
US 2yr	3.2257	0.183
US 10yr	2.8268	0.1385
CAN 10yr	2.743	0.068

EQUITIES

	Last	Change
Nasdaq	12657.55	-63.03
TSX	1186.24	2.195
S&P 500	4145.19	-6.75

Weather Data

Temperature Map



City	HIGH °F	LOW °F
Calgary	63	44
Conway	84	67
Cushing	101	75
Denver	96	74
Houston	92	79
Mont Belvieu	87	78
Sarnia	79	66
Williston	85	69

Precipitation Map

