



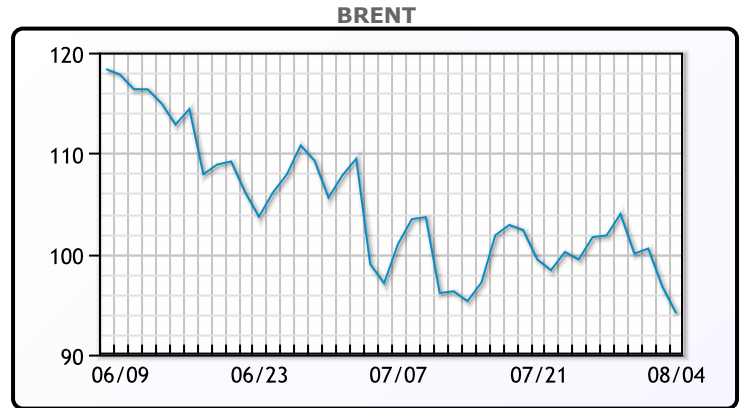
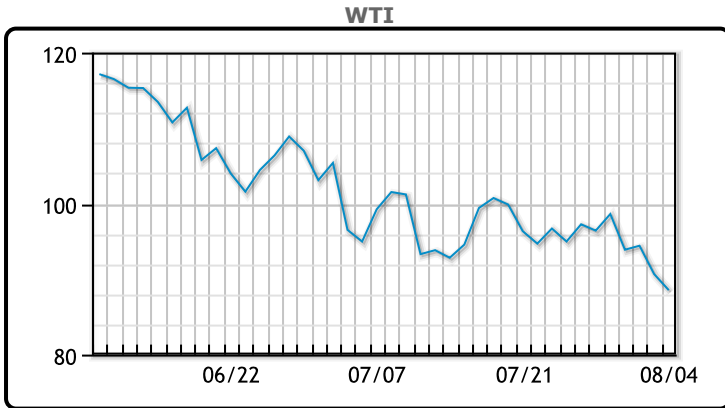
# MARKET DAILY

<https://www.pflpetroleum.com>  
 1865 Veterans Park Dr. Suite 303  
 Naples, Florida 34109  
 Phone: 239-390-2885  
 Fax: 239-949-0611  
 Aug 4, 2022 9:06 PM

Major Energy Futures		
	Settle	Change
Brent	94.12	-2.66
Gas Oil	1009	-26
Natural Gas	8.122	-0.144
RBOB	279.35	-11.87
ULSD	333.72	-7.76
WTI	88.54	-2.12

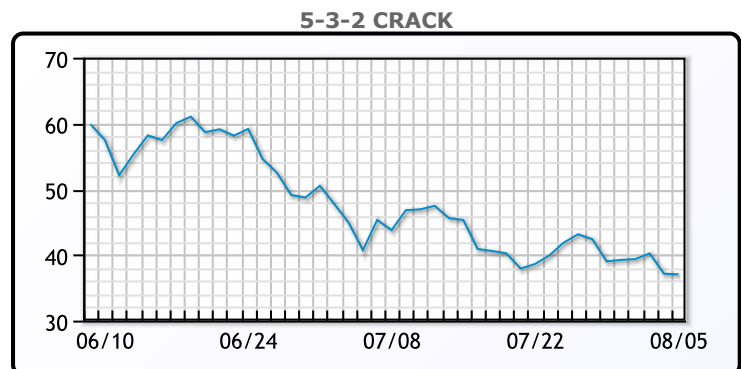
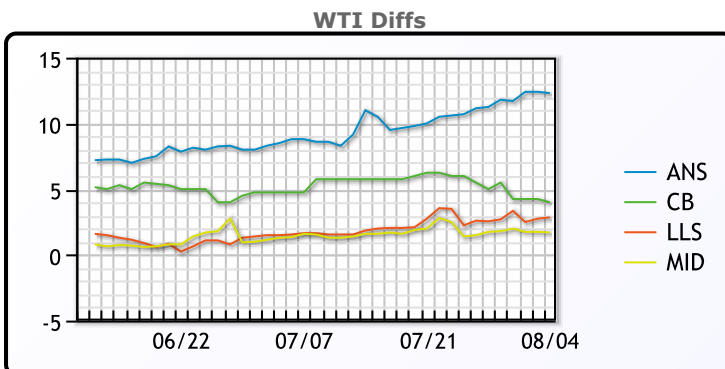
## Market Commentary

## Crude & Product Markets

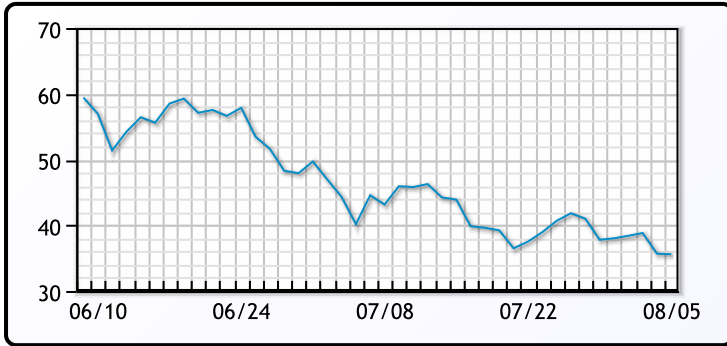


CRUDE			
	Last	Week Ago	Month Ago
ANS	100.84	107.67	117.23
BLS	92.54	101.42	113.18
LLS	91.39	98.97	109.98
Mid	90.24	98.17	109.78
WTI	88.54	96.42	108.43

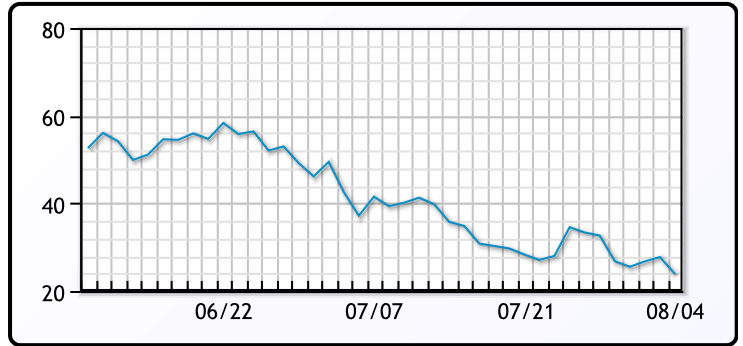
PRODUCTS			
	Last	Week Ago	Month Ago
Gulf RBOB	263.1	290.18	371.03
Gulf ULSD	328.37	359.13	394.14
NYH RBOB	311.85	367.96	380.78
NYH ULSD	333.97	368.88	403.01
USGC 3%	81.63	89.63	90.63



3-2-1 Crack



Gulf 3-2-1 Crack



NGLs

MB

	Last	Week Ago	Month Ago
Butane	104.13	111.5	130.63
IsoButane	132.63	134.5	158.63
Natural Gasoline	169	181	203.5
Propane	108	113.75	121.38

CONWAY

	Last	Week Ago	Month Ago
Butane	117.5	123	135.25
IsoButane	144	153	175
Natural Gasoline	168	187	212.75
Propane	106.88	110.38	116.75

MB NON

	Last	Week Ago	Month Ago
Butane	119.63	127	140.75
IsoButane	132.63	134.5	158.63
Natural Gasoline	169	181	203.25
Propane	109.13	114	121.5

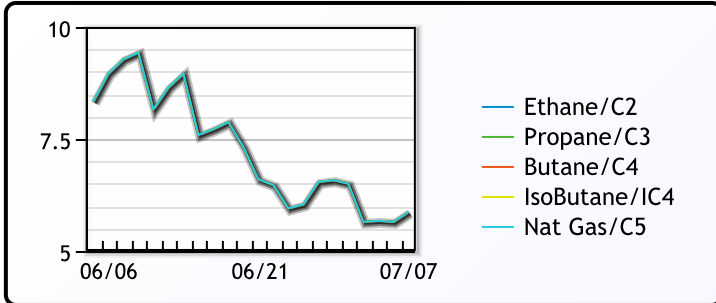
EDMONTON

	Last	Week Ago	Month Ago
Propane	90.88	92	96.75

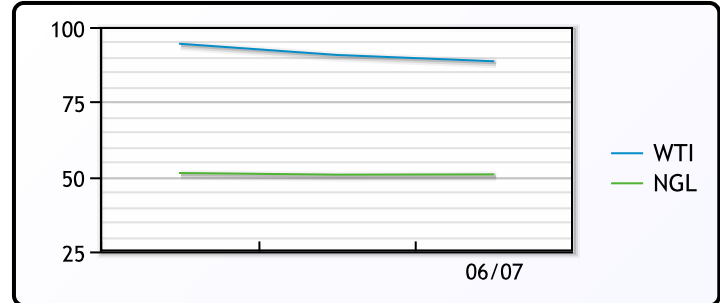
SARNIA

	Last	Week Ago	Month Ago
Propane	132	133.75	145

FRAC SPREAD



WTI vs NGL



FX

	Last	Change
CAD	1.2875	0.001
DXY	105.873	0.18
Gold	1793.41	2.13

RATES

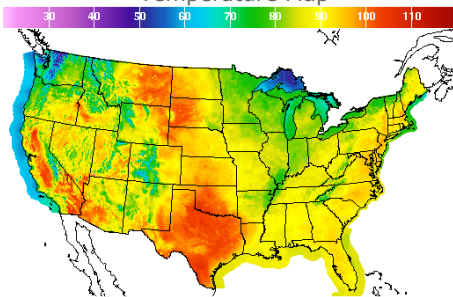
	Last	Change
US 2yr	3.0386	-0.0041
US 10yr	2.6792	-0.0091
CAN 10yr	2.675	-0.041

EQUITIES

	Last	Change
Nasdaq	12720.58	52.42
TSX	1184.045	2.705
S&P 500	4151.94	-3.23

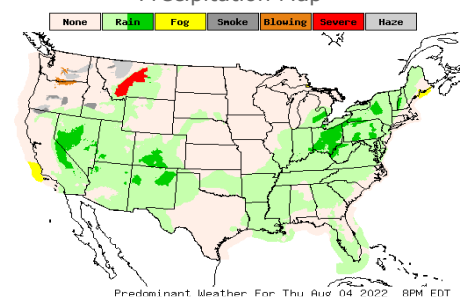
Weather Data

Temperature Map



City	HIGH °F	LOW °F
Calgary	68	51
Conway	83	55
Cushing	98	76
Denver	95	71
Houston	103	81
Mont Belvieu	95	80
Sarnia	80	68
Williston	99	64

Precipitation Map



This report has been prepared by PFL Petroleum Limited personnel for your information only and the views expressed are intended to provide market commentary and are not recommendations. This report is not an offer to sell or a solicitation of any offer to buy any security. The information contained herein has been compiled by PFL from sources believed to be reliable, but no representation or warranty, express or implied, is made by PFL Petroleum Limited, its affiliates or any other person as to its accuracy, completeness or correctness. Copyright 2017 PFL Petroleum Limited. All Rights Reserved