



MARKET DAILY

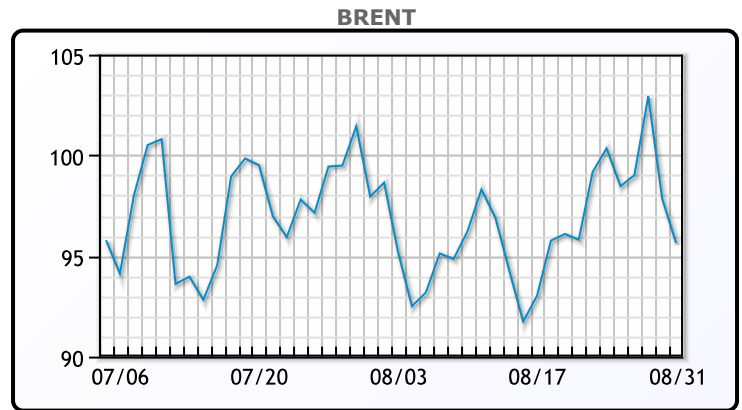
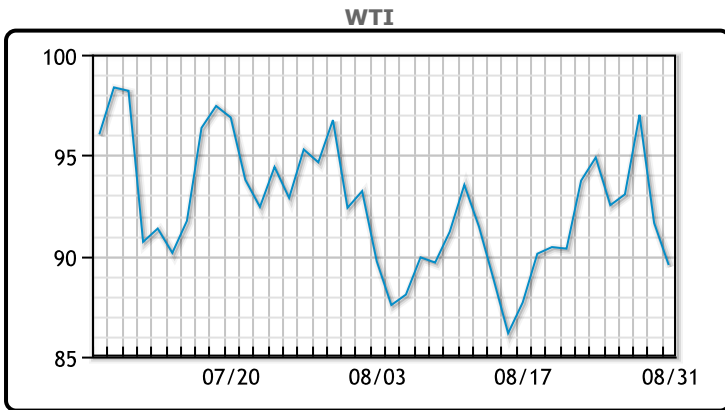
<https://www.pflpetroleum.com>
 1865 Veterans Park Dr. Suite 303
 Naples, Florida 34109
 Phone: 239-390-2885
 Fax: 239-949-0611
 Aug 31, 2022 7:44 PM

Major Energy Futures		
	Settle	Change
Brent	95.64	-2.82
Gas Oil	1098.5	-64.25
Natural Gas	9.127	0.085
RBOB	243.08	-9.95
ULSD	366.74	-11.04
WTI	89.55	-2.09

Market Commentary

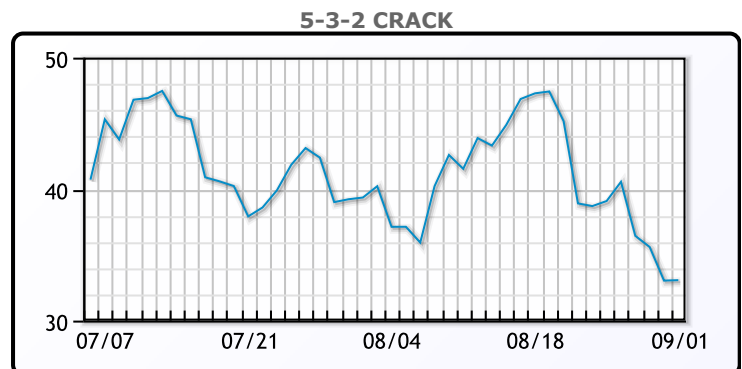
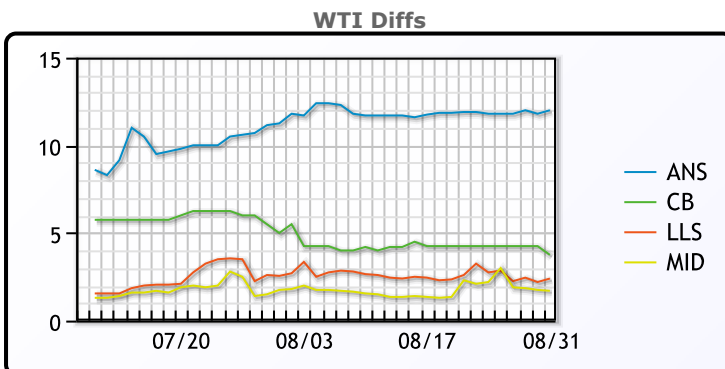
Oil prices extended their slide today on bad data out of China and their new restrictions on Covid "The weakness coming out of China has played a significant role" in lowering prices, said Harry Altham, energy analyst for EMEA & Asia at StoneX Group in London. "There are fears of demand destruction across the West as interest rates rise and inflation concerns grip Western economies. Factory data from China declined again in August while they battle with a real estate crisis and record heat waves. US and OPEC production both hit the highest levels since Covid. Meanwhile US oil inventories fell by 3.3MM/bbls, with gasoline stocks down 1.2MM/bbls. WTI traded down \$2.09 or -2.3% to close at \$89.55. Brent traded down \$2.82 or -2.8% to close at \$96.49.

Crude & Product Markets

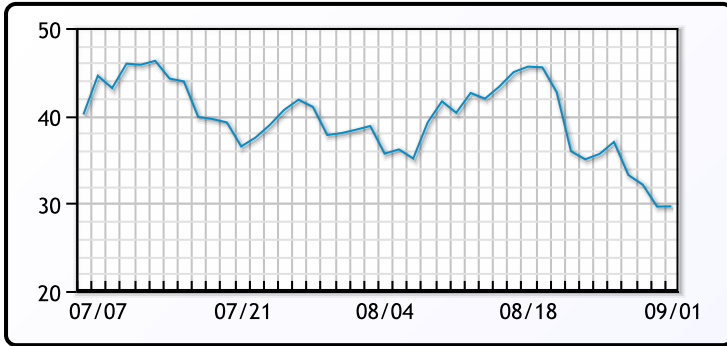


CRUDE			
	Last	Week Ago	Month Ago
ANS	101.55	107.44	110.42
BLS	93.3	99.89	104.12
LLS	91.95	98.39	101.32
Mid	91.25	97.84	100.42
WTI	89.55	95.64	98.62

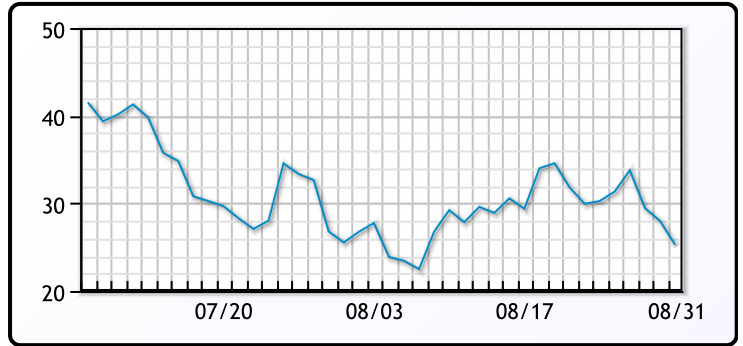
PRODUCTS			
	Last	Week Ago	Month Ago
Gulf RBOB	232.83	255.2	291.82
Gulf ULSD	362.74	395.12	350.9
NYH RBOB	259.45	279.82	350.31
NYH ULSD	370.61	401.57	362.72
USGC 3%	75.38	81.88	88.63



3-2-1 Crack



Gulf 3-2-1 Crack



NGLs

MB

	Last	Week Ago	Month Ago
Butane	104.5	107.75	113.13
IsoButane	138.5	165	137.63
Natural Gasoline	161	173.5	182.5
Propane	109.75	112.75	115.38

MB NON

	Last	Week Ago	Month Ago
Butane	120.5	124.25	128.63
IsoButane	138.5	148.25	137.63
Natural Gasoline	159.5	173.5	182.5
Propane	110	113	115.63

CONWAY

	Last	Week Ago	Month Ago
Butane	117.75	123	125
IsoButane	146	160	153
Natural Gasoline	163.13	175	196
Propane	109.25	112.38	111.63

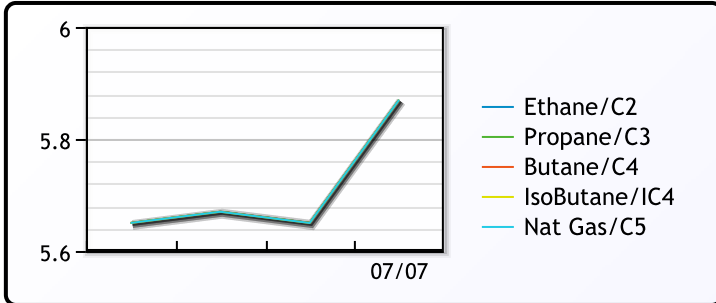
EDMONTON

	Last	Week Ago	Month Ago
Propane	93.25	96.38	93

SARNIA

	Last	Week Ago	Month Ago
Propane	136	132.5	135

FRAC SPREAD



WTI vs NGL

FX

	Last	Change
CAD	1.3142	0.0012
DXY	108.7	-0.073
Gold	1709.45	-1.59

RATES

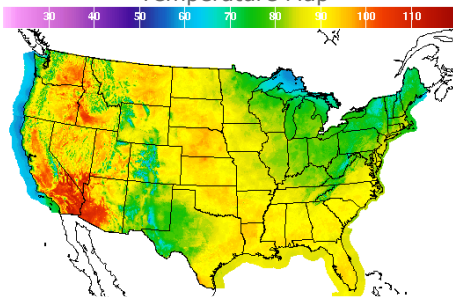
	Last	Change
US 2yr	3.4929	0.0513
US 10yr	3.1926	0.0901
CAN 10yr	3.118	0.045

EQUITIES

	Last	Change
Nasdaq	11816.2	-66.94
TSX	1166.334	-12.199
S&P 500	3955	-31.16

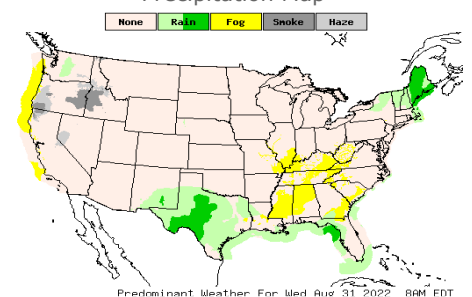
Weather Data

Temperature Map



City	HIGH °F	LOW °F
Calgary	89	61
Conway	89	62
Cushing	95	70
Denver	89	71
Houston	92	76
Mont Belvieu	88	74
Sarnia	81	58
Williston	92	65

Precipitation Map



This report has been prepared by PFL Petroleum Limited personnel for your information only and the views expressed are intended to provide market commentary and are not recommendations. This report is not an offer to sell or a solicitation of any offer to buy any security. The information contained herein has been compiled by PFL from sources believed to be reliable, but no representation or warranty, express or implied, is made by PFL Petroleum Limited, its affiliates or any other person as to its accuracy, completeness or correctness. Copyright 2017 PFL Petroleum Limited. All Rights Reserved