



MARKET DAILY

<https://www.pflpetroleum.com>
 1865 Veterans Park Dr. Suite 303
 Naples, Florida 34109
 Phone: 239-390-2885
 Fax: 239-949-0611
 Aug 30, 2022 8:06 PM

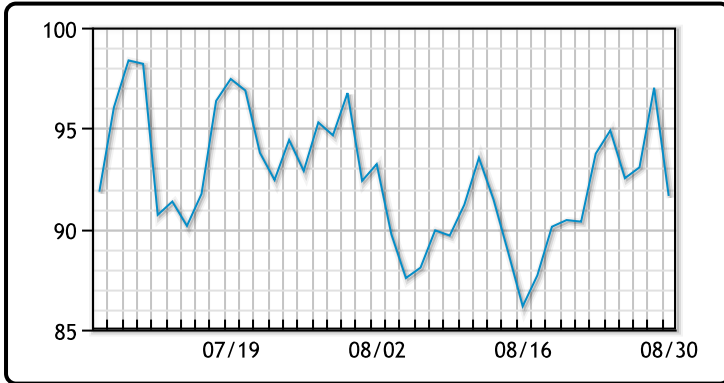
Major Energy Futures		
	Settle	Change
Brent	99.31	5.78
Gas Oil	1122	-7.75
Natural Gas	9.042	-0.294
RBOB	269.44	-18.32
ULSD	381.71	-9.77
WTI	91.64	5.78

Market Commentary

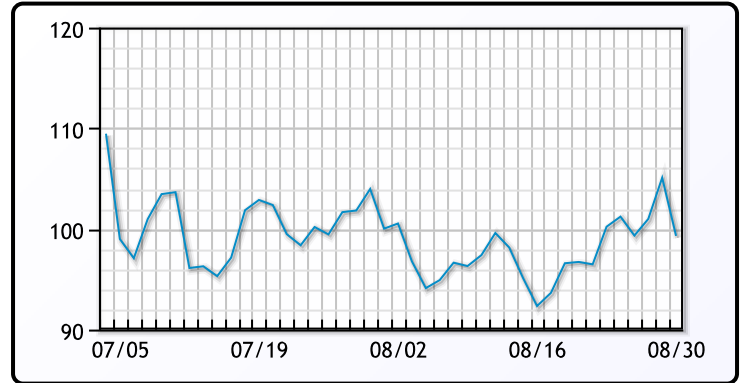
Oil prices sank today after a couple strong rallies as OPEC production is not expected to be affected by Iraqi unrest. Iraq's state owned oil marketer said today the countries oil exports will not be impacted but the ongoing situation. Baghdad is currently experiencing its worst clashes in years between rival Muslim groups. Oil markets may also be starting to price in the words from the Federal Reserve the other day. Oil prices have been strong since the Fed Chairs comments but this has been weighing on other financial markets, as rising inflation and a prolonged economic slowdown would hurt demand. All eyes will again be on OPEC, as the possibility of production cuts is growing despite the ongoing shortages in physical markets. WTI traded down \$5.37 or -5.5% to close at \$91.64. Brent traded down \$5.78 or -5.5% to close at \$99.31.

Crude & Product Markets

WTI



BRENT



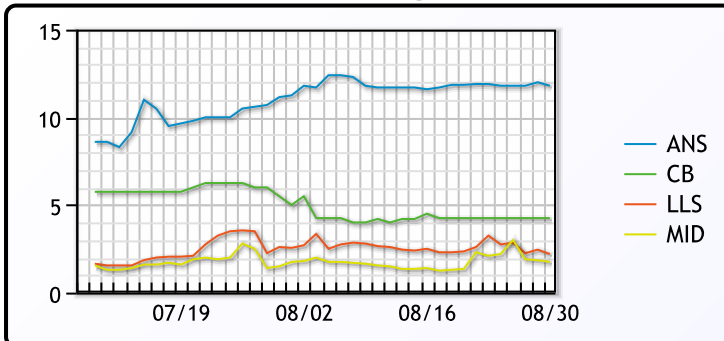
CRUDE

	Last	Week Ago	Month Ago
ANS	103.44	106.29	110.42
BLS	95.89	98.64	104.12
LLS	93.84	97.64	101.32
Mid	93.39	96.49	100.42
WTI	91.64	94.39	98.62

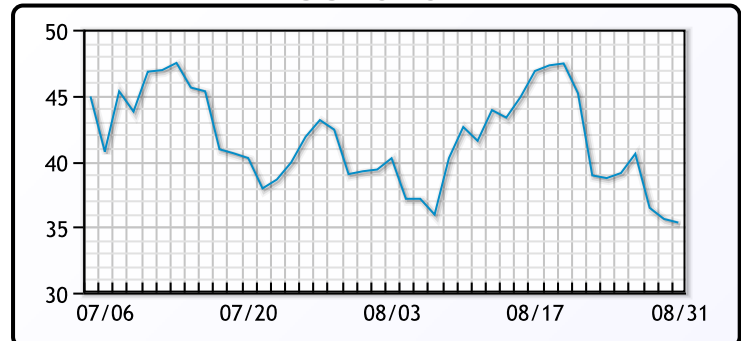
PRODUCTS

	Last	Week Ago	Month Ago
Gulf RBOB	241.53	261.8	291.82
Gulf ULSD	374.28	377.57	350.9
NYH RBOB	269.94	295.05	350.31
NYH ULSD	381.71	384.32	362.72
USGC 3%	78.88	80.88	88.63

WTI Diffs



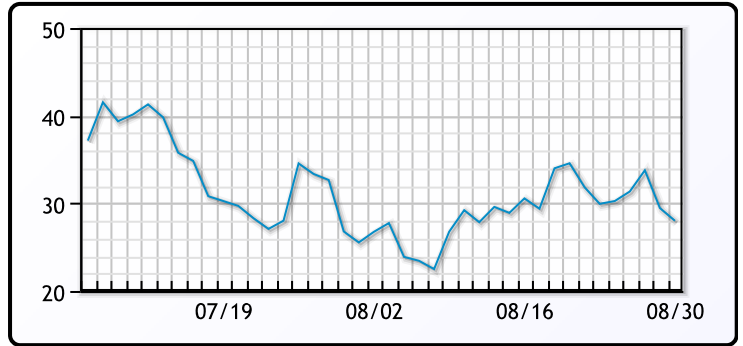
5-3-2 CRACK



3-2-1 Crack



Gulf 3-2-1 Crack



NGLs

MB

	Last	Week Ago	Month Ago
Butane	105.5	108.5	113.13
IsoButane	139.5	165	137.63
Natural Gasoline	163	176	182.5
Propane	111	112.38	115.38

MB NON

	Last	Week Ago	Month Ago
Butane	121.5	125	128.63
IsoButane	139.5	165	137.63
Natural Gasoline	162.5	176	182.5
Propane	111.25	112.63	115.63

CONWAY

	Last	Week Ago	Month Ago
Butane	120	122.25	125
IsoButane	147.5	180	153
Natural Gasoline	169.5	178	196
Propane	110.25	111.63	111.63

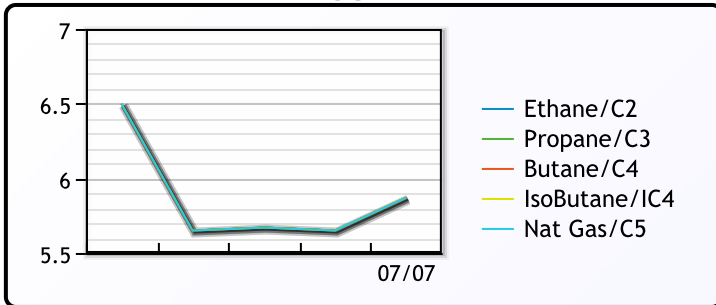
EDMONTON

	Last	Week Ago	Month Ago
Propane	94.13	95.63	93

SARNIA

	Last	Week Ago	Month Ago
Propane	136	132.5	135

FRAC SPREAD



WTI vs NGL

FX

	Last	Change
CAD	1.309	-0.0003
DXY	108.742	-0.031
Gold	1723.5	-0.52

RATES

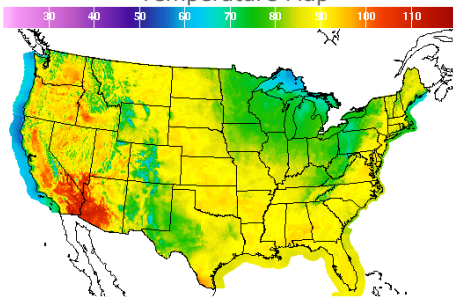
	Last	Change
US 2yr	3.4456	0.004
US 10yr	3.1006	-0.0019
CAN 10yr	3.073	-0.013

EQUITIES

	Last	Change
Nasdaq	11883.14	-134.53
TSX	1178.533	-20.025
S&P 500	3986.16	-44.45

Weather Data

Temperature Map



City	HIGH °F	LOW °F
Calgary	88	56
Conway	84	58
Cushing	93	71
Denver	91	68
Houston	92	78
Mont Belvieu	88	77
Sarnia	81	66
Williston	90	61

Precipitation Map

