



MARKET DAILY

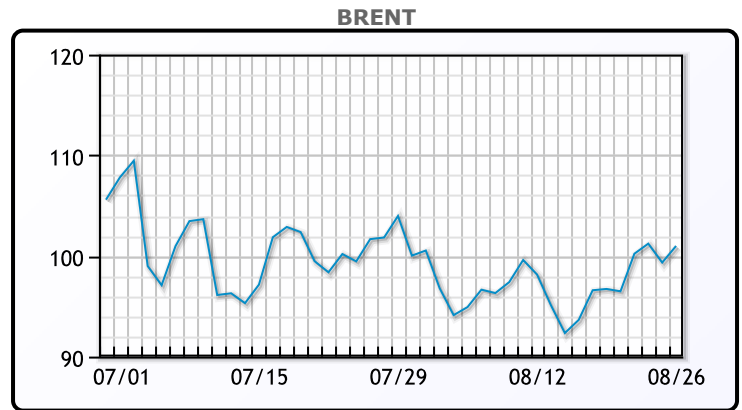
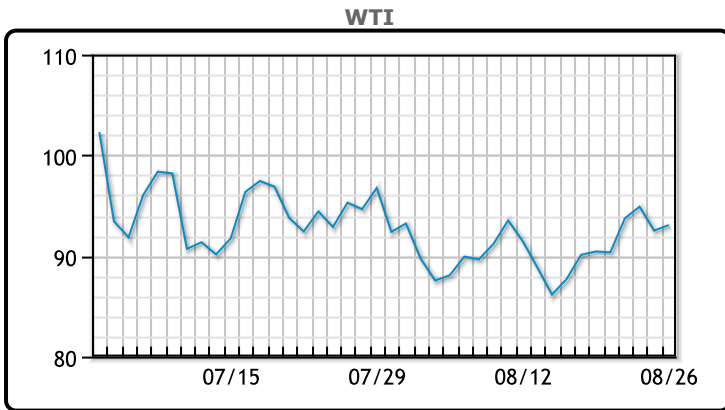
<https://www.pflpetroleum.com>
 1865 Veterans Park Dr. Suite 303
 Naples, Florida 34109
 Phone: 239-390-2885
 Fax: 239-949-0611
 Aug 29, 2022 7:03 PM

Major Energy Futures		
	Settle	Change
Brent	105.09	4.10
Gas Oil	1186.25	20
Natural Gas	9.336	0.067
RBOB	287.76	2.63
ULSD	390.99	-9.77
WTI	97.01	3.95

Market Commentary

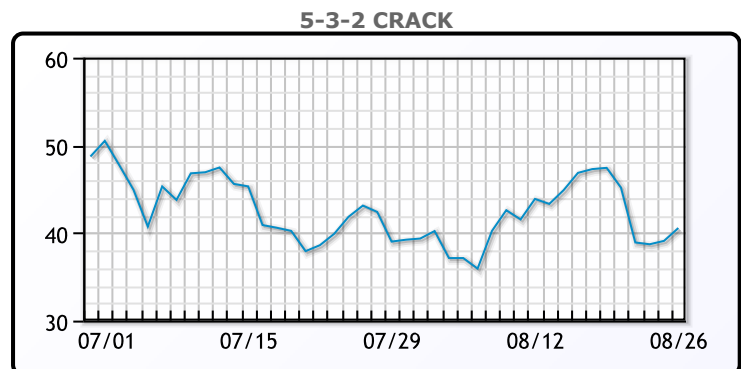
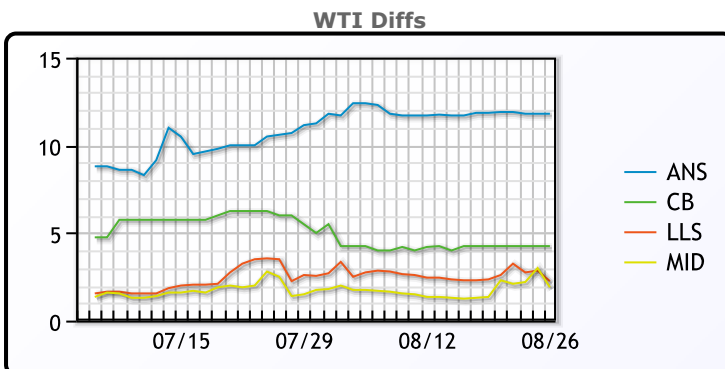
Oil prices rallied today, extending last week's price gains as potential OPEC+ production cuts were front and center. "Oil prices are inching higher on hopes of a production cut from OPEC and its allies to restore market balance in response to the revival of Iran's nuclear deal," said Sugandha Sachdeva, vice president of commodity research at Religare Broking. Unrest in Libya is also sparking concern that the country could fall into total chaos which would disrupt oil supplies from the OPEC nation. Prices were limited however by a strong US dollar, which hit fresh 20 year highs today against a basket of currencies. WTI traded up \$3.95 or 4.2% to close at \$97.01. Brent traded up \$4.10 or 4.1% to close at \$105.09.

Crude & Product Markets

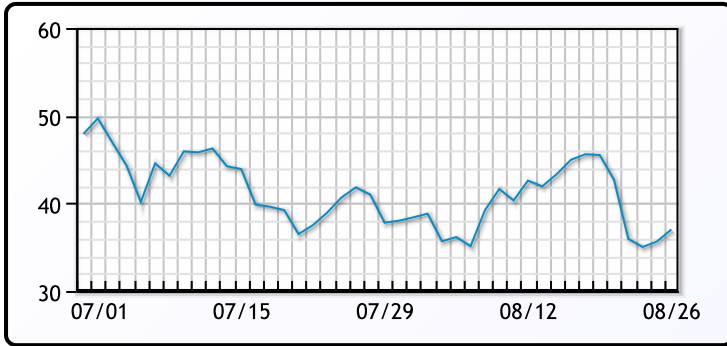


CRUDE			
	Last	Week Ago	Month Ago
ANS	109.01	102.13	110.42
BLS	101.26	94.48	104.12
LLS	99.46	92.83	101.32
Mid	98.86	92.53	100.42
WTI	97.01	90.23	98.62

PRODUCTS			
	Last	Week Ago	Month Ago
Gulf RBOB	259.61	256.12	291.82
Gulf ULSD	381.91	371.37	350.9
NYH RBOB	288.51	292.62	350.31
NYH ULSD	391.11	378	362.72
USGC 3%	84.13	78.13	88.63



3-2-1 Crack



Gulf 3-2-1 Crack



NGLs

MB

	Last	Week Ago	Month Ago
Butane	108.13	112.5	113.13
IsoButane	143.13	160.75	137.63
Natural Gasoline	174	171.5	182.5
Propane	113.38	110.38	115.38

MB NON

	Last	Week Ago	Month Ago
Butane	124.13	122.75	128.63
IsoButane	143.13	160.75	137.63
Natural Gasoline	173.5	171.5	182.5
Propane	113.63	110.63	115.63

CONWAY

	Last	Week Ago	Month Ago
Butane	122.75	120	125
IsoButane	156	164	153
Natural Gasoline	178.5	170	196
Propane	112.75	109.5	111.63

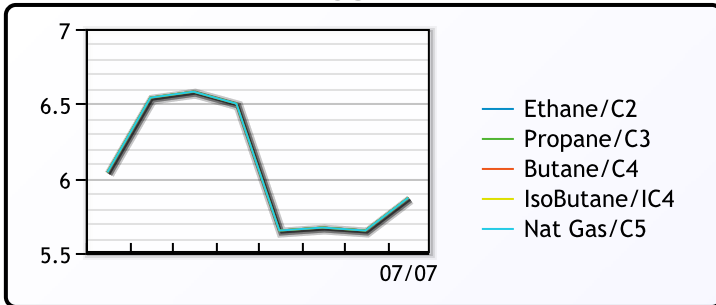
EDMONTON

	Last	Week Ago	Month Ago
Propane	96.75	93.5	93

SARNIA

	Last	Week Ago	Month Ago
Propane	136	131.25	135

FRAC SPREAD



WTI vs NGL

FX

	Last	Change
CAD	1.3013	0.0002
DXY	108.835	0.032
Gold	1736.83	-0.26

RATES

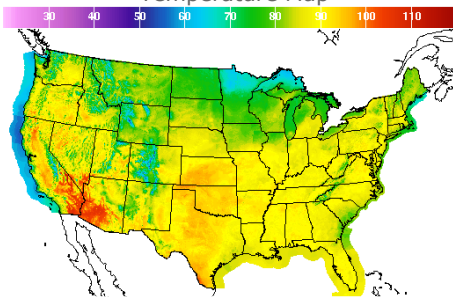
	Last	Change
US 2yr	3.4232	0.0266
US 10yr	3.1024	0.0615
CAN 10yr	3.086	0.069

EQUITIES

	Last	Change
Nasdaq	12017.67	-124.04
TSX	1198.558	-2.148
S&P 500	4030.61	-27.05

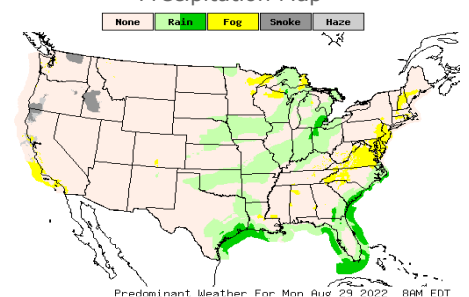
Weather Data

Temperature Map



City	HIGH °F	LOW °F
Calgary	74	49
Conway	75	61
Cushing	91	71
Denver	86	67
Houston	84	77
Mont Belvieu	85	77
Sarnia	85	69
Williston	81	57

Precipitation Map



This report has been prepared by PFL Petroleum Limited personnel for your information only and the views expressed are intended to provide market commentary and are not recommendations. This report is not an offer to sell or a solicitation of any offer to buy any security. The information contained herein has been compiled by PFL from sources believed to be reliable, but no representation or warranty, express or implied, is made by PFL Petroleum Limited, its affiliates or any other person as to its accuracy, completeness or correctness. Copyright 2017 PFL Petroleum Limited. All Rights Reserved