



MARKET DAILY

<https://www.pflpetroleum.com>
 1865 Veterans Park Dr. Suite 303
 Naples, Florida 34109
 Phone: 239-390-2885
 Fax: 239-949-0611
 Aug 26, 2022 8:28 PM

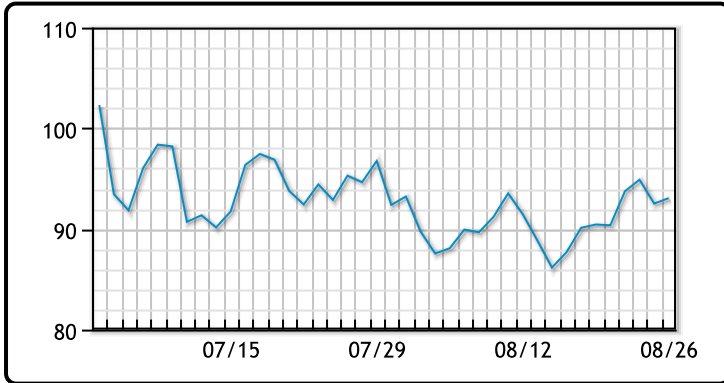
Major Energy Futures		
	Settle	Change
Brent	100.99	1.65
Gas Oil	1194	6.25
Natural Gas	9.296	0.045
RBOB	285.13	1.14
ULSD	400.76	-6.41
WTI	93.06	0.54

Market Commentary

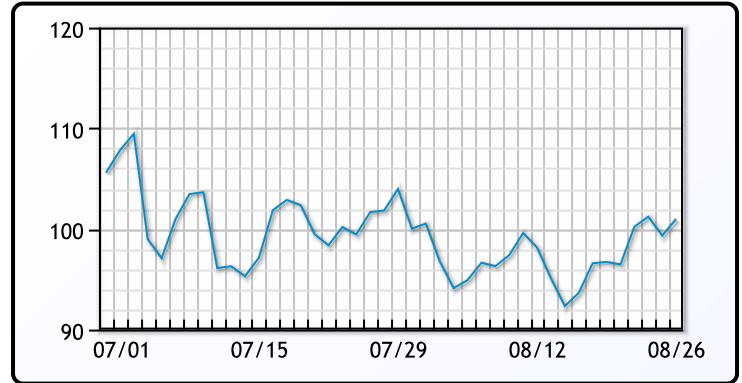
Oil prices ended the day higher today as the market shrugged off warnings from the Fed about economic pain ahead after initially trading lower. Oil prices had briefly fallen after Fed Chair Jerome Powell said tight monetary policy may be in store "for some time" to fight inflation, meaning slower growth, a weaker job market and "some pain" for households and businesses. Meanwhile, the prospects of OPEC+ production cuts may be getting stronger. The UAE is the latest country to side with Saudi Arabia on their thinking with crude markets. "The impression remains that Saudi Arabia is not willing to tolerate any price slide below \$90. Speculators could view this as an invitation to bet on further price rises without the need to fear any more pronounced price declines," Commerzbank said in a note. WTI traded up \$.54 or .59% to close at \$93.06. Brent traded up \$1.65 or 1.66% to close at \$100.99.

Crude & Product Markets

WTI



BRENT



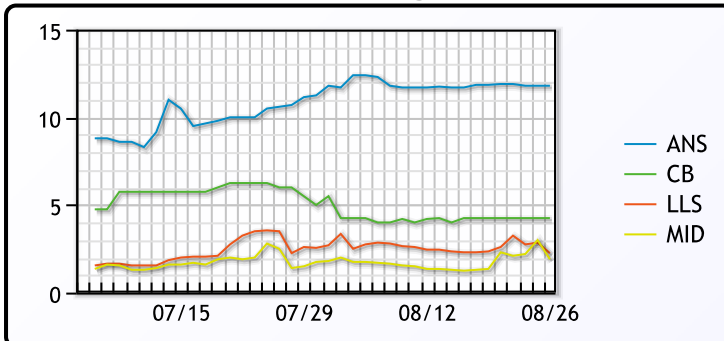
CRUDE

	Last	Week Ago	Month Ago
ANS	104.86	102.62	105.68
BLS	97.31	95.02	100.98
LLS	95.31	93.12	97.23
Mid	94.96	92.12	96.38
WTI	93.06	90.77	94.98

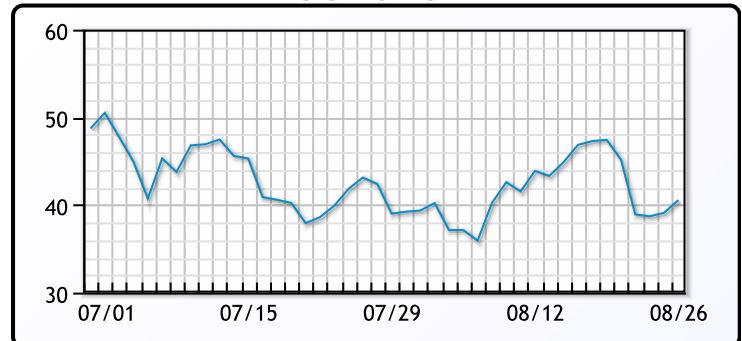
PRODUCTS

	Last	Week Ago	Month Ago
Gulf RBOB	256.74	267.12	301.68
Gulf ULSD	390.77	363.9	353.51
NYH RBOB	285.88	311.5	360.5
NYH ULSD	401.01	370.05	358.76
USGC 3%	80.63	78.13	84.63

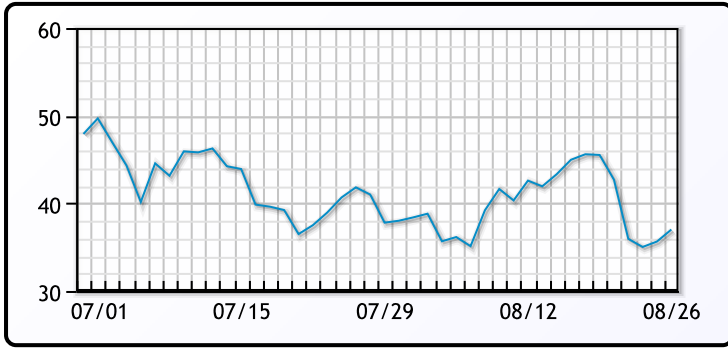
WTI Diffs



5-3-2 CRACK



3-2-1 Crack



Gulf 3-2-1 Crack



NGLs

MB

	Last	Week Ago	Month Ago
Butane	105.5	113.75	111.13
IsoButane	141	153.75	139.62
Natural Gasoline	170.75	173.5	180.5
Propane	111.5	110.5	112.63

MB NON

	Last	Week Ago	Month Ago
Butane	122	123.75	126.63
IsoButane	141	153.75	139.62
Natural Gasoline	170.5	173.75	180.5
Propane	111.75	110.63	112.88

CONWAY

	Last	Week Ago	Month Ago
Butane	121.25	121.5	124
IsoButane	160	162	153
Natural Gasoline	179.5	179	208
Propane	110.88	109.5	109.38

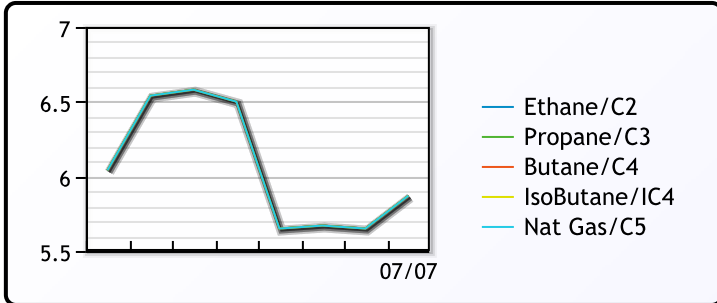
EDMONTON

	Last	Week Ago	Month Ago
Propane	94.88	93.5	90.38

SARNIA

	Last	Week Ago	Month Ago
Propane	136	126.75	134.75

FRAC SPREAD



WTI vs NGL

FX

	Last	Change
CAD	1.3033	0.0109
DXY	108.803	0.333
Gold	1738.14	-20.57

RATES

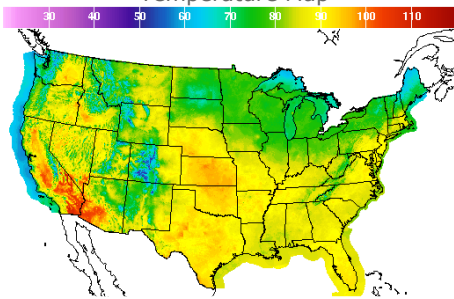
	Last	Change
US 2yr	3.3966	0.0305
US 10yr	3.0409	0.0151
CAN 10yr	3.017	0.009

EQUITIES

	Last	Change
Nasdaq	12141.71	-497.56
TSX	1200.706	-16.621
S&P 500	4057.66	-141.46

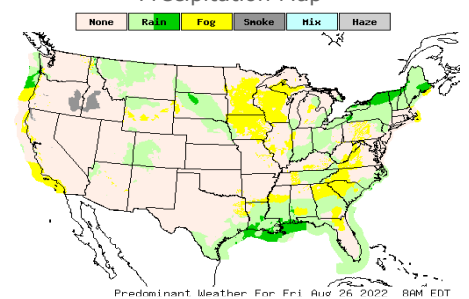
Weather Data

Temperature Map



City	HIGH °F	LOW °F
Calgary	80	54
Conway	81	59
Cushing	95	69
Denver	85	67
Houston	91	76
Mont Belvieu	88	74
Sarnia	73	63
Williston	85	62

Precipitation Map



This report has been prepared by PFL Petroleum Limited personnel for your information only and the views expressed are intended to provide market commentary and are not recommendations. This report is not an offer to sell or a solicitation of any offer to buy any security. The information contained herein has been compiled by PFL from sources believed to be reliable, but no representation or warranty, express or implied, is made by PFL Petroleum Limited, its affiliates or any other person as to its accuracy, completeness or correctness. Copyright 2017 PFL Petroleum Limited. All Rights Reserved