



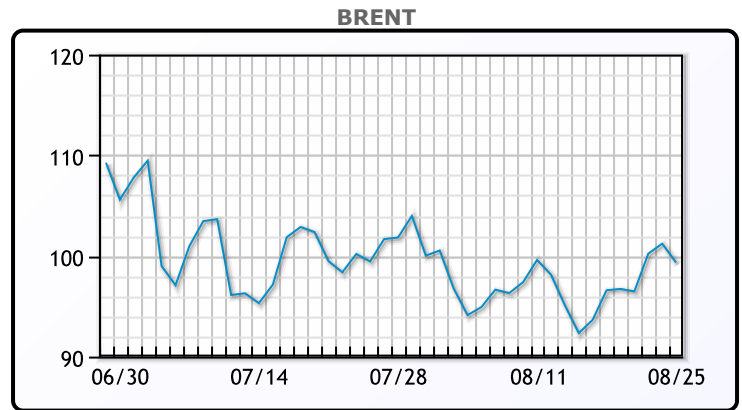
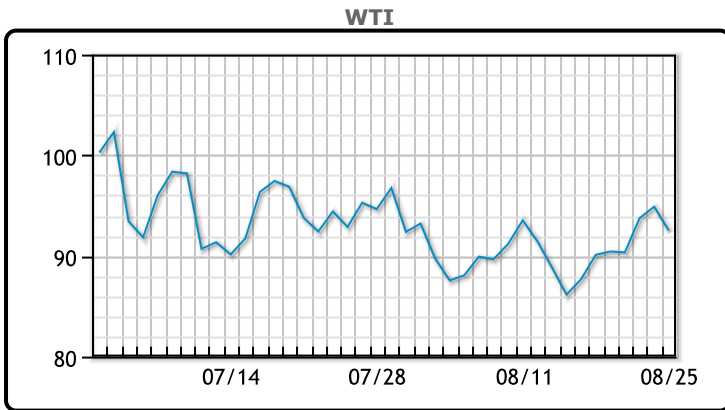
# MARKET DAILY

<https://www.pflpetroleum.com>  
 1865 Veterans Park Dr. Suite 303  
 Naples, Florida 34109  
 Phone: 239-390-2885  
 Fax: 239-949-0611  
 Aug 25, 2022 8:18 PM

Major Energy Futures		
	Settle	Change
Brent	99.34	-1.88
Gas Oil	1174	6.25
Natural Gas	9.375	0.045
RBOB	281.21	1.14
ULSD	394.91	-6.41
WTI	92.52	-2.37

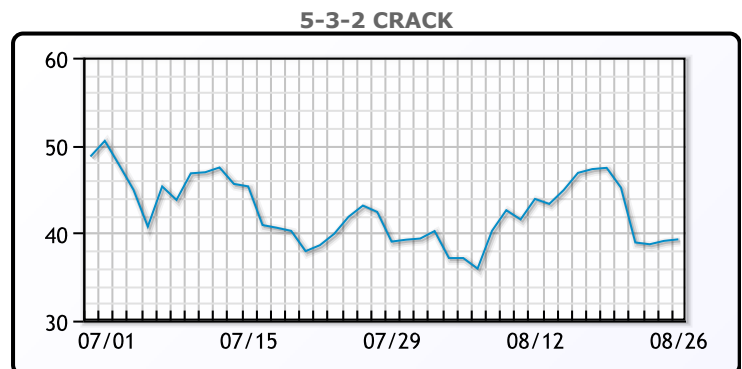
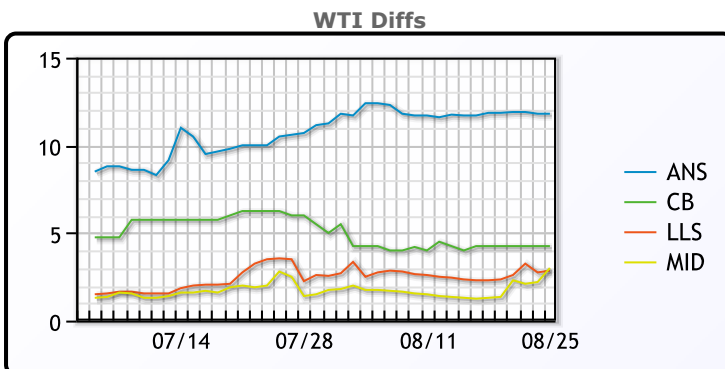
**Market Commentary**  
 Oil prices traded down today, as investors braced for the possibility of return of Iranian crude. "Nobody wants to jump in here and commit to a size position when you can get ambushed by an Iranian headline at any given moment," said Bob Yawger, director of energy futures at Mizuho, citing thin trading volumes during the session. The market is also on edge with the Fed Chair Jerome Powell due to speak at Jackson Hole tomorrow. His comments regarding the Fed's moves to fight inflation could swing the market in either direction. Another problem for the market is that overall US gasoline demand is down, with the four week rolling average 7% lower than this time last year. WTI traded down \$2.37 or -2.5% to close at \$92.52. Brent traded down \$1.88 or -1.9% to close at \$99.34.

## Crude & Product Markets

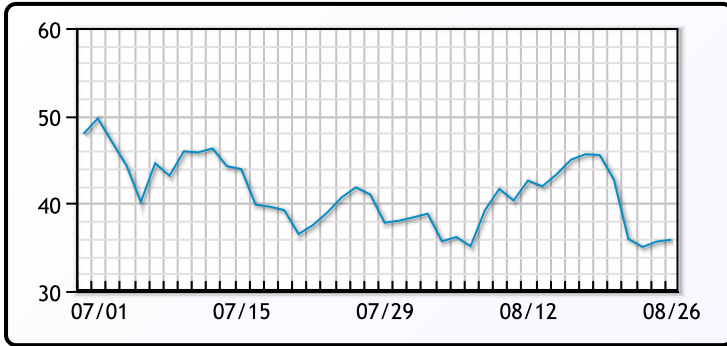


CRUDE			
	Last	Week Ago	Month Ago
ANS	104.82	102.35	110.2
BLS	97.27	94.75	105.6
LLS	95.87	92.8	103.1
Mid	96.02	91.8	102.1
WTI	93.02	90.5	99.6

PRODUCTS			
	Last	Week Ago	Month Ago
Gulf RBOB	256.49	285.11	309.2
Gulf ULSD	385.98	358.82	347.91
NYH RBOB	281.96	309.61	366.95
NYH ULSD	395.16	364.97	351.91
USGC 3%	80.63	79.88	85.13



**3-2-1 Crack**



**Gulf 3-2-1 Crack**



**NGLs**

**MB**

	Last	Week Ago	Month Ago
Butane	105.5	112.5	112.75
IsoButane	146	152.5	140.25
Natural Gasoline	170	174.25	184.75
Propane	111.25	110	113.5

**MB NON**

	Last	Week Ago	Month Ago
Butane	122	122.5	128.25
IsoButane	146	152.5	140.25
Natural Gasoline	170	174.5	184.75
Propane	111.5	110.75	113.75

**CONWAY**

	Last	Week Ago	Month Ago
Butane	122	120	125.25
IsoButane	160	159	155
Natural Gasoline	178.5	176.5	211
Propane	110.5	108.88	111

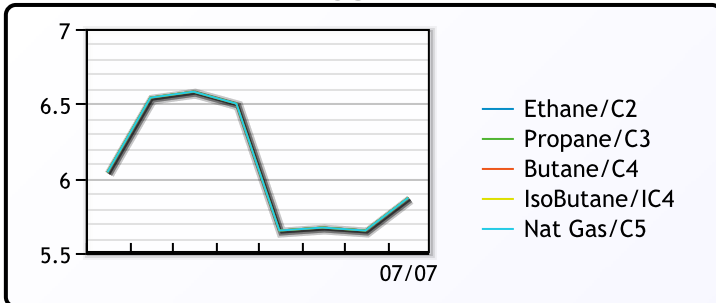
**EDMONTON**

	Last	Week Ago	Month Ago
Propane	94.5	92.88	93

**SARNIA**

	Last	Week Ago	Month Ago
Propane	134.75	126.75	134.75

**FRAC SPREAD**



**WTI vs NGL**

**FX**

	Last	Change
CAD	1.2945	0.0021
DXY	108.512	0.042
Gold	1755.71	-3

**RATES**

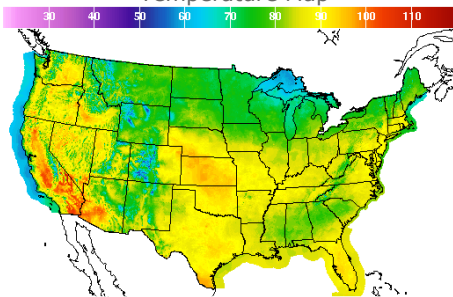
	Last	Change
US 2yr	3.3742	0.0081
US 10yr	3.037	0.0112
CAN 10yr	3.008	-0.092

**EQUITIES**

	Last	Change
Nasdaq	12639.27	207.74
TSX	1217.327	9.337
S&P 500	4199.12	58.35

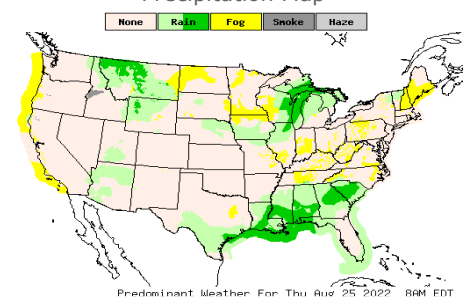
**Weather Data**

**Temperature Map**



City	HIGH °F	LOW °F
Calgary	76	55
Conway	74	50
Cushing	93	68
Denver	86	67
Houston	92	76
Mont Belvieu	86	74
Sarnia	81	62
Williston	80	57

**Precipitation Map**



This report has been prepared by PFL Petroleum Limited personnel for your information only and the views expressed are intended to provide market commentary and are not recommendations. This report is not an offer to sell or a solicitation of any offer to buy any security. The information contained herein has been compiled by PFL from sources believed to be reliable, but no representation or warranty, express or implied, is made by PFL Petroleum Limited, its affiliates or any other person as to its accuracy, completeness or correctness. Copyright 2017 PFL Petroleum Limited. All Rights Reserved