



MARKET DAILY

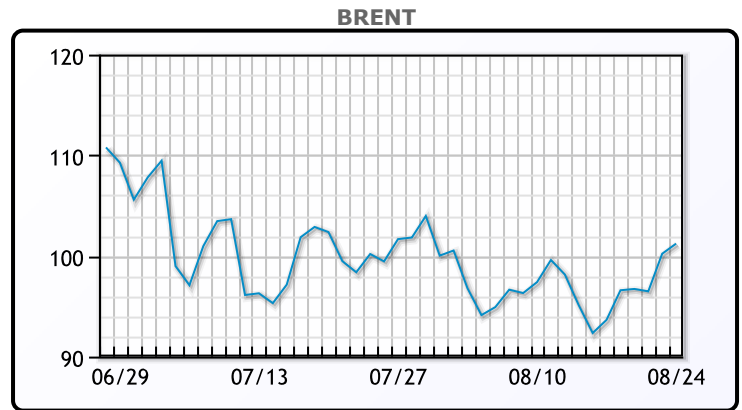
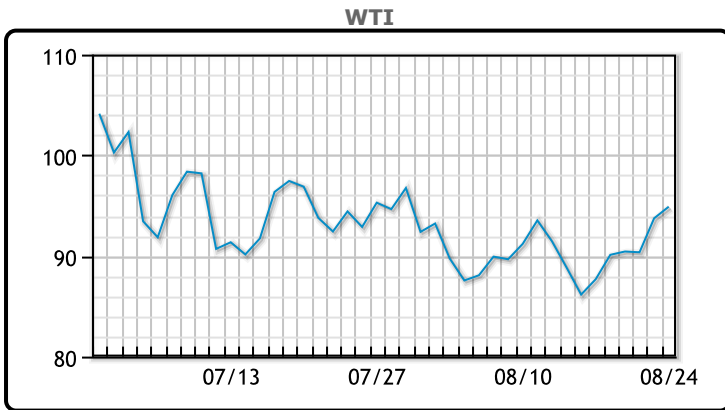
<https://www.pflpetroleum.com>
 1865 Veterans Park Dr. Suite 303
 Naples, Florida 34109
 Phone: 239-390-2885
 Fax: 239-949-0611
 Aug 24, 2022 10:30 PM

Major Energy Futures		
	Settle	Change
Brent	100.34	0.12
Gas Oil	1167.75	48.75
Natural Gas	9.33	0.137
RBOB	280.07	-13.23
ULSD	401.32	17.13
WTI	94.89	1.15

Market Commentary

Oil prices were higher today, but prospects for immediate OPEC+ cuts dimmed. OPEC sources indicated these cuts would likely coincide with Iranian crude coming back to market. The US reportedly will not consider additional concessions to Iran. "The oil price and supply outlook suggest that an OPEC+ cut is not currently warranted," PVM analyst Stephen Brennock said. "Global oil supply could take a hit as peak U.S. hurricane season approaches. Elsewhere, future supply outages in Libya cannot be discounted while Nigeria's oil fortunes show little sign of improving." WTI traded up \$1.15 or 1.23% to \$94.89. Brent traded up \$0.12 or 0.12% to \$100.34.

Crude & Product Markets

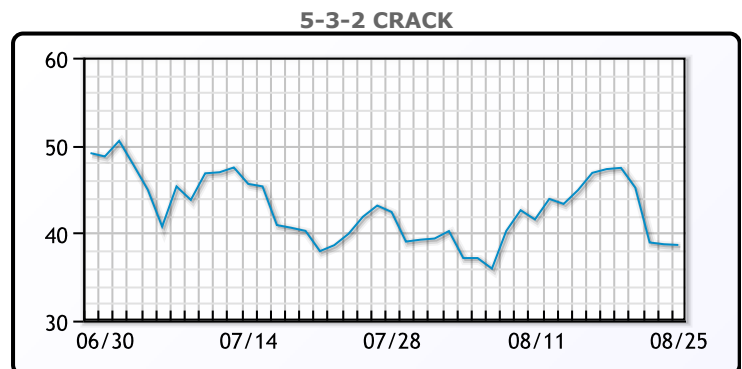
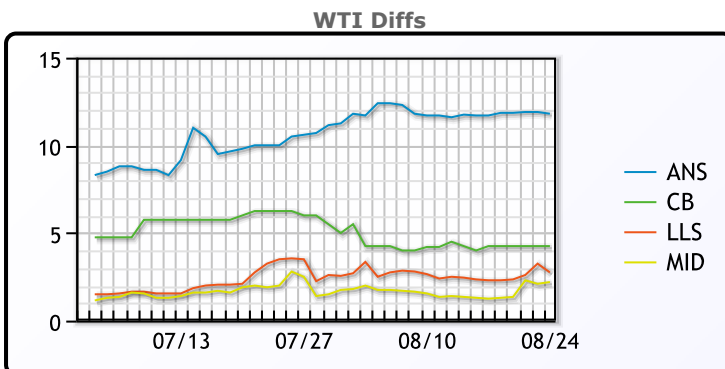


CRUDE

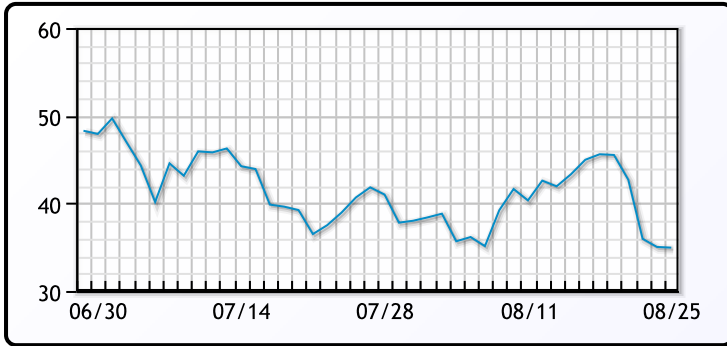
	Last	Week Ago	Month Ago
ANS	107.44	99.81	108.45
BLS	99.89	92.36	104.2
LLS	98.39	90.41	101.5
Mid	97.84	89.36	100.75
WTI	95.64	88.11	97.95

PRODUCTS

	Last	Week Ago	Month Ago
Gulf RBOB	255.2	273.7	300.9
Gulf ULSD	395.12	355.74	342.06
NYH RBOB	279.82	308.45	343.28
NYH ULSD	401.57	361.87	348.56
USGC 3%	81.88	77.88	83.13



3-2-1 Crack



Gulf 3-2-1 Crack



NGLs

MB

	Last	Week Ago	Month Ago
Butane	107.75	107.63	110.88
IsoButane	165	149.13	146.38
Natural Gasoline	173.5	168	181.5
Propane	112.75	106.5	112.38

MB NON

	Last	Week Ago	Month Ago
Butane	124.25	119.13	126.38
IsoButane	148.25	149.13	146.38
Natural Gasoline	173.5	168.5	181.5
Propane	113	107.25	112.63

CONWAY

	Last	Week Ago	Month Ago
Butane	123	117	124.5
IsoButane	160	159	158
Natural Gasoline	175	172	217.75
Propane	112.38	105.75	109.63

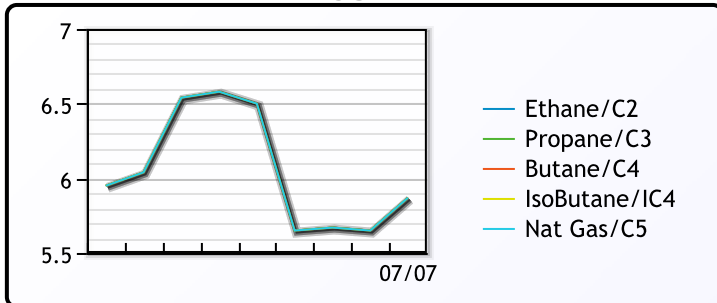
EDMONTON

	Last	Week Ago	Month Ago
Propane	96.38	89.75	91.63

SARNIA

	Last	Week Ago	Month Ago
Propane	132.5	126.75	134.75

FRAC SPREAD



WTI vs NGL

FX

	Last	Change
CAD	1.295	-0.0017
DXY	108.453	-0.224
Gold	1755.96	4.77

RATES

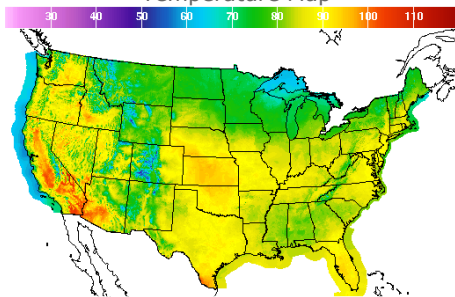
	Last	Change
US 2yr	3.3803	-0.0102
US 10yr	3.0983	-0.0056
CAN 10yr	3.1	0.058

EQUITIES

	Last	Change
Nasdaq	12431.53	50.23
TSX	1207.99	-0.428
S&P 500	4140.77	12.04

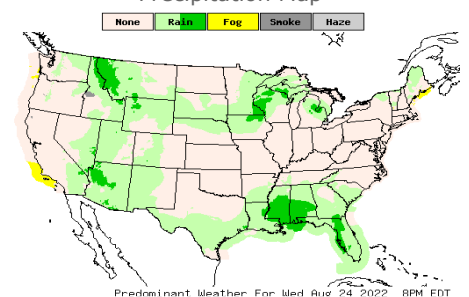
Weather Data

Temperature Map



City	HIGH °F	LOW °F
Calgary	74	54
Conway	75	60
Cushing	93	68
Denver	87	67
Houston	88	76
Mont Belvieu	84	76
Sarnia	81	61
Williston	74	63

Precipitation Map



This report has been prepared by PFL Petroleum Limited personnel for your information only and the views expressed are intended to provide market commentary and are not recommendations. This report is not an offer to sell or a solicitation of any offer to buy any security. The information contained herein has been compiled by PFL from sources believed to be reliable, but no representation or warranty, express or implied, is made by PFL Petroleum Limited, its affiliates or any other person as to its accuracy, completeness or correctness. Copyright 2017 PFL Petroleum Limited. All Rights Reserved