



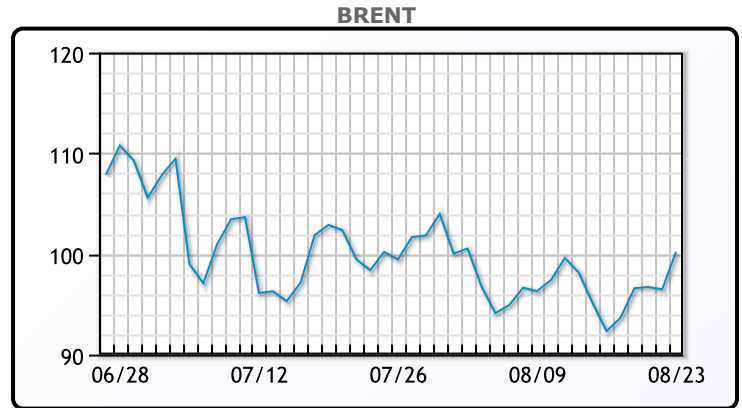
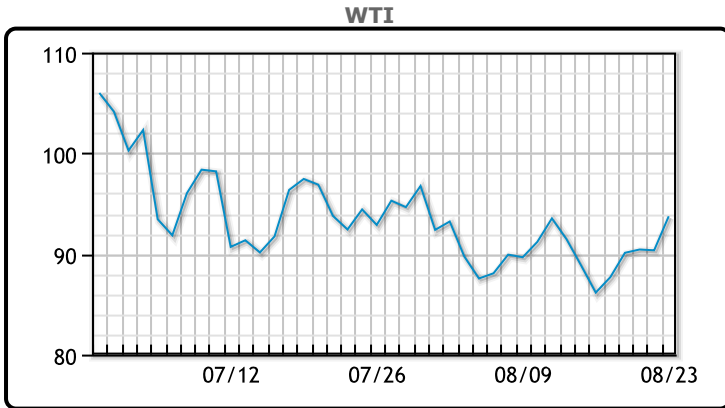
# MARKET DAILY

<https://www.pflpetroleum.com>  
 1865 Veterans Park Dr. Suite 303  
 Naples, Florida 34109  
 Phone: 239-390-2885  
 Fax: 239-949-0611  
 Aug 23, 2022 8:06 PM

Major Energy Futures		
	Settle	Change
Brent	100.22	3.74
Gas Oil	1119	9.5
Natural Gas	9.193	-0.487
RBOB	293.3	4.18
ULSD	384.19	6.57
WTI	93.74	3.38

**Market Commentary**  
 Oil prices rallied today, buoyed by the prospect of OPEC+ output cuts. The energy minister indicated he feels the market is out of whack, caused by poor futures liquidity and macro-economic fears. He said this ignores extremely tight supply in the physical market. The prospect of resuming Iranian crude supply and recession fears, along with consecutive weekly builds at the U.S. crude oil storage hub, easing gasoline demand, and the upcoming refinery maintenance season has pushed prices lower in recent weeks and set the tone for OPEC+, said Bob Yawger, director of energy futures at Mizuho. However, nine OPEC sources told Reuters on Tuesday OPEC+ production cuts may not be imminent and would coincide with the return of Iran to oil markets should Tehran clinch a nuclear deal with the West. WTI traded up \$3.38 or 3.7% to close at \$93.74. Brent traded up \$3.74 or 3.9% to close \$100.22.

## Crude & Product Markets

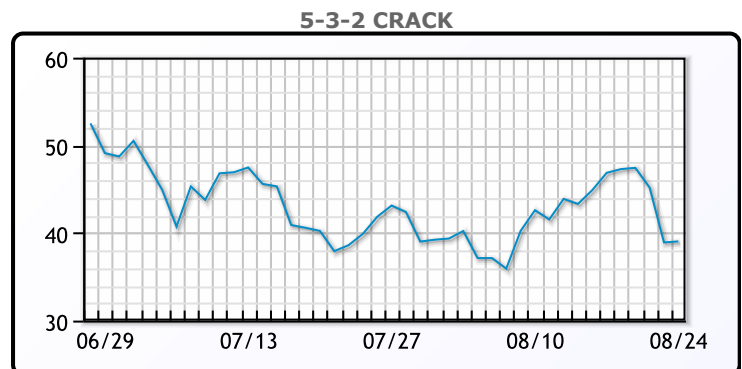
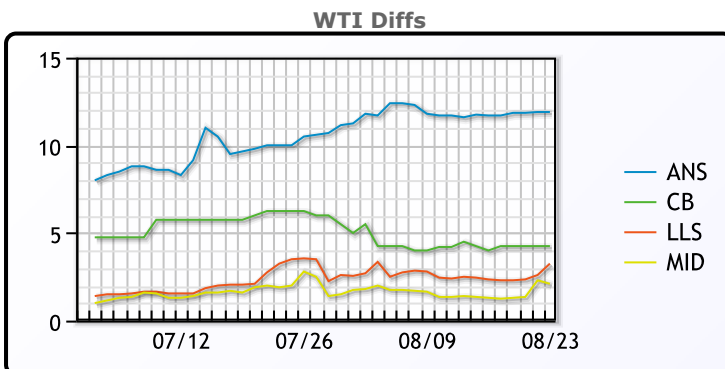


**CRUDE**

	Last	Week Ago	Month Ago
ANS	106.29	98.23	108.45
BLS	98.64	90.53	104.2
LLS	97.64	88.88	101.5
Mid	96.49	87.83	100.75
WTI	94.39	86.53	97.95

**PRODUCTS**

	Last	Week Ago	Month Ago
Gulf RBOB	261.8	269.57	300.9
Gulf ULSD	377.57	342.14	342.06
NYH RBOB	295.05	308.07	343.28
NYH ULSD	384.32	348.27	348.56
USGC 3%	80.88	77.13	83.13



**3-2-1 Crack**



**Gulf 3-2-1 Crack**



**NGLs**

**MB**

	Last	Week Ago	Month Ago
Butane	108.5	106.5	110.88
IsoButane	165	148	146.38
Natural Gasoline	176	165	181.5
Propane	112.38	105	112.38

**MB NON**

	Last	Week Ago	Month Ago
Butane	125	118	126.38
IsoButane	165	148	146.38
Natural Gasoline	176	165.5	181.5
Propane	112.63	105.75	112.63

**CONWAY**

	Last	Week Ago	Month Ago
Butane	122.25	116	124.5
IsoButane	180	160	158
Natural Gasoline	178	170	217.75
Propane	111.63	104.13	109.63

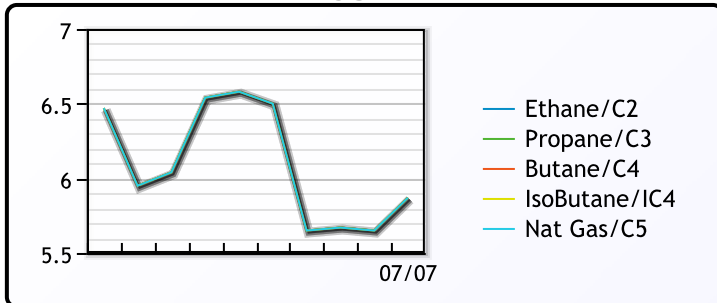
**EDMONTON**

	Last	Week Ago	Month Ago
Propane	95.63	88	91.63

**SARNIA**

	Last	Week Ago	Month Ago
Propane	132.5	128.75	134.75

**FRAC SPREAD**



**WTI vs NGL**

**FX**

	Last	Change
CAD	1.2959	0.0004
DXY	108.556	-0.068
Gold	1746.91	-1.24

**RATES**

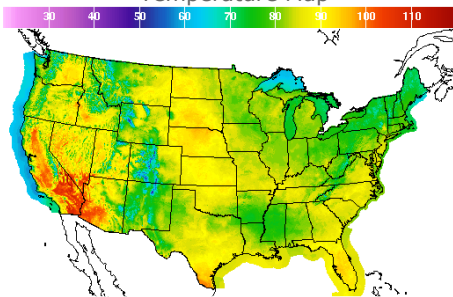
	Last	Change
US 2yr	3.3151	0.0154
US 10yr	3.0461	0
CAN 10yr	3.042	0.033

**EQUITIES**

	Last	Change
Nasdaq	12381.3	-0.27
TSX	1208.418	-2.252
S&P 500	4128.73	-9.26

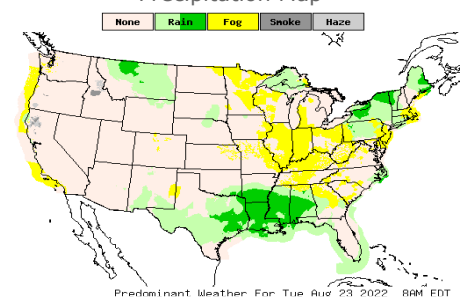
**Weather Data**

**Temperature Map**



City	HIGH °F	LOW °F
Calgary	66	58
Conway	85	63
Cushing	92	67
Denver	84	66
Houston	87	77
Mont Belvieu	86	77
Sarnia	78	61
Williston	89	66

**Precipitation Map**



This report has been prepared by PFL Petroleum Limited personnel for your information only and the views expressed are intended to provide market commentary and are not recommendations. This report is not an offer to sell or a solicitation of any offer to buy any security. The information contained herein has been compiled by PFL from sources believed to be reliable, but no representation or warranty, express or implied, is made by PFL Petroleum Limited, its affiliates or any other person as to its accuracy, completeness or correctness. Copyright 2017 PFL Petroleum Limited. All Rights Reserved